

#FASTEST40



KEATON MILES

ANTHLON BELL

MOSES KINGSLEY

JABRIL DURHAM

MIKE ANDERSON

THERE'S NO PLACE LIKE BUDD WALTON ARENA

ARKANSAS

2015-16 BASKETBALL MEDIA GUIDE

OUR HOME

BASKETBALL PERFORMANCE CENTER

THIS PLACE IS
INCREDIBLE.
IT'S A GAME CHANGER IN RECRUITING.

Mike Anderson





THE PALACE

BUD WALTON ARENA **RAZORBACKS**

STATS SPONSORED BY Ford

STATS	MISSOURI	ARKANSAS
PTS	34	17
REB	17	3
AST	3	1
STL	1	1
BLK	1	1
PF	12	9
FT	9	13
FG	9	17
3PT	2	7
TOV	20	0
FLS	46	1

63 07:19 54 8 10
2 TOT 2ND HALF 1 TOT FLS

63 07:19 54 8 10
2 TOT 2ND HALF 1 TOT FLS

**BUD WALTON
ARENA
JUST GOT
BETTER**





ALL-TIME RECORD AT BUD WALTON ARENA

YEAR	HOME RECORD
1993-94	16-0 (1.000)
1994-95	14-1 (.933)
1995-96	14-4 (.778)
1996-97	15-3 (.833)
1997-98	15-0 (1.000)
1998-99	14-2 (.875)
1999-00	9-5 (.643)
2000-01	16-2 (.889)
2001-02	11-5 (.688)
2002-03	8-8 (.563)
2003-04	10-6 (.625)
2004-05	13-3 (.813)
2005-06	15-1 (.938)
2006-07	13-3 (.813)
2007-08	15-1 (.938)
2008-09	12-6 (.667)
2009-10	12-9 (.571)
2010-11	15-3 (.833)
2011-12	17-3 (.850)
2012-13	17-1 (.944)
2013-14	17-2 (.895)
2014-15	16-2 (.889)

304-70 (.812)

FASTEST 40

COACHING PHILOSOPHY

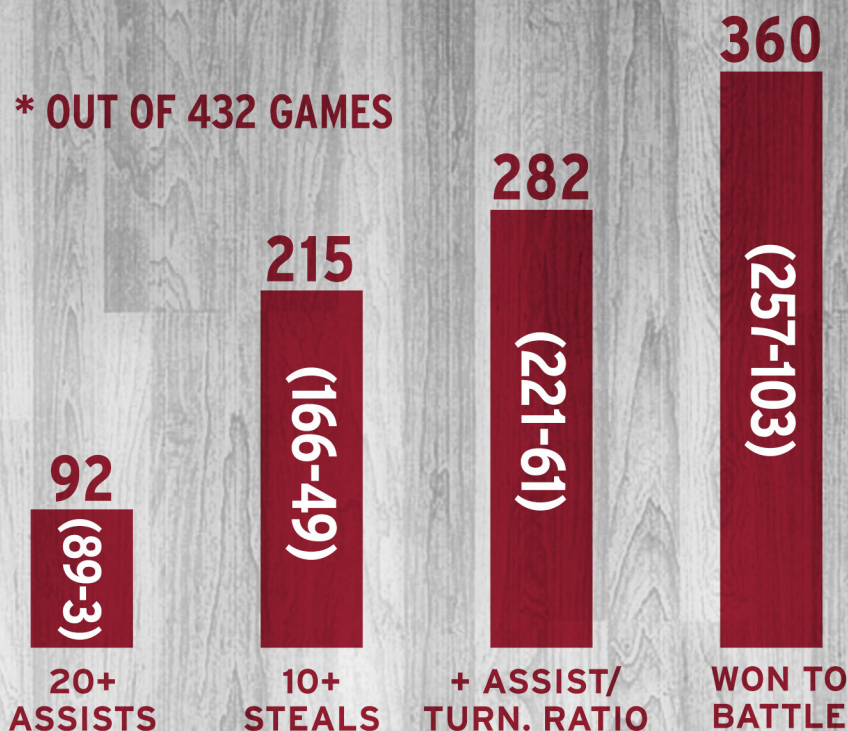


COACH ANDERSON'S TEAMS

- >> LED THE NATION IN STEALS PER GAME FOUR TIMES**
- >> LED THE NATION IN ASSISTS ONCE & RANKED IN THE TOP 25 FIVE TIMES**
- >> RANKED IN THE TOP 25 IN SCORING OFFENSE SIX TIMES**
- >> RANKED IN THE TOP 25 IN TURNOVER MARGIN SEVEN TIMES**

#FASTEST40 FACTS

* OUT OF 432 GAMES



20+ WINS: **9**

30+ WINS: **1**

WINNING SEASONS: **12**

LOSING SEASONS: **0**

POSTSEASON TOURNAMENTS: **9**

350+ STEALS IN A SEASON **5X**

300+ STEALS IN A SEASON **8X**

250+ STEALS IN A SEASON **13X**

NATIONAL LEADER IN STEALS **4X**

4,257 **9.9**

TOTAL STEALS

STEALS PER GAME





HEAD HOG

HEAD COACH MIKE ANDERSON

MIKE ANDERSON IS **ONE** OF ONLY 12
CURRENT DIVISION I COACHES WITH 10+
YEARS OF HEAD COACHING EXPERIENCE
WITH **NO** LOSING SEASONS.



5,000

FANS, MEDIA MEMBERS, FAMILY & FRIENDS WERE ON HAND SATURDAY, MARCH 26, 2011, WHEN MIKE ANDERSON WAS INTRODUCED AS HEAD COACH OF THE RAZORBACKS

RAZORBACK MEN'S BASKETBALL HEAD COACH MIKE ANDERSON



ARKANSAS HAS RANKED IN THE TOP 30 IN NATIONAL ATTENDANCE EVERY YEAR SINCE BUD WALTON ARENA OPENED IN 1993.



WOODO **PIG**

RAZORBACK NATION



OVER 6 MILLION FANS
HAVE WATCHED THE RAZORBACKS
IN BUD WALTON ARENA.

YEAR	ATTENDANCE	AVERAGE/ NAT'L RANK
1993-94	322,146	20,134 (4TH)
1994-95	301,212	20,081 (4TH)
1995-96	346,698	19,261 (5TH)
1996-97	329,540	18,308 (5TH)
1997-98	291,089	19,406 (4TH)
1998-99	292,704	18,294 (5TH)
1999-00	249,300	17,807 (6TH)
2000-01	292,057	16,225 (9TH)
2001-02	241,033	15,065 (13TH)
2002-03	236,638	14,790 (14TH)
2003-04	236,676	14,792 (13TH)
2004-05	252,608	15,788 (9TH)
2005-06	239,336	14,958 (12TH)
2006-07	267,520	16,720 (9TH)
2007-08	274,360	17,148 (8TH)
2008-09	288,781	16,043 (11TH)
2009-10	276,821	13,182 (25TH)
2010-11	216,398	12,022 (29TH)
2011-12	262,329	13,116 (23RD)
2012-13	251,968	13,998 (20TH)
2013-14	269,838	14,202 (21ST)
2014-15	283,485	15,750 (11TH)



**LET'S CALL
THOSE
HOGS!**

31 NCAA APPEARANCES

22 CONFERENCE CHAMPIONSHIPS

10 SWEET SIXTEENS


6 FINAL FOURS

NATIONAL CHAMPIONSHIP

TRADITION

THE RAZORBACKS HAVE BENEFITED FROM A PAIR OF HALL OF FAME COACHES OVER THE YEARS. EDDIE SUTTON WAS SUCCESSFUL IN THE SOUTHWEST CONFERENCE AND WAS FOLLOWED BY NOLAN RICHARDSON, WHO WON 390 GAMES AND LED THE HOGS TO BACK-TO-BACK NCAA CHAMPIONSHIP GAME APPEARANCES, INCLUDING A NATIONAL TITLE IN 1994.

EDDIE SUTTON



NOLAN RICHARDSON

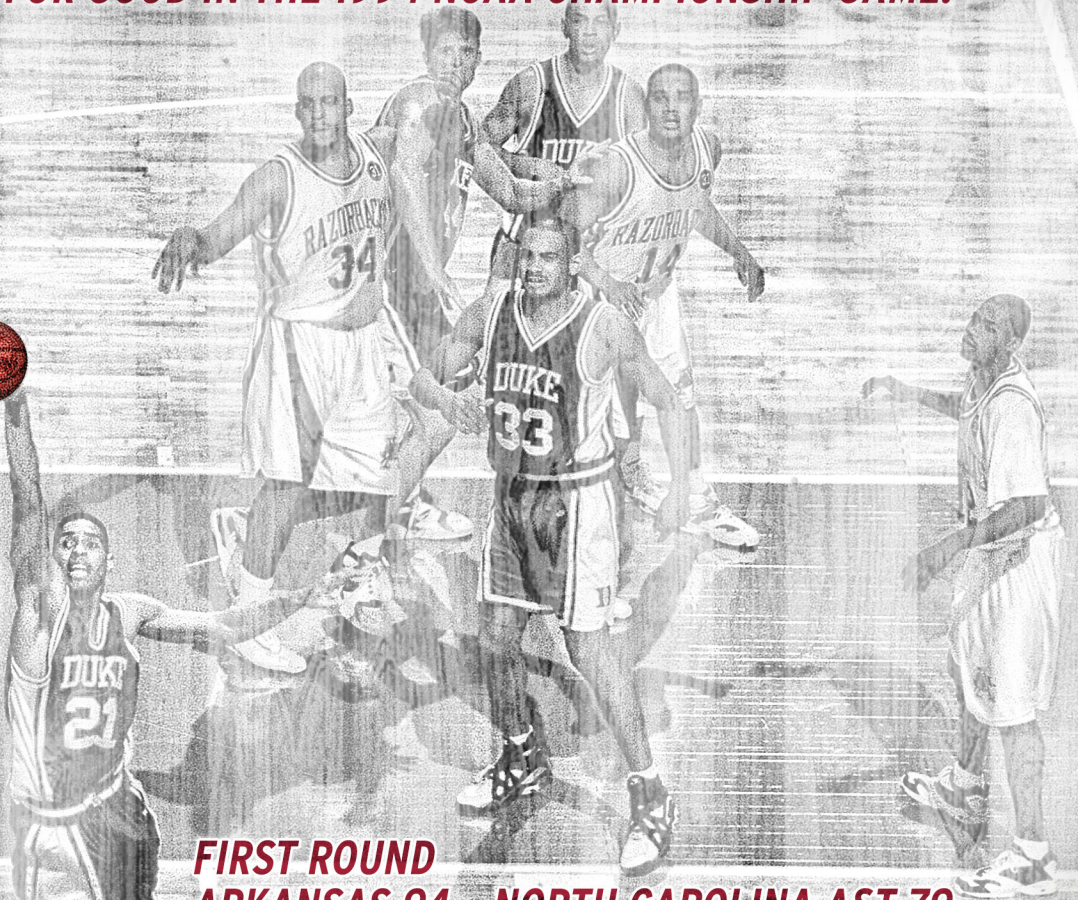




**ARKANSAS' BASKETBALL PROGRAM
HAS BEEN FEATURED ON FIVE
SPORTS ILLUSTRATED COVERS,
INCLUDING ONE SPECIAL EDITION.**

THE SHOT

SCOTTY THURMAN'S THREE-POINTER WITH 51 SECONDS LEFT ON THE CLOCK PUT ARKANSAS AHEAD FOR GOOD IN THE 1994 NCAA CHAMPIONSHIP GAME.



FIRST ROUND

ARKANSAS 94 NORTH CAROLINA A&T 79

SECOND ROUND

ARKANSAS 85 GEORGETOWN 73

SWEET SIXTEEN

ARKANSAS 103 TULSA 84

ELITE EIGHT

ARKANSAS 76 MICHIGAN 68

FINAL FOUR

ARKANSAS 91 ARIZONA 82

CHAMPIONSHIP

ARKANSAS 76 DUKE 72

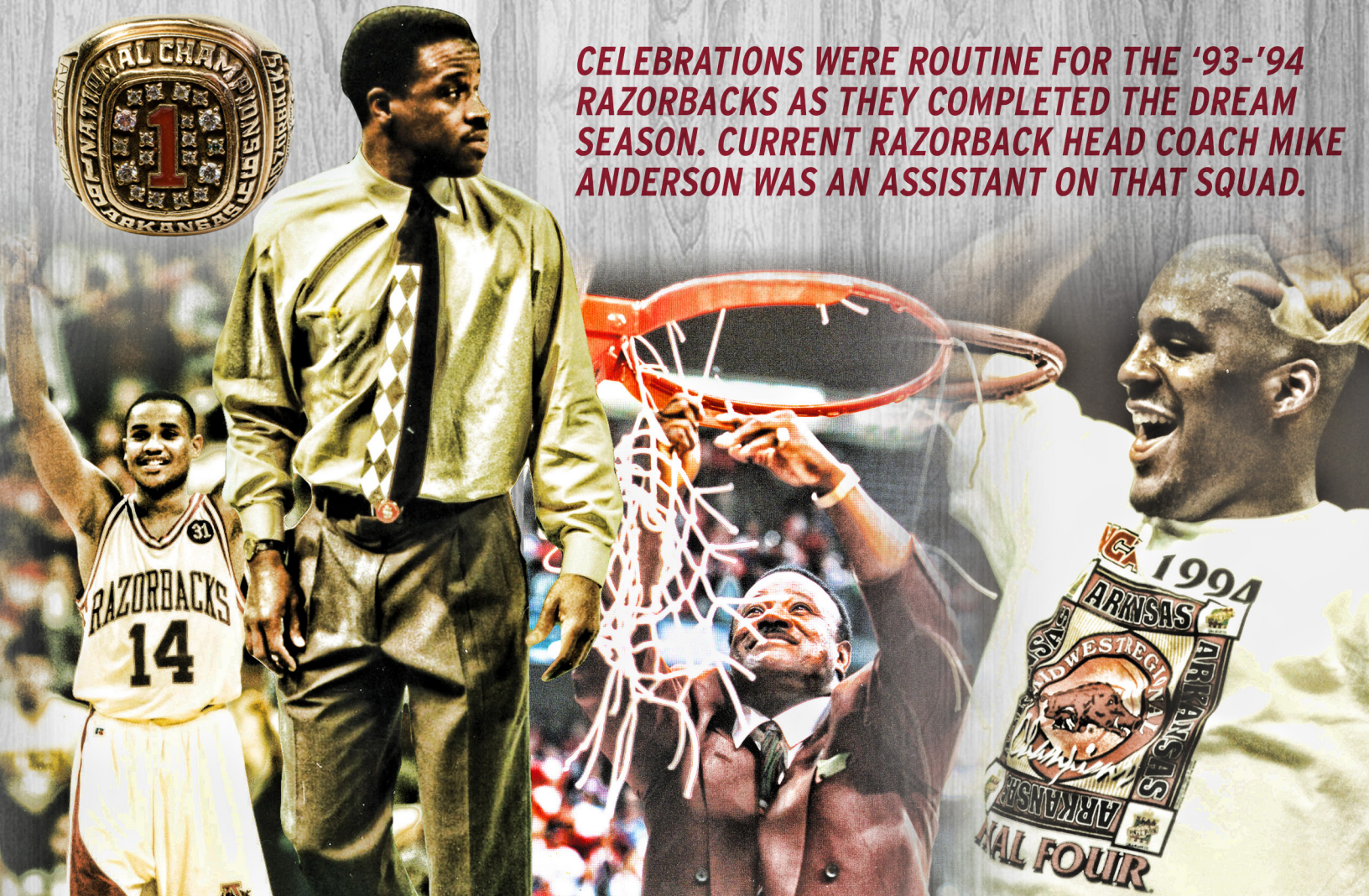


'94 CHAMPS

1993-1994 SEASON



CELEBRATIONS WERE ROUTINE FOR THE '93-'94 RAZORBACKS AS THEY COMPLETED THE DREAM SEASON. CURRENT RAZORBACK HEAD COACH MIKE ANDERSON WAS AN ASSISTANT ON THAT SQUAD.



THE LEAGUE


RAZORBACKS IN THE NBA

31 *NBA DRAFT SELECTIONS*

16 *ALL-STAR GAME APPEARANCES*

12 *NBA FIRST ROUND DRAFT PICKS*


3 *NBA CHAMPIONS*



PRONOGS

JOE JOHNSON

PATRICK BEVERLEY



BOBBY PORTIS
2015 FIRST ROUND PICK



TABLE OF CONTENTS



TABLE OF CONTENTS

Basketball Performance Center 1
 Bud Walton Arena 2-3
 #Fastest40 4-5
 Head Hog 6-7
 Razorback Nation 8-9
 Tradition 10-11
 '94 Champs 12-13
 #ProHogs 14-15
 Table of Contents/Quick Facts 16-17
 Nike Basketball 18

THE #FASTEST40

Roster 20
 TV/Radio Speed Chart 21
 Anthlon Bell 22-23
 Jabril Durham 24-25
 Willy Kouassi 26-27
 Keaton Miles 28-29
 Moses Kinglsey 30-31
 Manuale Watkins 32-33
 Dusty Hannahs 34-35
 Trey Thompson 36-37
 Lorenzo Jenkins 38-39
 Jimmy Whitt 40-41
 Newcomers 42
 Player Game-By-Game Stats 43-49

LEADERSHIP

Mike Anderson 52-56
 Melvin Watkins 57
 TJ Cleveland 58
 Matt Zimmerman 59
 Jeff Daniels 60
 Scotty Thurman 61
 Lee Mayberry 62
 Will Bartlett/Adam Petway 63
 Terry Mercer/Amanda Creamer/Support Staff 64

2014-15 YEAR-IN-REVIEW

Thanks for the Memories 66
 Bobby Portis by the Numbers 67
 Notes 68-69

Season Results 70
 Lineups & Game Highs 71
 Overall & SEC Statistics 72
 Player Game-By-Game (P-R-A) 73
 Team Game-By-Game Stats 74
 Miscellaneous Team Stats 75
 Box Scores 76-87
 SEC Standings & Awards 88
 SEC Individual Leaders 89-90

HISTORY

Bud Walton Arena/Barnhill Arena 92-95
 Bud Walton Arena Records 96
 History & Memorable Games 97-107
 Honors & Awards 108-111
 All-Time Final Rankings 112-113
 Hall of Fame/Hall of Honor 114
 All-Americans 115-116
 Razorbacks In The NBA 117-118
 Letterwinners 119-120

RECORDS

1,000-Point Scorers 122-126
 Scoring Average Records 127
 Points Records 128
 30-Point Games 129
 Field Goal Records 130-132
 Free Throw Records 133-135
 Rebounding Records 136-137
 Three-Point Field Goal Records 138-140
 Assist Records 141
 Block Records 142
 Steal Records 143
 Class Records 144
 Team Records 145-149
 Year-By-Year Comparison 150-152
 100-Point Games 153
 Miscellaneous Records 154
 Postseason Records 155-156
 All-Time Series Records 157-165
 Year-By-Year Records 166

CREDITS

EDITORIAL

Razorbacks Communications Department

EDITORS

David Beall and Patrick Pierson

ASSISTANT EDITORS

Jon Fagg, Chris Freet, Kevin Trainer, Taylor McGillis, Jeri Thorpe, Bryan Fyalkowski, Brandon Langlois, Katie Beall, Brett Brecheisen, Mary Lynn Gibson, Drew Schlosser

OTHER CONTRIBUTORS

Fayetteville Chamber of Commerce, Southeastern Conference, UA University Relations, Razorback Foundation

DESIGN SERVICES

David Beall, Patrick Pierson, Christine Zambetti

PRINTING

Magna IV Communications, Little Rock, Ark.

PHOTOGRAPHY

Walt Beazley

CONTRIBUTING PHOTOGRAPHY

Gary Arakaki, Andrew D. Bernstein, Jon Biever, Brooklyn Nets, Charlotte Hornets, Chicago Bulls, Roy Cordell, David Coyle, Scott Cunningham, Detroit Pistons, Garrett Ellwood, Tom Eward, Jesse Garrabrant, Hawgs Illustrated, Wesley Hitt, Houston Rockets, Jason Ivester, Milwaukee Bucks, New York Knicks, NBA/Getty Images, NBAE Photos, Phoenix Suns, Portland Trail Blazers, San Antonio Spurs, Bill Smith, Sports Illustrated, Mike Stones, Noren Trotman, Utah Jazz, Rocky Widner, Gary Yandell, David Yerby.

All names, nicknames, logos and other indicia referring to the University of Arkansas are trademarks owned and protected by the university. Any unauthorized use of the university's trademark is prohibited.

Coaching Records 167
 Year-By-Year Results 168-182

UNIVERSITY OF ARKANSAS

Media Information 184-185
 The Southeastern Conference 186
 SEC Tournament 187
 University of Arkansas 188-191
 Interim Chancellor Ferritor 192
 University Leadership 193
 Director of Athletics Jeff Long 194-195
 Senior Staff & Head Coaches 196-197
 Basketball Support Staff 198
 Razorback Foundation, Inc. 199
 SEC Network 200



ABOUT ARKANSAS

Location..... Fayetteville, Ark.
 Enrollment..... 26,300
 Founded..... 1871
 Colors..... Cardinal (PMS 201) and White
 Nickname..... Razorbacks
 Conference..... Southeastern (SEC)
 Arena (Capacity)..... Bud Walton Arena (19,200)

ADMINISTRATION

Interim Chancellor..... Dr. Daniel Ferritor
 System President..... Dr. Donald R. Bobbitt
 Athletic Director..... Jeff Long
 Faculty Representative..... Dr. Sharon Hunt

COMMUNICATIONS

Twitter..... @RazorbackMBB
 Facebook..... /RazorbackMBB
 Instagram..... RazorbackMBB
 Snapchat..... Fastest40
 Associate Director..... David Beall
 Email..... jdb048@uark.edu
 Office Phone..... 479-575-3114
 Cell Phone..... 479-445-5336
 Twitter..... @Beall_sid
 Mailing Address..... Communications
 P.O. Box 7777
 Fayetteville, AR 72702
 Overnight Address..... Communications
 350 N. Razorback Rd
 Fayetteville, AR 72701
 Office Fax..... 479-575-7481
 Athletic Website..... ArkansasRazorbacks.com
 Bud Walton Arena Press Row..... 479-575-6622
 Arkansas Ticket Office..... 479-575-5151

BASKETBALL STAFF

Head Coach..... Mike Anderson (5th Season)
 Alma Mater..... Tulsa, 1982
 Twitter..... @MikeAndersonUA
 Career Record (Years)..... 286-146 (13)
 Record at Arkansas (Years)..... 86-48 (4)
 NCAA Tournament Record (App.)..... 8-7 (7)
 Postseason NIT Record (App.)..... 3-2 (2)
 Associate Head Coach..... Melvin Watkins (5th Year)
 Assistant Coach..... Matt Zimmerman (5th Year)
 Assistant Coach..... T.J. Cleveland (5th Year)
 Dir. of Basketball Operations..... Jeff Daniels (5th Year)
 Executive Assistant..... Terry Mercer
 Executive Assistant..... Andrea Creamer
 Basketball Office Phone..... 479-575-6389
 Basketball Office Fax..... 479-575-6525

TEAM CAPSULE

2014-15 Overall Record..... 27-9
 2014-15 SEC Record (Finish)..... 13-5 (2nd)
 Postseason..... NCAA, Third Round
 Home Record..... 17-2
 Road Record..... 7-5
 Neutral..... 3-2
 Longest 2014-15 Winning Streak..... 7
 Last 5 Games..... 3-2
 Letterwinners Returning/Lost..... 7/6
 Starters Returning/Lost..... 1/4

HISTORY

First Year..... 1923-24
 All-Time Record (Years)..... 1,605-901 (92)
 Overall Conference Championships..... 24
 (2 SEC, 22 Southwest Conference)
 SEC Record (Years)..... 204-186 (24)
 SEC Overall Championships..... 2
 (1992, 1994)
 SEC Division Championships..... 4
 (1992, 1993, 1994, 1995)
 SEC Tournament Record (App.)..... 22-23 (24)
 SEC Tournament Championships..... 1 (2000)
 NCAA Tournament Bids..... 31*
 NCAA Tournament Record (App.)..... 41-30 (30)
 National Championships..... 1 (1994)
 National Runner-Up..... 1 (1995)
 NCAA Final Fours..... 6 (1941, 1945, 1978, 1990, 1994, 1995)

NCAA Elite Eight..... 6 (1978, 1979, 1990, 1994, 1995)
 NCAA Sweet Sixteen..... 10
 (1978, 1979, 1981, 1983, 1990, 1991, 1993, 1994, 1995, 1996)
 NIT Record (App.)..... 5-4 (3)

* - Arkansas also received a bid in 1944 but was unable to participate due to a car accident. Total number of appearances is 30.

ALL-TIME HONORS

All-America Selections..... 27
 All-Conference Selections (First Team)..... 96
 All-SEC First Team..... 12
 All-SWC First Team..... 84
 All-Tournament Selections..... 38
 All-SEC Tournament..... 13
 All-SWC Tournament..... 25



RAZORBACK BASKETBALL

THE #FASTEST40

LEADERSHIP

YEAR IN REVIEW

HISTORY

RECORDS

THE UNIVERSITY



**HYPER
DUNK**
QUICK.
CREATIVE.
VERSATILE.



// THE #FASTEST40 //



Back Row, Left-Right: Moses Kingsley, Trey Thompson, Willy Kouassi, Keaton Miles, Lorenzo Jenkins
Front Row, Left-Right: Dusty Hannahs, Jimmy Whitt, Anthlon Bell, Jabril Durham, Manuale Watkins

2015-16 ARKANSAS MEN'S BASKETBALL ROSTER

No.	Name	Pos.	Ht.	Wt.	Yr.	Hometown/Previous School
1	Trey Thompson	F	6-9	260	So.	Madison, Ark./Forrest City HS
2	Jake Mosiman	G	6-0	185	Jr.	Lawrence, Kan./Lawrence HS
3	Dusty Hannahs	G	6-2	203	R-Jr.	Little Rock, Ark./Pulaski Academy/Texas Tech
4	Jabril Durham	G	6-1	185	Sr.	DeSoto, Texas/DeSoto HS/Seminole State College
5	Anthlon Bell	G	6-3	185	Sr.	Memphis, Tenn./Bartlett HS
12	DaShaun Stark	G	6-5	185	Jr.	Springdale, Ark./Springdale HS/ Drury University
15	Lorenzo Jenkins	G	6-7	210	Fr.	Naples, Fla./First Baptist Academy
21	Manuale Watkins	G	6-3	205	Jr.	Fayetteville, Ark./Fayetteville HS
24	Jimmy Whitt	G	6-4	173	Fr.	Columbia, Mo./Hickman HS
33	Moses Kingsley	F	6-10	230	Jr.	Abuja, Nigeria/Huntington Prep (W. Va.)
50	Willy Kouassi	C	6-10	230	R-Sr.	Abidjan, Ivory Coast/Central Park Christian/Kennesaw State
55	Keaton Miles	F	6-7	212	R-Sr.	Dallas, Texas/Dallas Lincoln HS/West Virginia


Basketball Staff

Head Coach	Mike Anderson (5th Year, Tulsa '82)
Associate Head Coach	Melvin Watkins (5th Year, Charlotte '77)
Assistant Coach	TJ Cleveland (5th Year, Arkansas '02)
Assistant Coach	Matt Zimmerman (5th Year, Arkansas '90)
Director of Basketball Operations	Jeff Daniels (5th Year, Montevallo '82)
Director of S-A Development	Scotty Thurman (6th Year, Philander-Smith '03)
Video Coordinator	Will Bartlett (5th Year, Missouri '09)
Special Asst. to the Head Coach	Lee Mayberry (2nd Year, Arkansas '15)
Graduate Assistant Coach	Kikko Haydar (1st Year, Arkansas '14)
Graduate Assistant Coach	Ryne Colvin (2nd Year, Arkansas '14)
Athletic Trainer	Dave England (33rd Year, Arkansas '80)
Strength & Conditioning Coach	Adam Petway (2nd Year, USSA '13)


TV & RADIO SPEED CHART



TREY THOMPSON
@T_Top24
6-9 • 260 • So. • F
Madison, Ark.



JAKE MOSIMAN
6-0 • 185 • Jr. • G
Lawrence, Kan.



DUSTY HANNAHS
@D_Hannahs
6-2 • 203 • R-Jr. • G
Little Rock, Ark.



JABRIL DURHAM
@Humble_Hog4
6-1 • 185 • Sr. • G
DeSoto, Texas




ANTHLON BELL
@_AntHill
6-3 • 185 • Sr. • G
Memphis, Tenn.



DASHAUN STARK
@DrStark_12
6-5 • 185 • Jr. • G
Springdale, Ark.



LORENZO JENKINS
@Kingdoobie15
6-7 • 210 • Fr. • G
Naples, Fla.



MANUALE WATKINS
@Manuale Watkins
6-3 • 205 • Jr. • G
Fayetteville, Ark.



JIMMY WHITT
@JimmyWhitt33
6-4 • 173 • Fr. • G
Columbia, Mo.



MOSES KINGSLEY
@KingMoses_
6-10 • 230 • Jr. • F
Abuja, Nigeria



WILLY KOUASSI
@WillyOfficial50
6-10 • 230 • Sr. • C
Abidjan, Ivory Coast



KEATON MILES
@KeatonMiles
6-7 • 212 • R-Sr. • F
Dallas, Texas



MIKE ANDERSON
@MikeAndersonUA
Head Coach
5th Season

RAZORBACK BASKETBALL

THE #FASTEST40

LEADERSHIP

YEAR IN REVIEW

HISTORY

RECORDS

THE UNIVERSITY



Anthlon Bell
Bevo
#5

Anthlon Bell's Career Statistics

Year	GP	GS	Min	Avg	FG	FGA	Pct	3FG	3FGA	Pct	FT	FTA	Pct	Off	Def	Tot	Avg	PF	FO	Ast	TO	Blk	Stl	Pts	Avg
2012-13	29	0	268	9.2	43	131	.328	33	104	.317	9	11	.818	4	20	24	0.8	20	0	9	8	3	4	128	4.4
2013-14	32	14	515	16.1	84	222	.378	50	151	.331	12	15	.800	14	26	40	1.3	44	0	23	21	2	11	230	7.2
2014-15	36	16	660	18.3	95	257	.370	65	185	.351	29	41	.707	12	30	42	1.2	62	0	50	32	4	21	284	7.9
TOTAL	97	30	1443	14.9	222	610	.364	148	440	.336	50	67	.746	30	76	106	1.1	126	0	82	61	9	36	642	6.6



// ANTHLON 5 BELL //

Guard // 6-3 // 185 // Senior
 Memphis, Tenn. // Bartlett HS



RAZORBACK BASKETBALL

THE #FASTEST40

LEADERSHIP

YEAR IN REVIEW

HISTORY

RECORDS

THE UNIVERSITY

As a Junior (2014-15)

Paced the Razorbacks in three-pointers made for the third consecutive season, with a career-best 65 treys ... became the fourth player in program history to lead Arkansas in three-pointers in each of his first three seasons ... played in all 36 games during the year and started 16 contests, averaging 7.9 points per game to rank fourth on the team ... scored a season-best 20 points twice, against Alabama State (Nov. 16) and Iona (Nov. 30) ... scored in double figures 13 times, with seven of those coming in league play ... led the team with the fewest number of turnovers (32) among players averaging 11 or more minutes per game ... tallied 17 points on 5-of-8 shooting from long range against South Carolina (March 5), which was his highest point total in SEC play ... knocked down a season-best five three-pointers twice, against Iona (Nov. 30) and South Carolina (March 5) ... recorded three or more three-pointers in 11 games ... played a season-high 28 minutes against Ole Miss (Jan. 17) ... shot 37 percent (95-257) from the field, 35 percent (65-185) from behind the arc and 70 percent (29-41) from the free throw line.

As a Sophomore (2013-14)

Led Arkansas in three-pointers for the second straight year with 50 ... averaged 7.2 points over 32 games, including 14 starts ... led the team in scoring four times (4-0), including three times over the final eight games en route to averaging 11.0 points over that span (93 points in 141 minutes) ... set a new career-high three times over the final eight contests ... reached double figures eight times with a pair of 20-point outings ... scored a team season-high and career-best 28 points in the NIT first round win over Indiana State (March 18), hitting 11-of-13 from the field and 6-of-8 from three point range with a career-high six rebounds ... went for double-digits in a half six times, highlighted by 18 in the opening 20 minutes against Indiana State ... knocked down a three-pointer in 21 of 32 games, including three or more seven times ... shot 33 percent (50-151) from beyond the arc and 38 percent (84-222) from the floor ... added 1.3 rebounds and 23 assists ... opened the season with 18 points on 5-of-6 from three against SIU Edwardsville (Nov. 8) ... scored double figures in three of the first four contests, ending with 16 points against California (Nov. 25) at the EA SPORTS Maui Invitational ... came off the bench for a team-high 19 points in 17 turnover-free minutes at Mississippi State (Feb. 22) ... followed with 10 points in the team's first win at Kentucky (Feb. 27) since 1994 ... hit 7-of-10 from beyond the arc en route to 23 points in just 12 minutes during a 110-80 win over Ole Miss (March 5) in the home regular season finale ... seven three-pointers equaled the third-most by a Razorback in an SEC game ... scored 51 points over his final 43 minutes played at Bud Walton Arena.

As a Freshman (2012-13)

Averaged 4.4 points per game on the strength of a team-best 33 three-pointers ... saw action in 29 games, playing 9.2 minutes per night ... reached double figures five times ... shot 32 percent (33-104) from three ... hit a three-pointer in 15 contests, making multiple threes eight times ... made 14 threes over the final seven games, reaching double-digits three times, while averaging 7.7 points over that span ... averaged a point every 2.1 minutes played ... set season-highs of 17 points and five three-pointers (5-7) in just 15 minutes of action against Georgia (Feb. 21) ... 17 points against Georgia were a team-high ... scored 16 points, including 10 in the first half, on 6-of-12 from the field against Longwood (Nov. 18) ... went for 12 points on 4-of-6 from three in 12 minutes against Delaware State (Jan. 5) ... knocked down 4-of-10 attempts from three at Florida (Feb. 23), finishing with 14 points ... scored 10 points in regular season finale against Texas A&M (March 9).

High School

All-time leading scorer at Bartlett High School with over 2,000 points ... third-ranked player in the state of Tennessee in the class of 2012, with an ESPN.com scout grade of 88 ... named a top 25 shooter in the class of 2012 by ESPN.com ... averaged 25 points per game as a senior and never averaged less than 18 points in a season ... named to the All-State first team as a senior, while leading Bartlett HS to a regional championship ... two-time Best of the Preps and All-Region first team selection ... four-time All-District honoree, including three stints on the first team ... played for Memphis YOMCA on the AAU circuit.

Personal

Born on December 20, 1993 ... son of Anthlon and Sheresa Bell ... has an older brother, Chris, and three young brothers; Aaron, Adrian and Alijah ... majoring in recreation and sport management.

GAME-BY-GAME STATS ON PAGE 43



J. Durham
#4



Jabril Durham's Career Statistics

Year	GP	GS	Min	Avg	FG	FGA	Pct	3FG	3FGA	Pct	FT	FTA	Pct	Off	Def	Tot	Avg	PF	FO	Ast	TO	Blk	Stl	Pts	Avg
2014-15	36	9	359	10.0	20	66	.303	15	42	.357	11	14	.786	8	19	27	0.8	39	0	52	27	0	10	66	1.8
TOTAL	36	9	359	10.0	20	66	.303	15	42	.357	11	14	.786	8	19	27	0.8	39	0	52	27	0	10	66	1.8



// JABRIL 4 DURHAM //

Guard // 6-1 // 185 // Senior
DeSota, Texas // DeSota HS // Seminole St.



RAZORBACK BASKETBALL

THE #FASTEST40

LEADERSHIP

YEAR IN REVIEW

HISTORY

RECORDS

THE UNIVERSITY

As a Junior (2014-15)

Played in all 36 games and started nine contests, averaging 10 minutes per game ... scored a season-best nine points against Dayton (Dec. 13), going 3-for-3 from behind the arc ... recorded six assists in back-to-back games to open the year against Alabama State (Nov. 16) and Wake Forest (Nov. 19) ... pulled down a season-high five rebounds against Wake Forest (Nov. 19) ... scored in 18-of-36 games, including both NCAA Tournament games against Wofford (March 19) and North Carolina (March 21) ... shot 30 percent (20-66) from the field, 35 percent (15-42) from long range and 78 percent (11-14) from the charity stripe.

As a Sophomore at Seminole State College (2013-14)

Only player in NJCAA Division I to finish in the top 20 nationally in scoring (16th) and assists (9th) ... named to the NJCAA Region 2 first team ... led the team with 21.2 points, 6.7 assists, 5.5 rebounds and 2.5 steals per game ... reached double figures in all 30 games, highlighted by 16 performances of 20-plus points and three of 30 or more ... posted nine double-doubles with six coming in the point-assist variety and three via points and rebounds ... shot 50 percent (204-407) from the field, 74 percent (187-252) at the free throw line and 44 percent (41-93) from beyond the arc ... nearly had a quadruple-double in the season opener with 15 points, 10 assists and 10 steals ... had a hand in a minimum of 41 percent (1,040 points) of the team's scoring without figuring in assists on three-pointers.

As a Freshman at Lubbock Christian (2012-13)

Averaged 11.1 points, 5.7 rebounds and a team-best 4.8 assists, while making 26 starts ... ranked 13th in NAIA Division I in assists per game and 20th in total helpers with 139 ... also added a team-high 41 steals ... reached double figures 18 times with a pair of double-doubles.

High School

Helped lead DeSoto HS to the Class 5A Region II finals each of his last two years ... named the District 11-5A Defensive Player of the Year following senior season.

Personal

Born on January 23, 1994 ... son of James and Monique Durham ... has a younger brother, Isiah, and a younger sister, Nadia ... majoring in public health.

GAME-BY-GAME STATS ON PAGE 44



Willy (R)
#50



Willy Kouassi's Career Statistics

Year	GP	GS	Min	Avg	FG	FGA	Pct	3FG	3FGA	Pct	FT	FTA	Pct	Off	Def	Tot	Avg	PF	FO	Ast	TO	Blk	Stl	Pts	Avg
2011-12 [^]	25	0	254	10.2	16	33	.485	0	0	.000	8	15	.533	21	44	65	2.6	34	0	1	12	16	3	40	1.6
2013-14 [*]	31	21	546	17.6	57	106	.538	0	0	.000	29	63	.460	47	84	131	4.2	87	4	9	39	35	4	143	4.6
2014-15 [*]	27	25	521	19.3	50	107	.467	0	0	.000	23	54	.426	38	97	135	5.0	79	4	3	41	36	2	123	4.6
TOTAL	83	46	1321	15.9	123	246	.500	0	0	.000	60	132	.454	106	225	331	3.9	200	8	13	92	87	9	306	3.6

[^] - at Auburn | ^{*} - at Kennesaw State



// WILLY 50 KOUASSI //

Center // 6-10 // 230 // R-Senior
Abidjan, Ivory Coast // Kennesaw State



RAZORBACK BASKETBALL

THE #FASTEST40

LEADERSHIP

YEAR IN REVIEW

HISTORY

RECORDS

THE UNIVERSITY

As a Redshirt-Junior at Kennesaw State (2014-15)

Played in 27 games with 25 starts ... averaged 4.6 points and five rebounds per contest ... led the team with 36 blocks ... finished second on the team with 135 rebounds ... scored a career-high 12 points against North Florida (Jan. 29) ... pulled down a season-high 10 rebounds against Stetson (Jan. 22) ... shot 46 percent from the field.

As a Redshirt-Sophomore at Kennesaw State (2013-14)

Saw action in all 31 games with 21 starts ... averaged 4.6 points and 4.2 rebounds per contests ... led the team in blocks with 35 to rank in the top five of the Atlantic Sun ... shot 53 percent from the field to lead the team, going 57-for-106 from the floor ... pulled down 131 rebounds and scored 143 points ... scored a season-high 15 points against USC Upstate (Jan. 31) and FGCU (Jan. 25) ... blocked four shots against Stetson (Jan. 23) and Jacksonville (Feb. 27) ... recorded his first career double-double against USC Upstate (Jan. 31), scoring 15 points with 11 rebounds.

As a Sophomore (2012-13)

Sat out the season due to NCAA four-year transfer rules.

As a Freshman at Auburn (2011-12)

Came off the bench to appear in 25 games as a freshman ... averaged 10.2 minutes per game ... contributed 1.6 points, 2.6 rebounds and 0.6 blocks a contest ... went 16-for-33 (48.5 percent) from the field and scored 40 points ... collected a career-high seven rebounds and five blocked shots in 19 minutes of action against Nicholls State (Nov. 25) ... played a season-high 23 minutes against Arkansas-Pine Bluff (Nov. 28) and scored a career-high seven points on 3-of-4 shooting ... recorded a career-high tying seven rebounds in 17 minutes against LSU (March 3).

High School

Played at Central Park Christian Academy in Birmingham, Alabama ... averaged 14 points and 15 rebounds, 3.5 blocks in leading team to its second straight National Association of Christian Athletes (NACA) National Championship in 2011 ... earned NACA All-American honors as a senior ... ranked 66th nationally by Rivals.com and the seventh best center in the country ... rated 90th nationally by ESPN.com ... contributed 12 points and 10 rebounds as a junior while leading Central Park Christian Academy to 2010 NACA National Championship ... a two-time NACA All-Tournament selection.

Personal

Born Dec. 29, 1991 in Dimbokro, Ivory Coast ... a native of Abidjan, Ivory Coast ... completed his undergraduate degree from Kennesaw State University ... currently pursuing a master's in operations management.

GAME-BY-GAME STATS ON PAGE 45



Keaton Miles' Career Statistics

Year	GP	GS	Min	Avg	FG	FGA	Pct	3FG	3FGA	Pct	FT	FTA	Pct	Off	Def	Tot	Avg	PF	FO	Ast	TO	Blk	Stl	Pts	Avg
2011-12 [^]	32	30	419	31.1	18	58	.310	0	7	.000	10	21	.476	30	31	61	1.9	59	2	37	18	12	12	46	1.4
2012-13 [^]	29	2	333	11.5	23	55	.418	6	19	.316	24	32	.750	17	32	49	1.7	51	1	23	8	16	16	76	2.6
2014-15	16	0	48	3.0	3	9	.333	0	1	.000	0	2	.000	2	4	6	0.4	20	0	1	2	0	1	6	0.4
TOTAL	16	0	48	3.0	3	9	.333	0	1	.000	0	2	.000	2	4	6	0.4	20	0	1	2	0	1	6	0.4

[^] - At West Virginia



// KEATON 55 MILES //

Forward // 6-7 // 212 // R-Senior
Dallas, Texas // West Virginia



RAZORBACK BASKETBALL

THE #FASTEST40

LEADERSHIP

YEAR IN REVIEW

HISTORY

RECORDS

THE UNIVERSITY

As a Redshirt-Junior (2014-15)

Played in 16 games, scoring six points and pulling down six rebounds ... played a season-high eight minutes against Wake Forest (Nov. 19) ... pulled down a season-high four rebounds against Delaware State (Nov. 21).

As a Junior (2013-14)

Sat out due to NCAA four-year transfer rules.

As a Sophomore at West Virginia (2012-13)

Averaged 2.6 points and 1.7 rebounds over 29 games played ... reached double figures twice ... shot 42 percent (23-55) from the floor and 75 percent (24-32) from the free throw line ... finished with 16 blocks and 16 steals ... had multiple steals in four contests and multiple blocks in three games ... had 11 steals in the opening six games ... was able to grab an offensive rebound in 12-of-29 games ... came off the bench for season-highs of 11 points, four steals and two blocks in a win over VMI (Nov. 28) ... made first start of the season against No. 3 Michigan (Dec. 12) at the Barclays Center ... started again four days later, going for 10 points on a perfect 4-for-4 from the field, including a pair of three-pointers, with four rebounds and two blocks in a win over Oakland (Dec. 19).

As a Freshman at West Virginia (2011-12)

Started 30 games for a squad that earned an at-large berth into the NCAA Tournament in its final season in the BIG EAST ... averaged 1.4 points and 1.9 rebounds over 13.1 minutes per contest ... started the first 25 games ... ranked fifth on the team with 30 offensive rebounds, grabbing at least one in 18 games ... passed out 37 assists with a +2.0 assists-turnover ratio ... added 12 blocks and 12 steals ... opened collegiate career with a career-high five steals in a win over Oral Roberts (Nov. 11) ... grabbed four offensive rebounds in a double-overtime victory against Kansas State (Dec. 8) ... went for six points, a season-high seven assists and four rebounds in a 24-point win over Rutgers (Jan. 14) ... finished with five points, a season-best seven rebounds and two blocks in a win over DePaul (Feb. 28) in the regular season home finale ... earned a spot on the BIG EAST Academic Honor Roll.

High School

Earned All-State honors in his final season at storied Dallas Lincoln High School under head coach Leonard Bishop ... a four-star recruit with an ESPN.com scout grade of 90 ... averaged 18 points and 13 rebounds en route to leading Dallas Lincoln to a 29-4 record and the state quarterfinals ... earned MVP honors of the 2011 Ball Is Life All-American game held at Cal State Fullerton and at the Texas vs. Dallas All-Star game following his senior campaign ... also posted a double-double average of 13.5 points and 12 rebounds as a junior ... played with the Dallas Mustangs on the AAU circuit.

Personal

Born July 29, 1992 ... son of Steve and Kim Miles ... has younger sister, Kyjai, and a younger brother, Kortrijk ... Majoring in agriculture business.

GAME-BY-GAME STATS ON PAGE 46



Moses Kingsley

#33



Moses Kingsley's Career Statistics

Year	GP	GS	Min	Avg	FG	FGA	Pct	3FG	3FGA	Pct	FT	FTA	Pct	Off	Def	Tot	Avg	PF	FO	Ast	TO	Blk	Stl	Pts	Avg
2013-14	32	0	368	11.5	43	81	.531	1	2	.500	41	63	.651	39	63	102	3.2	41	0	7	14	49	14	128	4.0
2014-15	36	4	391	10.9	49	101	.485	0	0	.000	33	53	.623	45	45	90	2.5	56	0	11	23	38	15	131	3.6
TOTAL	68	4	759	11.2	92	182	.505	1	2	.500	74	116	.638	84	108	192	2.8	97	0	18	37	87	29	259	3.8



// MOSES 33 KINGSLEY //

Forward // 6-10 // 230 // Junior
Abuja, Nigera // Huntington Prep (W.Va.)



RAZORBACK BASKETBALL

THE #FASTEST40

As a Sophomore (2014-15)

Played in all 36 games with four starts ... averaged 3.6 points and 2.5 rebounds per game ... finished second on the team with 38 blocks on the year ... had three or more blocks in five games, including a season-high five blocks at Mississippi State (Feb. 21) ... registered a block in 22-of-36 games played ... reached double figures twice, scoring 10 points against Wake Forest (Nov. 19) and Utah Valley (Jan. 3) ... pulled down a season-high eight rebounds and played a season-high 21 minutes against North Texas (Nov. 28) ... shot 48 percent from the field and 62 percent from the free throw line ... member of the SEC Community Service team ... named to the SEC Winter Academic Honor Roll.

As a Freshman (2013-14)

Averaged 4.0 points and 3.2 rebounds over 32 games played ... finished second on the team with 49 rejections and seventh in the SEC at 1.5 per game ... averaged a block every 7.5 minutes on the floor ... turned away at least one shot in 25 of 32 games, including 13 multi-block performances ... led the team in rebounding four times, highlighted by first career double-double vs. UT Martin (Dec. 19) that included season-highs of 12 points and 12 rebounds ... fourth on the team with 39 offensive caroms despite playing the 11th-most minutes (11.5) ... both double figure scoring games came in non-conference play against UT Martin and High Point (Dec. 28) ... came off the bench for nine points and seven rebounds vs. Gonzaga at the EA SPORTS Maui Invitational ... blocked a season-best five shots vs. Savannah State (Dec. 12), while adding seven boards ... led the team on the glass against Ole Miss (March 5) with eight boards in 14 minutes of work ... had seven points and four blocks against South Carolina (March 13) at the SEC Tournament.

High School

Ranked as a top 50 recruit in the 2013 class by 247Sports.com, Scout.com (No. 40) and ESPN.com (No. 43) ... rated as high as No. 30 by 247Sports.com ... top-ranked player in the state of Mississippi in 2013 with an ESPN.com scout grade of 88 ... attended Huntington Prep in West Virginia for senior year in 2012-13, averaging 8.3 points, 8.4 rebounds and 4.1 blocks per game ... played alongside Kansas signee and top-ranked recruit Andrew Wiggins ... led Huntington Prep with 130 blocks, turning away five or more shots in 14 games ... posted six double-doubles and scored 20-plus points twice ... reached double figures 11 times ... had season-highs of 26 points and 15 rebounds against Arlington Country Day HS of Jacksonville ... led the Arkansas Wings Elite to the AAU National Championship in the summer of 2012, playing alongside Bobby Portis and Manuele Watkins.

Personal

Born on November 16, 1994 ... son of Moses and Gladys Okonkwo ... born in Enugu, Nigeria ... moved to Mississippi in the 10th grade ... has three brothers: Eric, Emmanuel and Levi ... also has two sisters: Salome and Faith ... Majoring in recreation and sport management.

GAME-BY-GAME STATS ON PAGE 47

LEADERSHIP

YEAR IN REVIEW

HISTORY

RECORDS

THE UNIVERSITY



Manuale Watkins #21



Manuale Watkins' Career Statistics

Year	GP	GS	Min	Avg	FG	FGA	Pct	3FG	3FGA	Pct	FT	FTA	Pct	Off	Def	Tot	Avg	PF	FO	Ast	TO	Blk	Stl	Pts	Avg
2013-14	8	0	27	3.4	2	3	.667	0	0	.000	1	2	.500	1	3	4	0.5	2	0	1	2	0	3	5	0.6
2014-15	36	0	502	13.9	38	68	.559	0	7	.000	17	24	.708	17	56	73	2.0	54	0	39	28	0	37	93	2.6
TOTAL	44	0	529	12.0	40	71	.563	0	7	.000	18	26	.692	18	59	77	1.8	56	0	40	30	0	40	98	2.2



// MANUALE 21 WATKINS //

Guard // 6-3 // 205 // Junior
Fayetteville, Ark. // Fayetteville HS



RAZORBACK BASKETBALL

THE #FASTEST40

LEADERSHIP

YEAR IN REVIEW

HISTORY

RECORDS

THE UNIVERSITY

As a Sophomore (2014-15)

Played in all 36 games, averaging 13.9 minutes and 2.6 points per contest ... shot 55 percent from the field to lead the team ... scored a season-high eight points in the season opener against Alabama State (Nov. 16) and at Ole Miss (Feb. 14) ... hit the game-winning shot with 6.4 seconds left at Ole Miss (Feb. 14), going 4-for-4 from the field in the contest ... had a season-best four steals, six rebounds and five assists at Iowa State (Dec. 4) in the Big 12/SEC Challenge ... played a season-high 27 minutes at Tennessee (Jan. 13) ... had multiple steals in eight games and multiple assists 11 different times ... finished second on the team with 37 steals ... shot 70 percent from the free throw line ... averaged two rebounds per game and committed only 28 turnovers in over 500 minutes of action ... named to the SEC Winter Academic Honor Roll.

As a Freshman (2013-14)

Saw time in eight games ... had five points and four rebounds on the year ... averaged a steal every nine minutes on the floor ... had a steal in three games ... hit 2-of-3 from the field and 1-of-2 at the free throw line ... registered first collegiate points against Southeastern Louisiana (Dec. 3).

High School

Led Fayetteville High School to the 7A state championship game as a senior ... averaged 15 points and six rebounds per game ... named to the All-Arkansas Boys Basketball first team ... helped lead Arkansas Wings Elite to the AAU National Championship in the summer of 2012, playing alongside Bobby Portis and Moses Kingsley.

Personal

Born on October 24, 1994 ... son of Melvin and Burrell Watkins ... father is the Associate Head Coach on the Arkansas staff ... born in Charlotte, N.C. ... has an older sister, Keia, and an older brother, Marcus ... his brother played basketball at Missouri ... Majoring in supply chain management.

GAME-BY-GAME STATS ON PAGE 48



Dusty Hannahs #3



Dusty Hannahs' Career Statistics

Year	GP	GS	Min	Avg	FG	FGA	Pct	3FG	3FGA	Pct	FT	FTA	Pct	Off	Def	Tot	Avg	PF	FO	Ast	TO	Blk	Stl	Pts	Avg
2012-13 [^]	30	17	669	22.3	69	179	.385	43	119	.361	19	25	.760	5	29	34	1.1	56	0	10	27	1	14	200	6.7
2013-14 [^]	32	9	705	22.0	73	193	.378	41	111	.369	60	65	.923	14	30	44	1.4	53	0	40	26	1	14	247	7.7
TOTAL	62	26	1374	22.1	142	372	.381	84	230	.365	79	90	.877	19	59	78	1.2	109	0	50	53	2	28	447	7.2

[^] - at Texas Tech



// DUSTY 3 HANNAHS //

Guard // 6-2 // 203 // R-Junior
Little Rock, Ark. // Texas Tech



RAZORBACK BASKETBALL

THE #FASTEST40

LEADERSHIP

YEAR IN REVIEW

HISTORY

RECORDS

THE UNIVERSITY

Summer of 2015

Played with USA East Coast basketball, traveling to France to compete against teams from Europe and Africa ... averaged 13 points per game during the overseas tour ... scored a trip-high 18 points against the Chinese National Team ... posted a 17-point performance in 22 minutes of action against the Paris AMW All-Star Team ... added 15 points, four assists and two steals against the Nigerian National Team.

As a Junior (2014-15)

Sat out the season due to NCAA four-year transfer rules.

Summer of 2014

Played with USA East Coast in the 2014 Four Nations Cup ... averaged 11.3 points over four games as USA East Coast finished second in the Tallinn Cup with a record of 2-1 and 2-2 for the trip ... tied for the team lead with 16 points in the trip-opening win against Tallinna Kalev ... followed with 16 points on 4-of-6 from three against the Australian National Team.

As a Sophomore at Texas Tech (2013-14)

Averaged 7.7 points over 32 games, including nine starts ... led the team in three-pointers for the second straight year at a 37 percent clip (41-111) ... knocked down a three in 22-of-31 games, highlighted by a perfect 7-for-7 night at West Virginia (Jan. 22) en route to a career-high 25 points along with a career-best six assists ... made multiple three-pointers 10 times ... reached double figures 11 times, leading the team in scoring twice ... averaged 15 points in the opening week of Big 12 action off the bench against Iowa State (Jan. 4) and West Virginia (Jan. 6) ... went for 16 points on 3-of-7 from three against Iowa State and 14 points vs. West Virginia ... went a combined 9-of-16 from three in two games against West Virginia, averaging 19.5 points ... reached double figures in eight of the first 13 Big 12 contests, making just one start over that span ... named to the Big 12 Commissioner's Honor Roll both semesters.

As a Freshman at Texas Tech (2012-13)

Made 17 starts as a rookie ... averaged 6.9 points, while leading the team with 46 three-pointers ... shot 37 percent from beyond the arc ... made a trifecta in 25 of 31 games played, including multiple 12 times ... reached double figures on seven occasions, scoring a season-high 21 points on 4-of-8 from three against North Carolina A&T (Nov. 28) ... shot 81 percent (25-31) from the free throw line and 39 percent (72-183) from the field ... averaged 8.4 points as a starter with five of his seven double figure scoring games coming in those starts ... second on the team in minutes played in Big 12 contests ... closed out the season with 15 points on 3-of-4 from three and 6-of-6 from the charity stripe against Kansas (March 14) at the Big 12 Tournament ... averaged 8.9 points over the last 10 games ... named to the Big 12 Academic All-Rookie team and Big 12 Commissioner's Honor Roll both semesters.

High School

Named the 2011-12 Arvest Arkansas High School Player of the Year by the Downtown Tip-Off Club ... two-time All-State honoree ... three-time 4A-7 All-District choice, highlighted by being named the MVP in 2012 ... led Pulaski Academy to the Arkansas Class 4A State championship game as a senior, going for 42 points ... scored 40 points three times as a senior, averaging 20 points per game ... led the Bruins to a 22-4 record, a district title, and the Elite Eight of the Arkansas Class 4A playoff as a junior, averaging 26.2 points ... played AAU for Wings Elite.

Personal

Born on Sept. 2, 1993 ... son of Lynette and Gerald Hannahs ... has two siblings, Madison and Blake ... father played baseball at Arkansas and in the MLB with the Montreal Expos and Los Angeles Dodgers ... majoring in supply chain management.

GAME-BY-GAME STATS ON PAGE 49



Trey Thompson's Career Statistics

Year	GP	GS	Min	Avg	FG	FGA	Pct	3FG	3FGA	Pct	FT	FTA	Pct	Off	Def	Tot	Avg	PF	FO	Ast	TO	Blk	Stl	Pts	Avg
2014-15	14	0	33	2.4	1	5	.200	0	0	.000	3	3	1.000	3	3	6	0.4	3	0	1	4	1	1	5	0.4
TOTAL	14	0	33	2.4	1	5	.200	0	0	.000	3	3	1.000	3	3	6	0.4	3	0	1	4	1	1	5	0.4



// TREY 1 THOMPSON //

**Forward // 6-9 // 260 // Sophomore
Madison, Ark. // Forrest City HS**



RAZORBACK BASKETBALL

THE #FASTEST40

LEADERSHIP

YEAR IN REVIEW

HISTORY

RECORDS

THE UNIVERSITY

As a Freshman (2014-15)

Played in 14 games as a true freshman ... had five points and six rebounds on the year ... played a season-high six minutes two times, against Wake Forest (Nov. 14) and Utah Valley (Jan. 3) ... scored his first collegiate points against Utah Valley (Jan. 3), going 1-for-2 from the field and 1-for-1 from the free throw line for three points.

High School

Second-ranked player in the state of Arkansas for the class of 2014 by every recruiting outlet ... earned an ESPN.com scout grade of 79 as the 31st-ranked power forward ... ranked No. 246 overall by 247 Sports ... three-time Arkansas Democrat-Gazette honoree, highlighted by a first team selection as a senior ... led Forrest City HS to a 24-4 record and a Class 5A state championship as a senior, the school's first state championship ... named MVP of the state tournament ... averaged 17 points and 10 rebounds as a senior ... played in the inaugural Mike Conley Jr. All-Star Challenge in Little Rock with former Razorback Nick Babb ... participated in the Adidas Nations Camp prior to his senior year ... as a junior, he averaged 18 points, 11 rebounds and four blocks ... played on the AAU circuit with the Arkansas Hawks.

Personal

Born on October 30, 1995 ... son of Kim Henderson and Felix Thompson ... has an older sister, Keyma, and a younger sister, Alexis ... has a younger brother, Jarvis ... mom played college basketball at Philander-Smith ... majoring in recreation and sports management.

GAME-BY-GAME STATS ON PAGE 44





// LORENZO 15 JENKINS //

**Guard // 6-7 // 210 // Freshman
Naples, Fla. // First Baptist Academy**



High School

Helped lead First Baptist Academy in Naples, Florida to three straight district championships ... named the Florida Class 3A District 18 Player of the Year in 2014-15 ... advanced to the Class 3A Regional Final in 2015, scoring 23 points in the double overtime game ... averaged 14.3 points per game 6.6 rebounds per contest during his senior year ... ended his prep career with 1,720 points and 612 rebounds ... named to the Naples Daily News All-Area Team and the Class 3A All-State Team following his senior year.

Personal

Born on March 7, 1997 ... son of Lorenzo and Barbara Jenkins ... has one brother, Lee ... undecided on major.

RAZORBACK BASKETBALL

THE #FASTEST40

LEADERSHIP

YEAR IN REVIEW

HISTORY

RECORDS

THE UNIVERSITY





// JIMMY 24 WHITT //

Guard // 6-4 // 173 // Freshman
Columbia, Mo. // Hickman HS



RAZORBACK BASKETBALL

THE #FASTEST40

LEADERSHIP

YEAR IN REVIEW

HISTORY

RECORDS

THE UNIVERSITY

High School

Attended Hickman High School in Columbia, Missouri ... a consensus top-80 player in the class of 2015 ... participated in the USA Basketball Men's Junior National Team mini-camp as a junior and was nominated to play in the 2015 McDonald's All-American game ... attended the NBPA Top 100 Camp ... named All-State during his final three seasons ... finished as a No. 55 overall prospect and 4-star recruit by Rivals.com ... ranked No. 66 overall, 20th at his position and No. 1 in the state of Missouri by 247Sports.com ... ranked 72nd overall, 21st at his position and a 4-star recruit by Scout.com ... ranked No. 77 overall by ESPN.com, including No. 11 at his position and No. 1 in the state of Missouri ... scored 825 points during his senior year, averaging 30.6 per game ... shot 54-percent from the field, averaged 2.9 assists per game, 7.9 rebounds per contest and 3.6 steals per game during his senior campaign ... ended his prep career with a school record 2,411 points and 399 steals.

Personal

Born on January 9, 1997 ... son of James and Annelle Whitt ... has five siblings, Marcus, Jason, Michelle, Cherrie and Terosie ... majoring in business marketing.



\\ JAKE 2 MOSIMAN //

Guard \\ 6-0 \\ 185 \\ Junior
Lawrence, Kan. \\ Lawrence HS

High School

Graduated from Lawrence High School in 2013 ... coached by Mike Lewis ... earned Journal World All-Area First Team recognition ... earned a spot on the honor roll.

Personal

Son of Brett Mosiman and Kris Devlin ... majoring in Sport Management.



\\ DASHAUN 12 STARK //

Guard \\ 6-5 \\ 185 \\ Junior
Springdale, Ark. \\ Springdale HS

At Drury (2013-15)

Played two seasons for the Panthers, appearing in 52 total games in two years, including 16 starts as a sophomore ... totaled 100 points, 83 rebounds and 56 assists as a sophomore ... third on the team that season in assists ... second on the team with an 80-percent mark from the foul line ... boasts career-highs of 12 points, seven rebounds (2x), four three-pointers made and five assists.

High School

Graduated from Springdale High School in 2013 ... coached by Brad Stamps ... averaged 13.6 points, 7.4 rebounds and 4.4 assists per game for the Bulldogs ... earned All-Conference and All-State recognition after an 18-10 senior campaign and a 12th-place finish at state ... had games of 26 points (2x), 12 assists and 14 rebounds ... was an All-State, 7A-West All-Conference and KURM Dream Team selection ... in the Springdale Hall of Fame ... earned high honors and was on student council in high school ... graduate of the engineering academy.

Personal

Son of Eric and Kellee Wilson ... majoring in Biology (Pre-Med).



#5 \ ANTHLON BELL \ SR. GAME-BY-GAME STATS



2012-13 (Freshman)

Opponent	Min	FG-A	3-A	FT-A	Reb	PF	A	TO	Blk	Stl	Pts
Sam Houston St.	10	1-3	0-2	0-0	1	0	0	0	0	0	2
Longwood	17	6-12	3-7	1-2	3	2	0	0	0	1	16
Florida A&M	15	1-8	1-3	0-0	3	0	0	2	0	0	3
vs. Arizona St.	9	0-4	0-4	2-2	1	2	0	0	0	0	2
vs. Wisconsin	10	1-3	1-2	0-0	0	2	0	1	0	0	3
Syracuse	9	1-4	1-4	2-2	1	0	0	0	0	0	5
Oklahoma	8	1-5	1-4	0-0	1	0	0	1	0	0	3
at Michigan	3	0-0	0-0	0-0	0	0	0	1	0	0	0
Alcorn St.	13	2-7	1-5	0-0	2	1	2	0	0	0	5
Robert Morris	3	0-1	0-1	0-0	1	0	0	0	0	0	0
Alabama A&M	10	2-4	1-3	0-0	1	2	1	0	1	0	5
Northwestern St.	4	0-2	0-2	0-0	0	1	0	1	0	0	0
Delaware St.	14	4-6	4-6	0-0	0	0	1	0	0	1	12
at Texas A&M	10	3-7	3-6	0-0	1	0	0	0	0	0	9
Vanderbilt	11	0-5	0-5	0-0	0	0	0	0	0	0	0
Auburn	DNP	--	--	--	--	--	--	--	--	--	--
at Ole Miss	1	0-1	0-1	0-0	0	1	0	0	0	0	0
Mississippi St.	8	3-5	3-5	0-0	0	1	1	1	0	0	9
at South Carolina	12	0-4	0-4	0-0	0	0	1	0	0	0	0
at Alabama	3	0-1	0-1	0-0	0	1	0	0	0	0	0
Tennessee	5	0-2	0-1	0-0	1	0	0	0	0	0	0
Florida	1	0-0	0-0	0-0	0	0	0	0	0	0	0
at Vanderbilt	DNP	--	--	--	--	--	--	--	--	--	--
at Auburn	2	0-1	0-1	0-0	1	0	0	0	0	0	0
Missouri	DNP	--	--	--	--	--	--	--	--	--	--
Georgia	15	6-10	5-8	0-0	3	2	0	0	1	0	17
at Florida	21	5-13	4-10	0-0	2	0	0	0	0	2	14
at LSU	3	0-1	0-1	0-0	0	0	0	0	0	0	0
Kentucky	11	1-7	1-6	0-0	0	2	0	0	0	0	3
at Missouri	8	0-4	0-4	2-3	1	1	0	0	0	0	2
Texas A&M	16	3-7	2-5	2-2	0	1	3	0	0	0	10
vs. Vanderbilt	16	3-4	2-3	0-0	1	1	0	1	1	0	8
Totals	268	43-131	33-104	9-11	24	20	9	8	3	4	128

2013-14 (Sophomore)

Opponent	Min	FG-A	3-A	FT-A	Reb	PF	A	TO	Blk	Stl	Pts
SIU-Edwardsville*	22	6-9	5-6	1-2	0	2	1	2	0	0	18
Louisiana*	21	4-9	0-4	0-0	0	1	1	0	0	0	8
SMU*	25	4-9	3-7	0-0	1	1	0	0	0	1	11
vs. California	26	6-13	4-10	0-0	4	3	3	2	0	0	16
vs. Minnesota*	26	2-8	2-6	2-2	1	1	3	3	0	2	8
vs. Gonzaga*	28	2-10	2-9	0-0	3	4	1	1	0	1	6
SE Louisiana	17	1-3	0-1	0-0	3	2	0	1	0	0	2
Clemson	22	1-6	1-5	0-0	1	1	2	0	0	0	3
Savannah St.*	15	1-6	0-4	1-2	0	1	0	2	0	2	3
UT Martin*	16	4-7	1-4	0-0	0	2	2	0	0	0	9
vs. South Alabama*	14	0-4	0-3	0-0	1	1	0	1	0	1	0
High Point	15	3-7	2-5	3-3	0	1	2	0	0	0	11
UTSA	12	3-9	2-6	0-0	1	1	0	1	0	1	8
at Texas A&M	21	3-8	1-5	1-1	1	0	1	0	0	0	8
Florida	12	1-5	1-3	2-2	1	3	0	0	0	0	5
Kentucky	5	1-2	0-0	0-0	1	2	0	0	0	1	2
at Georgia	15	1-7	1-5	0-0	0	3	0	1	0	0	3
at Tennessee*	19	1-6	1-5	0-0	0	3	3	0	0	0	3
Auburn*	12	3-6	3-5	0-0	2	3	0	2	0	0	9
Missouri*	9	1-5	0-4	0-0	0	1	1	0	0	0	2
at LSU*	11	1-6	0-4	0-0	1	0	0	0	0	0	2
Alabama	4	0-2	0-2	0-0	1	0	0	0	0	0	0
at Vanderbilt	DNP	--	--	--	--	--	--	--	--	--	--
at Missouri	2	0-1	0-1	0-0	0	0	1	0	0	0	0
LSU	DNP	--	--	--	--	--	--	--	--	--	--
South Carolina	5	0-2	0-2	0-0	0	0	0	0	0	0	0
at Mississippi St.	17	8-15	3-8	0-0	1	1	0	0	0	0	19
at Kentucky	25	4-8	2-4	0-0	3	4	0	1	0	0	10
Georgia	11	1-5	1-4	2-2	1	0	1	0	0	1	5
Ole Miss	12	8-11	7-10	0-0	1	0	0	0	0	1	23
at Alabama	10	0-5	0-3	0-0	1	0	0	1	1	0	0
vs. South Carolina	10	2-5	1-2	0-0	1	1	0	1	0	0	5
Indiana St.*	31	11-13	6-8	0-1	6	1	0	1	0	0	28
at California*	25	1-10	1-6	0-0	4	1	1	1	1	0	3
Totals	515	84-222	50-151	12-15	40	44	23	21	2	11	230

2014-15 (Junior)

Opponent	Min	FG-A	3-A	FT-A	Reb	PF	A	TO	Blk	Stl	Pts
Alabama State	22	7-8	4-4	2-2	0	1	3	1	0	2	20
Wake Forest	16	1-3	1-3	0-0	0	3	0	1	0	0	3
Delaware State	16	5-9	4-6	0-1	2	2	1	1	0	0	14
at SMU	26	3-9	1-5	0-0	1	1	1	1	0	1	7
North Texas	26	5-13	4-11	1-1	2	1	2	0	0	0	15
Iona	25	6-14	5-10	3-3	2	3	0	1	0	1	20
at Iowa State	23	2-10	0-6	0-0	1	3	1	2	0	0	4
at Clemson	30	3-6	2-5	0-0	1	0	1	1	0	0	8
Dayton	21	1-4	1-2	1-2	4	3	3	1	0	0	4
Southeast Missouri	16	4-8	3-6	1-2	2	0	2	1	0	0	12
Milwaukee	20	2-7	2-5	2-2	3	2	2	0	0	1	8
Northwestern State	25	3-10	2-7	1-2	1	3	2	1	1	1	9
Utah Valley	20	1-6	0-5	0-0	4	2	3	1	0	0	2
at Georgia	12	2-7	1-4	0-0	0	1	0	0	0	0	5
Vanderbilt	19	2-6	1-4	2-2	1	1	1	1	0	0	7
at Tennessee	19	3-7	2-5	0-0	2	4	2	2	0	1	8
Ole Miss	28	3-9	2-7	2-3	3	4	3	1	0	2	10
Alabama	15	2-8	0-6	0-0	0	3	0	1	0	1	4
at Missouri	20	2-7	1-3	3-5	2	3	1	0	0	0	8
Tennessee	15	2-8	0-4	0-0	2	0	3	0	0	0	4
at Florida	8	0-4	0-2	0-0	0	1	2	0	0	0	0
South Carolina	21	2-6	0-2	2-2	1	2	2	1	0	0	6
Mississippi State	21	4-9	4-8	0-0	1	0	2	1	0	1	12
at Auburn	13	4-7	4-7	4-5	2	0	1	1	0	0	16
at Ole Miss	5	0-2	0-2	0-0	0	1	0	1	0	0	0
Missouri	14	2-6	2-4	2-4	1	1	2	0	0	1	8
at Mississippi State	13	0-2	0-2	0-0	0	2	1	1	1	0	0
Texas A&M	19	5-8	4-7	0-2	1	2	3	0	0	1	14
at Kentucky	9	0-5	0-4	0-0	0	3	0	1	0	0	0
at South Carolina	22	6-10	5-8	0-0	2	3	1	2	1	0	17
LSU	23	4-12	4-11	0-0	1	0	1	2	0	2	12
vs Tennessee	16	1-5	1-5	3-3	0	2	2	1	0	3	6
vs Georgia	18	4-9	2-6	0-0	0	1	0	0	0	2	10
vs Kentucky	8	0-2	0-1	0-0	0	0	0	0	0	0	0
vs Wofford	14	0-3	0-2	0-0	0	1	1	0	0	1	0
vs North Carolina	22	4-8	3-6	0-0	0	3	1	4	1	0	11
Totals	660	95-257	65-185	29-41	42	62	50	32	4	21	284

RAZORBACK BASKETBALL

THE #FASTEST40

LEADERSHIP

YEAR IN REVIEW

HISTORY

RECORDS

THE UNIVERSITY



#FASTEST40

#4 \\\ JABRIL DURHAM \\\ SR. GAME-BY-GAME STATS



2014-15 (Junior)

Opponent	Min	FG-A	3-A	FT-A	Reb	PF	A	TO	Blk	Stl	Pts
Alabama State	21	1-3	0-1	2-2	1	1	6	1	0	1	4
Wake Forest	16	1-3	1-2	3-4	5	2	6	2	0	1	6
Delaware State	9	0-3	0-1	0-0	1	2	2	2	0	1	0
at SMU	9	0-1	0-1	0-0	1	1	1	1	0	0	0
North Texas	11	2-5	1-2	0-0	1	2	1	0	0	0	5
Iona	3	0-0	0-0	0-2	0	0	0	0	0	0	0
at Iowa State	6	0-1	0-1	0-0	1	0	3	0	0	0	0
at Clemson	9	1-1	0-0	0-0	0	3	0	1	0	0	2
Dayton	25	3-5	3-3	0-0	2	1	2	2	0	0	9
Southeast Missouri	20	0-1	0-1	0-0	1	0	4	0	0	0	0
Milwaukee	14	1-2	1-2	0-0	4	3	2	0	0	0	3
Northwestern St.	16	1-6	1-5	0-0	0	1	3	0	0	0	3
Utah Valley	16	0-1	0-1	4-4	1	0	1	0	0	1	4
at Georgia	16	1-2	1-1	0-0	0	1	2	0	0	0	3
Vanderbilt	22	1-2	0-1	0-0	2	1	1	3	0	1	2
at Tennessee	14	0-0	0-0	0-0	0	1	3	2	0	1	0
Ole Miss	10	0-0	0-0	0-0	0	1	2	0	0	0	0
Alabama	5	1-3	0-2	0-0	1	1	0	1	0	0	2
at Missouri	4	1-1	1-1	0-0	0	1	0	0	0	0	3
Tennessee	8	0-0	0-0	0-0	1	0	3	3	0	0	0
at Florida	10	0-1	0-0	0-0	2	0	0	0	0	0	0
South Carolina	4	0-2	0-0	0-0	0	1	0	0	0	0	0
Mississippi State	7	0-2	0-1	0-0	0	3	0	2	0	2	0
at Auburn	15	1-4	1-2	0-0	0	2	2	0	0	0	3
at Ole Miss	10	1-3	1-2	0-0	1	1	1	2	0	0	3
Missouri	6	0-2	0-1	0-0	1	3	0	0	0	1	0
at Mississippi State	3	0-0	0-0	0-0	0	0	0	2	0	0	0
Texas A&M	7	1-3	1-3	0-0	0	0	0	0	0	1	3
at Kentucky	3	0-0	0-0	0-0	0	1	0	0	0	0	0
at South Carolina	4	0-0	0-0	0-0	0	1	1	1	0	0	0
LSU	6	0-1	0-1	0-0	0	0	0	0	0	0	0
vs Tennessee	1	0-0	0-0	0-0	0	1	0	0	0	0	0
vs Georgia	4	0-0	0-0	0-0	1	1	1	0	0	0	0
vs Kentucky	2	1-2	1-2	0-0	0	0	0	0	0	0	3
vs Wofford	7	1-2	1-1	0-0	0	0	2	1	0	0	3
vs North Carolina	16	1-4	1-4	2-2	0	3	3	1	0	0	5
Totals	359	20-66	15-42	11-14	27	39	52	27	0	10	66

#1 \\\ TREY THOMPSON \\\ SO. GAME-BY-GAME STATS



2014-15 (Freshman)

Opponent	Min	FG-A	3-A	FT-A	Reb	PF	A	TO	Blk	Stl	Pts
Alabama State	DNP	--	--	--	--	--	--	--	--	--	--
Wake Forest	6	0-2	0-0	0-0	1	1	0	1	0	0	0
Delaware State	5	0-1	0-0	0-0	1	0	1	0	0	0	0
at SMU	DNP	--	--	--	--	--	--	--	--	--	--
North Texas	1	0-0	0-0	0-0	1	0	0	0	0	0	0
Iona	DNP	--	--	--	--	--	--	--	--	--	--
at Iowa State	DNP	--	--	--	--	--	--	--	--	--	--
at Clemson	DNP	--	--	--	--	--	--	--	--	--	--
Dayton	0	0-0	0-0	0-0	0	0	0	0	0	0	0
Southeast Missouri	3	0-0	0-0	0-0	1	1	0	0	0	0	0
Milwaukee	3	0-0	0-0	0-0	1	0	0	0	0	0	0
Northwestern St.	DNP	--	--	--	--	--	--	--	--	--	--
Utah Valley	6	1-2	0-0	1-1	0	0	0	1	0	0	3
at Georgia	DNP	--	--	--	--	--	--	--	--	--	--
Vanderbilt	DNP	--	--	--	--	--	--	--	--	--	--
at Tennessee	DNP	--	--	--	--	--	--	--	--	--	--
Ole Miss	DNP	--	--	--	--	--	--	--	--	--	--
Alabama	DNP	--	--	--	--	--	--	--	--	--	--
at Missouri	DNP	--	--	--	--	--	--	--	--	--	--
Tennessee	DNP	--	--	--	--	--	--	--	--	--	--
at Florida	DNP	--	--	--	--	--	--	--	--	--	--
South Carolina	3	0-0	0-0	0-0	0	0	0	0	1	0	0
Mississippi State	2	0-0	0-0	2-2	0	0	0	2	0	1	2
at Auburn	1	0-0	0-0	0-0	0	0	0	0	0	0	0
at Ole Miss	DNP	--	--	--	--	--	--	--	--	--	--
Missouri	1	0-0	0-0	0-0	0	1	0	0	0	0	0
at Mississippi State	DNP	--	--	--	--	--	--	--	--	--	--
Texas A&M	DNP	--	--	--	--	--	--	--	--	--	--
at Kentucky	1	0-0	0-0	0-0	0	0	0	0	0	0	0
at South Carolina	1	0-0	0-0	0-0	0	0	0	0	0	0	0
LSU	DNP	--	--	--	--	--	--	--	--	--	--
vs Tennessee	0	0-0	0-0	0-0	0	0	0	0	0	0	0
vs Georgia	DNP	--	--	--	--	--	--	--	--	--	--
vs Kentucky	DNP	--	--	--	--	--	--	--	--	--	--
vs Wofford	DNP	--	--	--	--	--	--	--	--	--	--
vs North Carolina	DNP	--	--	--	--	--	--	--	--	--	--
Totals	33	1-5	0-0	3-3	3	3	1	4	1	1	5



#50 \\\ WILLY KOUASSI \\\ R-SR. GAME-BY-GAME STATS



RAZORBACK BASKETBALL

THE #FASTEST40

LEADERSHIP

YEAR IN REVIEW

HISTORY

RECORDS

THE UNIVERSITY

2013-14 (R-Sophomore at Kennesaw State)

Opponent	Min	FG-A	3-A	FT-A	Reb	PF	A	TO	Blk	Stl	Pts
Youngstown St.	21	2-3	0-0	2-3	5	1	0	0	1	0	6
Eastern Kentucky	16	1-2	0-0	0-0	1	3	0	0	0	0	2
Florida Int.	25	3-5	0-0	3-5	5	1	1	1	3	0	9
Warren Wilson	9	2-2	0-0	1-1	3	1	0	0	0	0	5
at Mississippi State	29	2-2	0-0	2-5	5	5	0	1	0	0	6
at Chattanooga	18	3-7	0-0	0-0	6	3	0	1	1	1	6
IPFW	9	1-2	0-0	0-0	1	4	0	1	0	0	2
Truett-McConnell	17	0-2	0-0	0-1	3	2	0	0	3	1	0
at Cincinnati	16	3-3	0-0	2-3	5	4	1	2	0	0	8
at Kent State	29	1-1	0-0	0-0	6	5	0	2	0	1	2
at Georgia Tech	23	0-3	0-0	0-5	8	4	0	1	3	0	0
at Georgia Southern	10	0-6	0-0	2-2	4	1	1	3	1	0	2
at Indiana	18	2-4	0-0	0-1	4	5	0	0	1	1	4
at North Florida	9	1-3	0-0	0-0	0	4	0	1	0	0	2
at Jacksonville	6	1-1	0-0	0-0	1	2	0	0	0	0	2
ETSU	12	1-2	0-0	0-0	2	0	0	1	0	0	2
USC Upstate	14	0-0	0-0	0-0	6	1	1	2	0	0	0
at Mercer	15	2-3	0-0	2-5	2	4	1	1	2	0	6
at Lipscomb	18	1-1	0-0	4-6	6	4	0	3	1	0	6
at Northern Ky.	12	1-2	0-0	0-0	1	4	0	1	0	0	2
Stetson	18	3-5	0-0	1-2	6	4	0	4	4	0	7
FGCU	27	6-10	0-0	3-6	6	2	2	1	2	0	15
at USC Upstate	30	7-11	0-0	1-5	11	2	1	1	2	0	15
at ETSU	13	2-4	0-0	2-4	3	4	0	0	2	0	6
Mercer	21	1-1	0-0	0-0	4	5	0	2	1	0	2
Northern Kentucky	17	2-3	0-0	0-0	6	0	0	1	1	0	4
Lipscomb	14	1-2	0-0	0-0	3	1	0	2	0	0	2
at Stetson	24	3-6	0-0	2-3	6	3	0	4	1	0	8
at FGCU	19	2-2	0-0	0-0	4	4	1	0	1	0	4
Jacksonville	21	1-4	0-0	1-2	3	2	0	2	4	0	3
North Florida	16	2-4	0-0	1-4	5	2	0	1	1	0	5
Totals	546	57-106	0-0	29-63	131	87	9	39	35	4	143

2014-15 (R-Junior at Kennesaw State)

Opponent	Min	FG-A	3-A	FT-A	Reb	PF	A	TO	Blk	Stl	Pts
at Syracuse	24	2-6	0-0	0-1	7	3	1	2	1	0	4
at California	10	0-0	0-0	0-0	2	5	0	2	2	0	0
at Mercer	25	2-4	0-0	0-0	5	4	0	2	2	1	4
at North Dakota St.	26	5-8	0-0	0-1	5	5	0	4	3	0	10
Alcorn State	19	5-8	0-0	0-4	9	4	0	1	4	0	10
Samford	16	1-2	0-0	2-5	8	4	0	0	2	0	4
UTC	18	0-3	0-0	7-12	9	3	0	2	1	0	7
at Florida Int.	31	2-6	0-0	0-2	6	3	0	2	2	0	4
Kent State	24	2-6	0-0	2-4	7	4	0	3	2	0	6
at Butler	25	0-2	0-0	0-0	2	1	0	0	2	0	0
at Tennessee State	8	0-1	0-0	0-0	4	1	0	2	0	0	0
at USC Upstate	20	1-2	0-0	0-0	4	3	0	1	1	0	2
at Northern Ky.	24	2-5	0-0	1-2	3	3	0	1	0	0	5
Lipscomb	9	2-3	0-0	0-0	1	5	0	0	0	0	4
Stetson	26	2-5	0-0	0-0	10	3	0	0	2	0	4
FGCU	31	2-5	0-0	3-4	8	4	0	2	1	0	7
at North Florida	30	5-11	0-0	2-4	9	2	0	1	0	0	12
at Jacksonville	7	1-2	0-0	0-2	3	1	0	1	0	0	2
Paine College	15	3-3	0-0	0-0	3	5	0	2	2	0	6
USC Upstate	12	1-2	0-0	0-2	1	0	1	2	0	0	2
Jacksonville	16	4-4	0-0	0-2	5	1	0	2	2	0	8
North Florida	17	3-5	0-0	1-2	3	2	0	1	0	1	7
at FGCU	29	2-4	0-0	1-2	7	3	0	2	1	0	5
at Stetson	15	1-1	0-0	2-3	5	3	1	2	1	0	4
Northern Kentucky	23	2-5	0-0	2-2	6	2	0	1	1	0	6
at Lipscomb	10	0-1	0-0	0-0	1	3	0	0	4	0	0
at USC Upstate	11	0-3	0-0	0-0	2	2	0	3	0	0	0
Totals	521	50-107	0-0	23-54	135	79	3	41	36	2	123



#FASTEST40

2011-12 (Freshman at West Virginia)

Opponent	Min	FG-A	3-A	FT-A	Reb	PF	A	TO	Blk	Stl	Pts
Oral Roberts*	21	1-2	0-1	0-0	2	3	1	1	0	5	2
Kent St.*	14	0-4	0-1	0-0	0	2	1	0	0	0	0
Alcorn St.*	18	0-2	0-0	0-1	3	3	1	1	1	0	0
vs. Morehead St.*	15	0-1	0-0	0-0	1	0	1	0	0	1	0
Akron*	19	1-3	0-1	0-1	2	0	0	1	0	0	2
at Mississippi St.*	8	1-1	0-0	0-0	1	2	1	0	0	0	2
vs. Kansas St.*	25	0-5	0-2	0-2	5	5	1	0	1	2	0
Miami*	6	0-1	0-0	0-0	1	1	0	0	1	0	0
Texas A&M CC*	16	2-2	0-0	1-3	1	0	1	1	1	1	5
Tennessee Tech*	16	1-1	0-0	3-3	3	3	3	1	0	0	5
vs. Missouri St.*	14	0-2	0-2	0-0	1	0	0	0	0	1	0
vs. Baylor*	7	0-0	0-0	0-0	0	3	0	0	0	0	0
Villanova*	9	0-1	0-0	0-0	2	2	0	0	0	0	0
at Seton Hall*	17	1-2	0-0	0-1	3	1	0	2	2	0	2
at Rutgers*	5	0-0	0-0	0-0	0	4	0	1	0	0	0
Georgetown*	17	1-3	0-0	0-0	4	3	1	0	1	0	2
at UConn*	6	0-0	0-0	0-0	0	1	1	0	0	0	0
Rutgers*	29	3-4	0-0	0-0	4	1	7	0	0	0	6
vs. Marshall*	14	0-1	0-0	0-0	1	3	1	1	0	0	0
Cincinnati*	12	0-1	0-0	0-0	2	0	5	1	2	1	0
at St. John's*	9	1-3	0-0	0-0	1	1	1	1	0	0	2
at Syracuse*	10	0-1	0-0	0-0	4	2	4	3	0	1	0
Pittsburgh*	11	0-0	0-0	0-0	1	5	1	0	1	0	0
at Providence*	8	0-0	0-0	2-2	1	0	0	0	0	0	2
Notre Dame*	7	0-2	0-1	0-0	1	0	0	0	0	0	0
Louisville	6	1-1	0-0	0-2	1	0	0	0	0	0	2
at Pittsburgh*	9	2-2	0-0	0-0	0	1	0	2	0	0	4
Marquette*	16	1-2	0-0	1-2	5	3	1	2	0	0	3
DePaul*	25	1-3	0-0	3-4	7	2	4	0	2	0	5
at USF*	7	0-2	0-0	0-0	2	2	0	0	0	0	0
vs. UConn*	9	0-4	0-0	0-0	2	2	0	0	0	0	0
vs. Gonzaga	14	1-2	0-0	0-0	0	4	1	0	0	0	2
Totals	419	18-58	0-7	10-21	61	59	37	18	12	12	46

2012-13 (Sophomore at West Virginia)

Opponent	Min	FG-A	3-A	FT-A	Reb	PF	A	TO	Blk	Stl	Pts
at Gonzaga	14	0-4	0-2	2-2	5	2	2	0	1	0	2
vs. Marist	12	3-4	0-0	0-0	1	1	1	0	1	2	6
vs. Davidson	8	0-0	0-0	0-0	0	2	1	1	0	0	0
vs. Oklahoma	23	2-3	1-1	3-4	4	3	1	2	0	3	8
VMI	25	3-4	0-0	5-5	3	3	2	1	2	4	11
vs. Marshall	30	1-4	0-1	4-4	5	1	0	2	1	2	6
Virginia Tech	24	2-6	1-4	0-0	2	1	5	0	1	0	5
at Duquesne	7	0-3	0-1	0-0	3	2	0	0	1	0	0
vs. Michigan*	25	1-2	1-2	1-2	4	5	2	1	1	1	4
Oakland*	22	4-4	2-2	0-0	4	3	1	0	2	1	10
Radford	27	0-1	0-1	1-2	4	2	3	1	1	1	1
Eastern Kentucky	16	3-4	0-1	0-0	3	4	1	0	1	0	6
Oklahoma	1	0-1	0-1	0-0	0	1	0	0	0	0	0
at Texas	5	0-0	0-0	0-0	0	1	0	0	0	0	0
Kansas St.	11	0-1	0-0	0-0	1	1	1	0	0	0	0
at Iowa St.	5	0-1	0-1	0-0	0	0	0	0	0	0	0
at Purdue	5	1-1	0-0	1-2	1	1	0	0	0	0	3
TCU	6	0-1	0-0	0-0	1	0	0	0	0	0	0
at Oklahoma St.	16	0-2	0-0	2-2	4	2	1	0	1	0	2
Kansas	0	0-0	0-0	0-0	0	1	0	0	0	0	0
at Texas Tech	1	0-1	0-0	0-0	0	0	0	0	0	0	0
Texas	12	1-2	0-0	1-2	2	4	0	0	2	1	3
at TCU	10	0-0	0-0	0-0	0	1	1	0	1	0	0
at Baylor	DNP	--	--	--	--	--	--	--	--	--	--
Texas Tech	0	0-0	0-0	0-0	0	0	0	0	0	0	0
at Kansas St.	13	1-2	1-1	3-5	2	4	0	0	0	1	6
Oklahoma St.	2	0-1	0-1	0-0	0	1	0	0	0	0	0
Baylor	DNP	--	--	--	--	--	--	--	--	--	--
at Kansas	DNP	--	--	--	--	--	--	--	--	--	--
at Oklahoma	6	0-1	0-0	0-0	0	1	0	0	0	0	0
Iowa St.	2	0-0	0-0	0-0	0	1	0	0	0	0	0
vs. Texas Tech	5	1-2	0-0	1-2	0	3	1	0	0	0	3
Totals	333	23-55	6-19	24-32	49	51	23	8	16	16	76

#55 \\\ KEATON MILES \\\ R-SR. GAME-BY-GAME STATS



2014-15 (R-Junior)

Opponent	Min	FG-A	3-A	FT-A	Reb	PF	A	TO	Blk	Stl	Pts
Alabama State	3	0-0	0-0	0-0	0	2	0	0	0	0	0
Wake Forest	8	1-2	0-0	0-0	1	3	1	0	0	0	2
Delaware State	6	0-2	0-0	0-0	4	3	0	0	0	1	0
at SMU	1	0-1	0-0	0-0	0	1	0	0	0	0	0
North Texas	5	0-0	0-0	0-0	0	1	0	0	0	0	0
Iona	4	0-0	0-0	0-2	0	0	0	1	0	0	0
at Iowa State	DNP	--	--	--	--	--	--	--	--	--	--
at Clemson	DNP	--	--	--	--	--	--	--	--	--	--
Dayton	1	0-0	0-0	0-0	0	0	0	0	0	0	0
Southeast Missouri	4	0-1	0-1	0-0	0	3	0	0	0	0	0
Milwaukee	4	1-1	0-0	0-0	0	3	0	0	0	0	2
Northwestern State	DNP	--	--	--	--	--	--	--	--	--	--
Utah Valley	DNP	--	--	--	--	--	--	--	--	--	--
at Georgia	DNP	--	--	--	--	--	--	--	--	--	--
Vanderbilt	DNP	--	--	--	--	--	--	--	--	--	--
at Tennessee	DNP	--	--	--	--	--	--	--	--	--	--
Ole Miss	DNP	--	--	--	--	--	--	--	--	--	--
Alabama	DNP	--	--	--	--	--	--	--	--	--	--
at Missouri	DNP	--	--	--	--	--	--	--	--	--	--
Tennessee	DNP	--	--	--	--	--	--	--	--	--	--
at Florida	DNP	--	--	--	--	--	--	--	--	--	--
South Carolina	1	0-0	0-0	0-0	0	0	0	0	1	0	0
Mississippi State	2	0-1	0-0	0-0	0	0	0	0	0	0	0
at Auburn	6	1-1	0-0	0-0	1	3	0	0	0	0	2
at Ole Miss	DNP	--	--	--	--	--	--	--	--	--	--
Missouri	1	0-0	0-0	0-0	0	0	0	0	0	0	0
at Mississippi State	DNP	--	--	--	--	--	--	--	--	--	--
Texas A&M	DNP	--	--	--	--	--	--	--	--	--	--
at Kentucky	1	0-0	0-0	0-0	0	0	0	0	0	0	0
at South Carolina	DNP	--	--	--	--	--	--	--	--	--	--
LSU	DNP	--	--	--	--	--	--	--	--	--	--
vs Tennessee	0	0-0	0-0	0-0	0	0	0	0	0	0	0
vs Georgia	1	0-0	0-0	0-0	0	1	0	0	0	0	0
vs Kentucky	DNP	--	--	--	--	--	--	--	--	--	--
vs Wofford	DNP	--	--	--	--	--	--	--	--	--	--
vs North Carolina	DNP	--	--	--	--	--	--	--	--	--	--
Totals	48	3-9	0-1	0-2	6	20	1	2	0	1	6



#33 \\ MOSES KINGLSEY \\ JR. GAME-BY-GAME STATS



2013-14 (Freshman)

Opponent	Min	FG-A	3-A	FT-A	Reb	PF	A	TO	Blk	Stl	Pts
SIU-Edwardsville	9	1-2	0-0	2-2	1	0	1	1	1	0	4
Louisiana	2	0-0	0-0	0-0	0	0	0	0	0	0	0
SMU	3	0-1	0-0	0-2	2	0	0	1	0	0	0
vs. California	DNP	--	--	--	--	--	--	--	--	--	--
vs. Minnesota	10	3-5	0-0	1-1	4	0	1	0	1	2	7
vs. Gonzaga	10	4-5	0-0	1-2	7	3	1	0	1	0	9
SE Louisiana	16	2-3	0-0	4-6	2	1	0	1	4	1	8
Clemson	11	1-1	0-0	3-4	1	1	0	1	2	1	5
Savannah St.	13	1-3	0-0	2-3	7	3	0	0	5	0	4
UT Martin	20	5-6	0-0	2-3	12	0	0	0	3	0	12
vs. South Alabama	9	1-2	1-1	0-0	2	1	0	0	2	0	3
High Point	19	4-7	0-0	4-5	9	1	0	0	2	0	12
UTSA	15	3-6	0-0	3-3	3	1	0	1	1	1	9
at Texas A&M	9	0-0	0-0	0-2	2	0	0	0	1	1	0
Florida	6	0-1	0-0	0-0	4	1	0	1	0	0	0
Kentucky	13	2-4	0-0	0-0	0	1	1	0	1	0	4
at Georgia	14	0-2	0-0	0-0	5	0	0	1	1	0	0
at Tennessee	12	2-2	0-0	0-2	4	3	0	0	3	2	4
Auburn	13	2-5	0-1	3-4	2	2	1	0	1	0	7
Missouri	9	0-1	0-0	2-4	1	2	0	1	2	1	2
at LSU	19	0-1	0-0	3-4	4	1	0	2	3	1	3
Alabama	11	0-3	0-0	3-4	3	2	0	1	1	0	3
at Vanderbilt	9	1-1	0-0	1-2	4	1	0	0	0	1	3
at Missouri	7	1-1	0-0	0-1	3	3	1	0	0	0	2
LSU	DNP	--	--	--	--	--	--	--	--	--	--
South Carolina	11	2-2	0-0	0-0	5	0	0	0	0	0	4
at Mississippi St.	14	1-2	0-0	0-0	1	2	1	0	1	2	2
at Kentucky	13	1-2	0-0	0-0	0	1	0	1	3	0	2
Georgia	9	1-1	0-0	0-0	0	1	0	0	1	0	2
Ole Miss	14	0-3	0-0	2-2	8	4	0	0	2	1	2
at Alabama	6	0-0	0-0	1-2	0	0	0	1	0	0	1
vs. South Carolina	18	3-4	0-0	1-2	2	0	0	0	4	0	7
Indiana St.	9	0-1	0-0	0-0	1	4	0	1	0	0	0
at California	15	2-4	0-0	3-3	3	2	0	0	2	0	7
Totals	368	43-81	1-2	41-63	102	41	7	14	49	14	128

2014-15 (Sophomore)

Opponent	Min	FG-A	3-A	FT-A	Reb	PF	A	TO	Blk	Stl	Pts
Alabama State	15	1-4	0-0	3-5	4	0	2	0	3	0	5
Wake Forest	15	4-5	0-0	2-6	2	1	1	2	1	2	10
Delaware State	12	2-2	0-0	2-2	4	2	0	1	0	1	6
at SMU	9	2-4	0-0	0-0	4	1	0	0	1	2	4
North Texas	21	2-4	0-0	5-6	8	3	1	1	1	0	9
Iona	12	0-5	0-0	3-4	5	1	1	0	0	0	3
at Iowa State	9	2-3	0-0	1-1	0	0	0	0	0	1	5
at Clemson	10	1-1	0-0	2-2	0	1	0	0	0	1	4
Dayton	11	2-3	0-0	0-0	4	3	0	1	2	0	4
Southeast Missouri	9	2-2	0-0	0-0	2	4	1	1	1	0	4
Milwaukee	15	3-6	0-0	1-2	2	3	0	2	2	1	7
Northwestern State	13	2-5	0-0	0-1	2	1	0	0	1	0	4
Utah Valley	17	4-7	0-0	2-3	5	1	1	3	1	1	10
at Georgia	18	2-5	0-0	0-0	2	3	0	0	1	1	4
Vanderbilt	5	1-2	0-0	0-0	0	2	0	0	0	0	2
at Tennessee	6	0-0	0-0	0-0	1	0	0	0	1	1	0
Ole Miss	10	0-1	0-0	0-0	0	0	0	0	0	0	0
Alabama	10	2-3	0-0	2-4	6	1	1	2	1	0	6
at Missouri	5	0-2	0-0	0-0	0	1	0	1	0	0	0
Tennessee	13	0-0	0-0	2-2	2	1	0	0	2	0	2
at Florida	8	2-2	0-0	0-0	0	1	0	1	0	0	4
South Carolina	11	3-7	0-0	0-1	1	3	0	0	0	0	6
Mississippi State	11	0-3	0-0	0-0	5	1	1	2	3	0	0
at Auburn	8	1-1	0-0	0-0	3	3	0	1	2	0	2
at Ole Miss	8	1-1	0-0	1-2	3	2	0	0	1	0	3
Missouri	13	0-3	0-0	2-2	0	2	1	1	1	1	2
at Mississippi State	12	1-4	0-0	2-5	6	0	0	0	5	0	4
Texas A&M	11	1-1	0-0	0-0	1	1	0	0	3	1	2
at Kentucky	9	0-1	0-0	1-2	2	1	0	1	0	0	1
at South Carolina	9	0-0	0-0	0-0	0	1	1	0	1	1	0
LSU	9	1-2	0-0	0-0	0	1	0	1	1	0	2
vs Tennessee	7	0-1	0-0	0-0	2	2	0	1	0	0	0
vs Georgia	10	1-1	0-0	0-0	4	3	0	0	3	0	2
vs Kentucky	10	3-5	0-0	0-0	3	3	0	0	0	0	6
vs Northford	6	2-3	0-0	0-0	2	1	0	0	0	0	4
vs North Carolina	14	1-2	0-0	2-3	5	2	0	1	0	1	4
Totals	391	49-101	0-0	33-53	90	56	11	23	38	15	131

RAZORBACK BASKETBALL

THE #FASTEST40

LEADERSHIP

YEAR IN REVIEW

HISTORY

RECORDS

THE UNIVERSITY



#21 \\\ MANUALE WATKINS \\\ JR. GAME-BY-GAME STATS



2013-14 (Freshman)

Opponent	Min	FG-A	3-A	FT-A	Reb	PF	A	TO	Blk	Stl	Pts
SIU-Edwardsville	3	0-0	0-0	0-0	0	0	1	0	0	1	0
Louisiana	DNP	--	--	--	--	--	--	--	--	--	--
SMU	DNP	--	--	--	--	--	--	--	--	--	--
vs. California	DNP	--	--	--	--	--	--	--	--	--	--
vs. Minnesota	DNP	--	--	--	--	--	--	--	--	--	--
vs. Gonzaga	DNP	--	--	--	--	--	--	--	--	--	--
SE Louisiana	5	1-1	0-0	0-0	1	0	0	1	0	0	2
Clemson	DNP	--	--	--	--	--	--	--	--	--	--
Savannah St.	DNP	--	--	--	--	--	--	--	--	--	--
UT Martin	2	0-0	0-0	0-0	0	1	0	0	0	1	0
vs. South Alabama	DNP	--	--	--	--	--	--	--	--	--	--
High Point	4	0-0	0-0	0-0	0	1	0	1	0	1	0
UTSA	3	1-1	0-0	0-0	0	0	0	0	0	0	2
at Texas A&M	DNP	--	--	--	--	--	--	--	--	--	--
Florida	DNP	--	--	--	--	--	--	--	--	--	--
Kentucky	DNP	--	--	--	--	--	--	--	--	--	--
at Georgia	DNP	--	--	--	--	--	--	--	--	--	--
at Tennessee	DNP	--	--	--	--	--	--	--	--	--	--
Auburn	DNP	--	--	--	--	--	--	--	--	--	--
Missouri	DNP	--	--	--	--	--	--	--	--	--	--
at LSU	DNP	--	--	--	--	--	--	--	--	--	--
Alabama	DNP	--	--	--	--	--	--	--	--	--	--
at Vanderbilt	DNP	--	--	--	--	--	--	--	--	--	--
at Missouri	DNP	--	--	--	--	--	--	--	--	--	--
LSU	DNP	--	--	--	--	--	--	--	--	--	--
South Carolina	DNP	--	--	--	--	--	--	--	--	--	--
at Mississippi St.	DNP	--	--	--	--	--	--	--	--	--	--
at Kentucky	DNP	--	--	--	--	--	--	--	--	--	--
Georgia	DNP	--	--	--	--	--	--	--	--	--	--
Ole Miss	6	0-1	0-0	0-0	2	0	0	0	0	0	0
at Alabama	DNP	--	--	--	--	--	--	--	--	--	--
vs. South Carolina	DNP	--	--	--	--	--	--	--	--	--	--
Indiana State	2	0-0	0-0	0-0	0	0	0	0	0	0	0
at California	DNP	--	--	--	--	--	--	--	--	--	--
Totals	27	2-3	0-0	1-2	4	2	1	2	0	3	5

2014-15 (Sophomore)

Opponent	Min	FG-A	3-A	FT-A	Reb	PF	A	TO	Blk	Stl	Pts
Alabama State	15	3-3	0-0	2-2	3	2	0	2	0	1	8
Wake Forest	19	0-0	0-0	2-2	4	2	1	0	0	5	2
Delaware State	19	3-4	0-0	0-1	2	2	2	1	0	3	6
at SMU	17	1-1	0-0	3-4	1	2	0	1	0	2	5
North Texas	17	1-3	0-1	2-2	6	2	3	1	0	1	4
Iona	14	3-7	0-2	0-0	4	2	2	0	0	2	6
at Iowa State	21	1-2	0-1	0-2	6	1	5	2	0	4	2
at Clemson	12	1-1	0-0	0-0	2	3	1	1	0	0	2
Dayton	12	0-0	0-0	2-2	0	1	0	1	0	1	2
Southeast Missouri	21	1-3	0-0	0-0	3	3	3	1	0	1	2
Milwaukee	14	1-1	0-0	0-0	0	1	0	1	0	0	2
Northwestern State	12	2-3	0-0	0-1	3	0	1	1	0	1	4
Utah Valley	14	3-5	0-0	0-0	4	2	1	0	0	1	6
at Georgia	22	3-4	0-0	0-0	4	2	1	1	0	0	6
Vanderbilt	16	0-0	0-0	1-2	1	1	0	0	0	2	1
at Tennessee	27	0-1	0-0	3-4	5	0	2	0	0	1	3
Ole Miss	6	0-1	0-0	0-0	1	0	0	3	0	0	0
Alabama	12	0-1	0-1	0-0	0	2	1	0	0	1	0
at Missouri	11	1-1	1-1	0-0	1	0	0	0	0	0	2
Tennessee	12	0-0	0-0	0-0	2	0	3	1	0	1	0
at Florida	11	2-2	0-0	0-0	1	2	1	0	0	1	4
South Carolina	12	2-3	0-0	0-0	5	2	1	0	0	1	4
Mississippi State	15	1-1	0-0	0-0	4	1	1	0	0	0	2
at Auburn	24	1-1	0-0	0-0	1	1	2	2	0	1	2
at Ole Miss	14	4-4	0-0	0-0	1	1	1	1	0	1	8
Missouri	14	1-3	0-0	2-2	3	4	2	0	0	2	4
at Mississippi State	10	0-2	0-0	0-0	0	2	2	1	0	1	0
Texas A&M	12	0-0	0-0	0-0	0	1	3	1	0	2	0
at Kentucky	12	1-2	0-1	0-0	0	1	0	2	0	0	2
at South Carolina	9	1-1	0-0	0-0	1	2	0	1	0	1	2
LSU	6	0-0	0-0	0-0	2	1	0	1	0	0	0
vs Tennessee	8	0-1	0-0	0-0	0	2	0	0	0	0	0
vs Georgia	15	1-3	0-0	0-0	1	1	0	1	0	0	2
vs Kentucky	12	0-1	0-0	0-0	0	2	0	1	0	0	0
vs North Carolina	10	0-2	0-1	0-0	1	1	0	0	0	0	0
vs North Carolina	5	0-1	0-0	0-0	1	2	0	0	0	0	0
Totals	502	38-68	0-7	17-24	73	54	39	28	0	37	93



#3 \\ DUSTY HANNAHS \\ R-JR. GAME-BY-GAME STATS



2012-13 (Freshman at Texas Tech)

Opponent	Min	FG-A	3-A	FT-A	Reb	PF	A	TO	Bk	Stl	Pts
Houston Baptist*	19	3-7	0-3	1-3	1	0	0	1	0	0	7
Northern Arizona*	20	5-9	4-7	0-0	3	1	4	1	0	2	14
at Alabama*	19	2-6	1-5	0-0	1	1	1	1	0	0	5
Texas Southern	25	5-8	3-6	6-6	3	2	2	1	0	1	19
South Dakota St.*	34	1-6	1-2	9-9	2	1	1	1	0	2	12
vs. Pittsburgh	18	1-4	1-2	0-0	0	2	0	2	0	0	3
vs. Houston*	16	1-3	1-2	0-0	1	1	1	1	0	0	3
UTSA*	20	2-8	1-6	1-2	2	0	1	0	0	0	6
at Arizona*	14	0-2	0-1	0-0	0	1	0	1	0	0	0
Central Arkansas*	13	1-3	1-2	2-2	2	2	1	1	0	1	5
LSU	16	2-2	1-1	2-2	1	1	1	1	0	0	7
at Arizona St.	13	1-5	0-3	0-0	0	0	0	0	1	0	2
Mount St. Mary's	16	3-7	1-3	2-2	1	1	2	0	0	0	9
Iowa State	31	6-14	3-7	1-1	2	4	0	2	0	1	16
West Virginia	35	4-9	2-6	4-4	2	3	1	0	0	0	14
at Texas*	33	2-6	2-6	2-2	2	2	2	3	0	0	8
Baylor	18	1-3	0-2	0-0	3	2	2	0	0	1	2
at TCU	22	2-4	2-2	7-7	0	3	1	2	0	0	13
at West Virginia	33	8-9	7-7	2-2	1	3	6	0	0	0	25
Oklahoma	24	3-7	1-3	1-1	3	3	2	1	0	0	8
at Kansas St.	30	5-12	2-5	2-2	0	3	1	1	0	0	14
TCU	28	4-10	1-6	2-3	0	1	0	2	0	2	11
Oklahoma St.	21	1-3	0-1	1-2	0	1	1	1	0	0	3
at Oklahoma	26	2-5	2-4	4-4	1	2	1	0	0	1	10
at Iowa St.	22	0-3	0-2	3-3	2	2	4	1	0	1	3
Kansas	30	3-9	2-5	2-2	4	0	2	1	0	1	10
at Oklahoma St.	17	2-7	1-3	0-0	1	4	1	0	0	0	5
Kansas St.	24	1-4	0-1	2-2	1	2	1	0	0	0	4
at Baylor	16	1-4	0-1	0-0	1	2	0	0	0	0	2
at Kansas	24	1-6	1-4	0-0	1	2	1	0	0	1	3
Texas	10	0-5	0-2	4-4	1	1	0	0	0	0	4
vs. Oklahoma St.	18	0-3	0-1	0-0	2	0	0	1	0	0	0
Totals	705	73-193	41-111	60-65	44	53	40	26	1	14	247

2013-14 (Sophomore at Texas Tech)

Opponent	Min	FG-A	3-A	FT-A	Reb	PF	A	TO	Bk	Stl	Pts
Prairie View A&M	12	2-3	2-2	0-0	1	3	0	0	0	0	6
Nebraska-Omaha	16	2-5	2-5	0-0	1	1	0	2	0	1	6
Grambling St.	18	2-7	1-5	2-2	0	2	1	0	0	1	7
Jackson St.	4	0-0	0-0	0-0	0	0	0	0	0	0	0
Arizona	16	2-4	1-2	0-0	1	0	0	1	0	1	5
Northern Kentucky	8	1-1	0-0	0-0	0	3	0	0	0	0	2
McNeese St.	8	1-3	1-3	0-0	0	1	0	0	0	0	3
Alabama	5	0-2	0-2	0-0	0	1	0	0	0	0	0
Arizona St.*	27	3-8	3-7	0-0	1	1	0	0	0	0	9
North Carolina A&T*	29	7-12	4-8	3-3	4	3	2	0	0	0	21
Florida A&M*	20	2-5	2-4	2-2	1	1	0	1	0	1	8
at TCU*	27	4-6	4-5	0-0	0	2	1	4	0	0	12
Baylor*	30	3-7	1-5	0-0	1	0	1	2	0	2	7
Kansas*	25	1-4	1-3	0-0	1	2	0	0	0	0	3
at Oklahoma*	33	3-9	2-6	0-0	0	3	0	2	0	0	8
at Oklahoma St.*	22	3-8	1-6	2-2	0	3	0	3	0	0	9
Iowa State*	29	2-6	1-3	0-0	4	2	0	0	1	1	5
at Texas*	25	4-11	2-6	0-0	3	2	0	0	0	0	10
West Virginia	13	0-1	0-1	0-0	0	3	0	2	0	2	0
Kansas St.*	20	0-2	0-2	1-2	0	1	0	0	0	0	1
at Baylor	25	1-7	0-3	2-3	1	0	0	2	0	0	4
Oklahoma St.	25	5-8	3-5	1-2	2	3	0	1	0	1	14
at West Virginia*	33	4-11	4-8	0-0	3	3	1	2	0	1	12
Oklahoma*	37	3-9	1-3	2-2	3	2	1	0	0	0	9
at Iowa St.*	19	1-6	1-6	0-0	0	3	0	0	0	1	3
at Kansas St.*	38	5-8	2-4	2-3	4	1	1	0	0	2	14
TCU*	28	2-5	1-2	0-0	0	1	0	3	0	0	5
at Kansas*	31	3-9	1-6	0-0	1	2	1	0	0	0	7
Texas	27	2-8	1-5	2-4	1	4	0	0	0	0	7
vs. West Virginia	19	1-4	1-2	0-0	1	3	1	2	0	0	3
vs. Kansas	25	3-4	3-4	6-6	1	0	1	2	0	3	15
Totals	694	72-183	46-123	25-31	35	56	11	29	1	17	215

RAZORBACK BASKETBALL

THE #FASTEST40

LEADERSHIP

YEAR IN REVIEW

HISTORY

RECORDS

THE UNIVERSITY

NCAA

WELCOME TO T

NCAA

WELCOME TO THE

// LEADERSHIP //

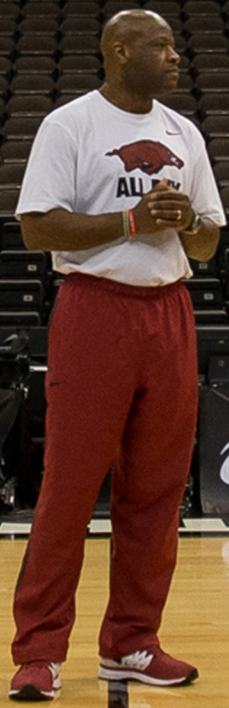


SECOND AND THIRD ROUND
JACKSONVILLE UNIVERSITY



THE 2015 NCAA DIVISION I MEN'S BASKETBALL CHAMPIONSHIP HOSTED BY 

2015 NCAA DIVISION I MEN'S BASKETBALL CHAMPIONSHIP HOSTED BY 



OUNDS
Y, HOST



MEN'S BASKETBALL CHAMPION
JACKSONVILLE

2015



\\ MIKE ANDERSON \\

Head Coach \\ Fifth Season
Twitter \\ @MikeAndersonUA



The Razorback Nation welcomed home one of its own on March 23, 2011, when Mike Anderson was named the 12th head men's basketball coach in Arkansas history. Charged with bringing back the winning tradition that was synonymous with the Razorback program throughout the '80s and '90s, Anderson has helped the Razorbacks improve each year on and off the court as the tradition-rich program grows closer to returning to its glory days.

Fans caught a glimpse of the glory days in 2014-15, as the Razorbacks returned to both the NCAA Tournament and SEC Tournament championship game for the first time since 2008. Highlighted by a victory over Southern Conference champ Wofford in the second of the NCAA Tournament and a program record six SEC road wins, Arkansas produced the sixth-most wins in program history with a 27-9 record. Of course, the up-tempo style of play donned the "Fastest 40 Minutes in Basketball" reached another level, as the Razorbacks led the SEC in five different statistical categories, including scoring (77.4), assists (16.1) and turnover margin (+3.8).

The 2014-15 campaign brought back memories of the 1990s, as Arkansas finished second in the SEC at 13-5 and spent eight weeks ranked in both the Associated Press Top 25 and USA Today Coaches Poll. Anderson's attention to detail in skill development helped sophomore Bobby Portis become just the second Razorback in program history to be named the SEC Player of the Year by both the Associated Press and league head coaches. Portis was the first Razorback to surpass 1,000 points and 500 rebounds as a sophomore and went on to become the 12th player in program history to be selected in the first round of the NBA Draft, when he went 22nd overall to the Chicago Bulls.

A longtime assistant and associate head coach at Arkansas, Anderson spent nine years as a head coach at the University of Alabama-Birmingham and Missouri before returning to the Razorbacks.

One of just nine current Division I head coaches with 10-plus years of experience and no losing seasons, Anderson's 13 years at the helm of a program have resulted in a 286-146 record, nine 20-win campaigns, seven NCAA Tournament appearances, two Sweet Sixteen berths and a run to the 2009 Elite Eight.

Over his first three seasons at Arkansas, Anderson produced a 59-39 record and was the first head coach in program history to win 18 or more games in each of his first three years. Anderson has also re-established Bud Walton Arena as one of the toughest places to play and brought excitement back to the tradition-rich program. Over the last three years, Arkansas has won 67 games (67-8) at Bud Walton Arena, including an arena-record 17 in each of his first three years. The 2012-13 squad posted just the third unbeaten SEC home record (9-0) in program history and the first since 1998. The success on and off the court has translated into fan support as Arkansas returned to the top 25 in national attendance all four years, including No. 11 in 2014-15.

In 2013-14, the Razorbacks returned to the postseason for the first time since 2008, by earning a spot in the NIT. Improving its SEC Tournament seeding by two spots for the second straight year under Anderson, Arkansas finished fifth in the league standings at 10-8, while reaching the 20-win plateau (22-12) for the first time since the aforementioned 2007-08 campaign. Highlighting the 22-win season was the program's first season sweep of SEC rival Kentucky and a 5-1 mark against teams that advanced to the Final Four of the NCAA Tournament and NIT.

The Arkansas faithful saw signs of the Coach Nolan Richardson-era style of play that Anderson teaches as the Razorbacks led the SEC in scoring (80.1), assists (15.3), steals (8.4) and turnover margin (+5.5), figures that all ranked in the top 30 in the nation. Individual development was also critical to Arkansas' improvement in 2013-14 as Bobby Portis became the sixth freshman in program history to earn All-SEC honors as a freshman, snagging a spot on the All-SEC second team, SEC All-Freshman squad and USBWA All-District VII team.

Anderson's ability to change the direction of programs is nothing new. He inherited a program at Missouri that had been sub-.500 for two consecutive years and had the Tigers dancing to the Sweet 16 three years later. He guided Missouri to an overall record of 111-56 (.665) in five years with 13 wins over ranked opponents, four NCAA Tournament victories and a 75-13 mark at home.

Adapting his style of play from his mentor and Hall of Fame coach, Nolan Richardson, Anderson's teams are known for playing "The Fastest 40 Minutes in Basketball." His up-tempo style and tough defense allowed Missouri to make the biggest turnaround in college basketball during the 2008-09 season, when the Tigers went from 16-16 in Anderson's second season to 31-7 a year later. The turnaround of the Missouri program was not lost on the national analysts as he was named the National Association of Basketball Coaches (NABC) National Coach of the Year and the Clair Bee Coach of the Year in 2009 after he led the Tigers to the Big 12 Tournament championship and NCAA Tournament Elite Eight.

Anderson's "The Fastest 40 Minutes in Basketball" has resulted in his team's ranking among the nation's elite in multiple statistical categories, while compiling some staggering numbers that have resulted in opponents fearing the up-tempo style of play. Anderson's clubs have led the nation in steals four times and have been in the top 10 in steals nine of 13 years, while finishing in the top 30 in scoring eight times. Since 2002-03, Anderson's teams have accounted for five of the 28 team totals around the country of 350-plus steals in a season, while he has won the turnover battle in 360 of 432 career games.

The influence of "The Fastest 40 Minutes in Basketball" has been obvious in Anderson's three years back in Fayetteville as the Razorbacks finished in the top 10 in turn-





over margin and top 20 in steals each of the last three seasons. Arkansas Ranked in the top 25 nationally in 10 different categories last year, including turnover margin (8th), total assists (8th), assists per game (11th), free throws made (15th), total steals (17th), scoring offense (18th), free throws attempts (19th), win-lost percentage (21st), offensive rebounds per game (23rd) and assist turnover ratio (25th)

Anderson led Missouri to the NCAA Tournament in each of his final three years with the program. His 2008-09 squad marched all the way to the Elite Eight, defeating nationally ranked Marquette and Memphis, before falling to Connecticut. He returned the Tigers to the postseason in 2009-10, leading Mizzou to the second round of the tournament and completed the trifecta with a second round exit in 2010-11.

Missouri's success was due in large part to Anderson and his coaching staff, who searched for the best talent available to fill the needs of "The Fastest 40 Minutes in Basketball." That search led to back-to-back Big 12 Newcomers of the Year, Missouri's first Big 12 Defensive Player of the Year and Sixth Man of the Year and multiple All-Big 12 honors. Missouri's 2010 recruiting class was the best in the Big 12 and ranked in the top 10 in the nation by every recruiting service.

Anderson's first head coaching stop was at UAB, where in four years he amassed an 89-41 (.685) record with the Blazers. His teams made four consecutive postseason appearances, including three NCAA Tournament runs and his 2003-04 squad went all the way to the Sweet 16, as it defeated No. 2 Kentucky in the second round.

He was named the Ray Meyer Conference USA Coach of the Year in 2004, after leading the Blazers to an overall record of 22-10 and a share of the league's regular season championship. UAB's first round NCAA Tournament victory over Washington was the Blazer's first since the 1986 season and the Sweet 16 run was the first since the 1980-81 season.

While many believed that UAB would be rebuilding following its run to the Sweet 16, Anderson and his coaches went back to work developing talent and recruiting, and produced a 22-11 record the following year. The Blazers advanced to the second round of the NCAA Tournament and defeated SEC Western Division Champion, LSU, in the first round of the Big Dance.

Anderson's success at both UAB and Missouri made him the ideal candidate to fill Arkansas' coaching vacancy when it opened. A 10-day search ended when Vice Chancellor and Director of Athletics Jeff Long made his hiring official on the evening of March 23, 2011.

"We are extremely excited to welcome home Mike Anderson to the University of Arkansas as our new head men's basketball coach," Long said. "Under Mike's leadership, I am confident the Razorbacks will be successful in the future on and off the court. The decision to hire Mike Anderson as head coach is based on my firm belief that he is the right person to lead the Razorback program today and in the years to come."

A part of the history and tradition that is Arkansas basketball, Anderson was a volunteer assistant, assistant coach, recruiting coordinator and assistant head coach



over 17 seasons with the Arkansas basketball program under Richardson. During that run, the Razorbacks made 15 postseason appearances, five Sweet 16's, four Elite Eights, three Final Fours, finished as national runner-up in 1995 and won the 1994 National Championship.

Anderson was a part of perhaps the greatest run of basketball in Arkansas history as it matched many of the biggest names in the sport in total wins, NCAA Tournament appearances and Final Fours. The Razorbacks won five outright conference championships in his 17 years on the bench, an SEC Western Division title and Arkansas' only SEC Tournament Championship in 2000.

Anderson's coaching career began as a volunteer assistant at his alma mater, Tulsa, where he worked with Richardson for three years before moving to Arkansas. His teams were 69-22 (.758) in those three seasons and earned two NCAA Tournament berths.

He played two seasons for Tulsa after transferring to the Golden Hurricane program from Jefferson (Ala.) Junior College. A two-year starter, Anderson averaged 12 points per game. His hard-nosed play helped Tulsa win the NIT Championship in 1981 and make the NCAA Tournament in 1982. He earned his degree in Education in the spring of '82 from Tulsa.

Born in Birmingham, Ala., Anderson was an All-State and All-City guard at Jackson Olin High School. He averaged 19 points as a senior and took his team to the state semifinals as a junior.

Anderson and his wife Marcheita have three children; Darcheita, a Real Estate Agent, Mike Jr, a former player for Coach A while at Missouri and Yvonne, who played for Texas and is currently playing in a professional league in Italy. Anderson and his wife are also known as Popi and Mimi to their four grandchildren: Aiyana, Miikayla, Laila and Anderson.



RAZORBACK BASKETBALL

THE #FASTEST40

LEADERSHIP

YEAR IN REVIEW

HISTORY

RECORDS

THE UNIVERSITY



\\ MIKE ANDERSON QUICK FACTS \\



Born: Dec. 12, 1959
Hometown: Birmingham, Ala.
Alma Mater: Tulsa (1982)
Wife: Marcheita
Children: Darcheita, Michael Jr., Yvonne
Date Named Head Coach at Arkansas: March 23, 2011

COACHING HISTORY

2011-Present.....Arkansas, Head Coach
 2006-11Missouri, Head Coach
 2002-06.....UAB, Head Coach
 2000-02.....Arkansas, Assistant Head Coach
 1989-00Arkansas, Assistant Coach
 1985-89.....Arkansas, Volunteer Assistant Coach
 1982-85.....Tulsa, Volunteer Assistant Coach

HEAD COACHING EXPERIENCE

Overall Record286-146 (13 Years)
 Arkansas Record86-48 (Four Years)
 Missouri Record.....111-57 (Five Years)
 UAB Record.....89-41 (Four Years)

At Arkansas

2014-1527-9 (NCAA, Third Round)
 2013-1422-12 (NIT, Second Round)
 2012-1319-13
 2011-1218-14

At Missouri

2010-1123-11 (NCAA Second Round)
 2009-10.....23-11 (NCAA Second Round)
 2008-0931-7 (NCAA Elite Eight)
 2007-08.....16-16
 2006-07.....18-12

At Alabama-Birmingham (UAB)

2005-0624-7 (NCAA First Round)
 2004-0522-11 (NCAA Second Round)
 2003-04.....22-10 (NCAA Sweet 16, C-USA Co-Champs)
 2002-03.....21-13 (NIT Quarterfinals)

COACHING HONORS

At Missouri

2009 NABC National Coach of the Year
 2009 Clair Bee Coach of the Year
 2009 U.S. Olympic Trials coach

At UAB

2004 Conference USA Coach of the Year

Player History

1980-82.....Tulsa
 • Two-year starter; averaged 12 points
 • Led Tulsa to the 1981 NIT title
 • Advanced to the 1982 NCAA Tournament
 1978-80Jefferson (Ala.) Junior College
 1975-78Jackson Olin (Ala.) High School



// RECORD WHEN //

Overall:.....286-146 (.662)	Conference Games:.....124-88
Home:.....197-32	at Arkansas:.....39-31
Away:.....51-84	Home:.....82-24, 28-7 at Ark.
Neutral:.....38-30	Away:.....42-63, 11-24 at Ark.
At Arkansas:.....86-48 (.642)	Conference Tournaments:.....13-12
Home:.....70-9	at Arkansas:.....2-4
Away:.....12-30	NCAA Tournaments:.....8-7
Neutral:.....4-9	at Arkansas:.....1-1
At Missouri:.....111-57 (.661)	Scoring Below 50 Points:.....0-3
Home:.....79-11	Home:.....0-0, 0-0 at Ark.
Away:.....16-32	Away:.....0-3, 0-1 at Ark.
Neutral:.....16-14	Neutral:.....0-0, 0-0 at Ark.
At UAB:.....89-41 (.685)	Scoring 50-59 Points:.....5-25
Home:.....51-9	at Arkansas:.....3-11
Away:.....23-24	Home:.....2-4, 2-0 at Ark.
Neutral:.....15-8	Away:.....1-16, 0-10 at Ark.
In Season-Openers:.....13-0	Neutral:.....2-5, 1-1 at Ark.
at Arkansas:.....4-0	Scoring 60-69 Points:.....38-53
Home:.....12-0, 4-0 at Ark.	at Arkansas:.....12-20
Away:.....0-0, 0-0 at Ark.	Home:.....19-12, 9-3 at Ark.
Neutral:.....1-0, 0-0 at Ark.	Away:.....13-31, 2-14 at Ark.
In Home Openers:.....13-0	Neutral:.....6-10, 1-3 at Ark.
at Arkansas:.....4-0	Scoring 70-79 Points:.....78-44
In Road Openers:.....6-7	at Arkansas:.....26-11
(road or neutral)	Home:.....48-12, 18-4 at Ark.
At Arkansas:.....1-3	Away:.....22-20, 7-3 at Ark.
In Conference Openers:.....7-6	Neutral:.....8-12, 0-4 at Ark.
at Arkansas:.....2-2	Scoring 80-89 Points:.....101-19
Home:.....6-1, 1-0 at Ark.	at Arkansas:.....26-5
Away:.....1-5, 1-2 at Ark.	Home:.....73-5, 23-3 at Ark.
In Conference Home Openers:.....10-3	Away:.....12-11, 1-1 at Ark.
at Arkansas:.....3-1	Neutral:.....16-3, 2-1 at Ark.
In Conference Road Openers:.....5-8	Scoring 90-99 Points:.....44-1
at Arkansas:.....1-3	at Arkansas:.....12-0
Against Ranked Teams:.....22-46	Home:.....41-0, 12-0 at Ark.
at Arkansas:.....6-12	Away:.....2-1, 0-0 at Ark.
Home:.....13-11, 5-2 at Ark.	Neutral:.....1-0, 0-0 at Ark.
Away:.....3-24, 1-6 at Ark.	Scoring 100 or More Points:.....20-1
Neutral:.....6-11, 0-4 at Ark.	at Arkansas:.....7-0
One-Possession Games:.....35-32	Home:.....15-0, 6-0 at Ark.
at Arkansas:.....11-10	Away:.....1-1, 1-0 at Ark.
Home:.....17-8, 7-3 at Ark.	Neutral:.....4-0, 0-0 at Ark.
Away:.....12-18, 3-5 at Ark.	
Neutral:.....7-9, 1-2 at Ark.	
In Games Decided by 5 Pts or Less: ..52-51	
at Arkansas:.....19-14	
Home:.....24-14, 10-4 at Ark.	
Away:.....21-27, 8-8 at Ark.	
Neutral:.....7-10, 1-2 at Ark.	
In Overtime Games:.....8-8	
at Arkansas:.....4-3	
Home:.....6-1, 2-1 at Ark.	
Away:.....2-6, 1-2 at Ark.	
Neutral:.....0-1, 0-0 at Ark.	



RAZORBACK BASKETBALL

THE #FASTEST40

LEADERSHIP

YEAR IN REVIEW

HISTORY

RECORDS

THE UNIVERSITY



MIKE ANDERSON VS ALL OPPONENTS

Opponent	Record	Home/Away/Neutral	Last Meeting
Air Force	1-0	0-0/0-0/1-0	2003 (L)
Alabama	2-4	2-1/0-3/0-0	2015 (W)
Alabama A&M	4-0	3-0/1-0/0-0	2012 (W)
Alabama State	1-0	1-0/0-0/0-0	2014 (W)
Alcorn State	2-0	2-0/0-0/0-0	2012 (W)
Arizona	0-1	0-0/0-0/0-1	2005 (L)
Arizona State	0-1	0-0/0-0/0-1	2012 (L)
Arkansas	1-1	1-0/0-1/0-0	2008 (L)
Arkansas-Pine Bluff	3-0	3-0/0-0/0-0	2011 (W)
Army	1-0	1-0/0-0/0-0	2007 (W)
Auburn	6-0	3-0/3-0/0-0	2015 (W)
Austin Peay	1-0	1-0/0-0/0-0	2010 (W)
Baylor	4-3	3-0/0-2/1-1	2011 (W)
Belmont	1-0	1-0/0-0/0-0	2005 (W)
Birmingham-Southern	2-0	2-0/0-0/0-0	2004 (W)
California	1-3	1-0/0-2/0-1	2014 (L)
Centenary	2-0	2-0/0-0/0-0	2009 (W)
Central Arkansas	1-0	1-0/0-0/0-0	2011 (W)
Central Michigan	1-0	1-0/0-0/0-0	2008 (W)
Charlotte	4-2	1-2/1-0/2-0	2005 (L)
Chattanooga	3-0	1-0/0-0/2-0	2010 (W)
Cincinnati	1-3	1-0/0-2/0-1	2011 (L)
Clemson	3-1	1-0/0-1/2-0	2014 (L)
Colorado	9-1	5-0/4-1/0-0	2011 (W)
Columbia	1-0	0-0/0-0/1-0	2003 (W)
Connecticut	0-2	0-0/0-1/0-1	2012 (L)
Coppin State	3-0	3-0/0-0/0-0	2009 (W)
Cornell	1-0	0-0/0-0/1-0	2009 (W)
Davidson	1-0	1-0/0-0/0-0	2007 (W)
Dayton	1-0	1-0/0-0/0-0	2014 (W)
Delaware State	2-0	2-0/0-0/0-0	2014 (W)
DePaul	3-3	2-0/0-2/1-1	2006 (L)
East Carolina	4-1	2-1/2-0/0-0	2006 (W)
Eastern Kentucky	1-0	1-0/0-0/0-0	2012 (W)
Evansville	1-0	1-0/0-0/0-0	2007 (W)
Fairfield	1-0	0-0/0-0/1-0	2009 (W)
Fairleigh Dickinson	1-0	1-0/0-0/0-0	2010 (W)
Florida	1-4	1-2/0-2/0-0	2015 (L)
Florida A&M	1-0	1-0/0-0/0-0	2012 (W)
Fordham	1-0	1-0/0-0/0-0	2008 (W)
Georgetown	0-1	0-0/0-1/0-0	2011 (L)
Georgia	6-2	4-0/1-2/1-0	2015 (W)
Georgia Southern	1-0	1-0/0-0/0-0	2004 (W)
Gonzaga	0-1	0-0/0-0/0-1	2013 (L)
Grambling State	1-0	1-0/0-0/0-0	2012 (W)
High Point	1-0	1-0/0-0/0-0	2013 (W)
Houston	5-1	3-1/2-0/0-0	2012 (L)
Illinois	2-3	0-0/0-0/2-3	2011 (W)
Indiana State	1-0	1-0/0-0/0-0	2014 (W)
Iona	1-0	1-0/0-0/0-0	2014 (W)
Iowa State	8-3	4-1/4-2/0-0	2014 (L)
Kansas	1-10	1-5/0-4/0-1	2011 (L)
Kansas State	4-6	4-1/0-5/0-0	2011 (L)
Kentucky	4-4	2-0/1-2/1-2	2015 (L)
La Salle	1-0	0-0/0-0/1-0	2011 (W)
Lipscomb	1-0	1-0/0-0/0-0	2007 (W)
Longwood	1-0	1-0/0-0/0-0	2012 (W)
Louisiana-Lafayette	2-0	2-0/0-0/0-0	2013 (W)
Louisiana Tech	3-0	3-0/0-0/0-0	2012 (W)
Louisville	0-4	0-1/0-1/0-2	2005 (L)
LSU	3-6	2-1/0-3/1-2	2015 (L)
Marquette	4-1	1-0/1-1/2-0	2009 (W)
Marshall	3-1	1-1/2-0/0-0	2006 (W)
Maryland	1-0	0-0/0-0/1-0	2008 (W)
Massachusetts	1-0	0-0/0-0/1-0	2006 (W)
McNeese State	1-0	1-0/0-0/0-0	2008 (W)
Memphis	3-5	2-2/0-3/1-0	2009 (W)
Michigan	1-1	1-0/0-1/0-0	2012 (L)
Michigan State	0-1	0-0/0-0/0-1	2008 (L)
Milwaukee	1-0	1-0/0-0/0-0	2014 (W)
Minnesota	1-1	0-0/0-1/1-0	2013 (W)
Mississippi State	6-4	4-1/2-3/0-0	2015 (W)
Mississippi Valley State	1-0	1-0/0-0/0-0	2012 (W)
Missouri	3-3	2-1/1-2/0-0	2015 (W)

Opponent	Record	Home/Away/Neutral	Last Meeting
Murray State	2-0	2-0/0-0/0-0	2009 (W)
Nebraska	7-7	4-2/3-3/0-2	2011 (L)
Nicholls State	1-0	1-0/0-0/0-0	2003 (W)
North Alabama	1-0	1-0/0-0/0-0	2011 (W)
North Carolina	0-1	0-0/0-0/0-1	2015 (L)
North Carolina A&T	2-0	2-0/0-0/0-0	2008 (W)
North Florida	1-0	1-0/0-0/0-0	2011 (W)
North Texas	1-0	1-0/0-0/0-0	2014 (W)
Northern Illinois	1-0	1-0/0-0/0-0	2011 (W)
Northwestern State	2-0	2-0/0-0/0-0	2014 (W)
Oakland	1-0	1-0/0-0/0-0	2012 (W)
Oklahoma	4-3	4-0/0-3/0-0	2012 (W)
Oklahoma State	5-3	2-1/2-2/1-0	2011 (L)
Old Dominion	3-0	3-0/0-0/0-0	2011 (W)
Ole Miss	1-5	1-2/0-3/0-0	2015 (L)
Oral Roberts	3-1	2-0/0-1/1-0	2011 (W)
Oregon	2-0	1-0/1-0/0-0	2011 (W)
Prairie View A&M	1-0	1-0/0-0/0-0	2008 (W)
Presbyterian	1-0	1-0/0-0/0-0	2011 (W)
Purdue	1-1	1-0/0-1/0-0	2008 (W)
Rice	1-0	0-0/1-0/0-0	2006 (W)
Richmond	1-3	1-1/0-2/0-0	2010 (L)
Robert Morris	1-0	1-0/0-0/0-0	2012 (W)
Saint Louis	3-0	1-0/1-0/1-0	2005 (W)
Sam Houston State	1-0	1-0/0-0/0-0	2012 (W)
Savannah State	3-0	3-0/0-0/0-0	2013 (W)
SEMO	1-0	1-0/0-0/0-0	2014 (W)
Siena	1-0	0-0/1-0/0-0	2003 (W)
SIU-Edwardsville	2-0	2-0/0-0/0-0	2013 (W)
SMU	4-0	1-0/2-0/1-0	2014 (W)
South Alabama	3-0	2-0/1-0/0-0	2013 (W)
South Carolina	4-2	3-0/1-1/0-1	2015 (W)
South Carolina State	1-0	1-0/0-0/0-0	2006 (W)
South Carolina Upstate	1-0	1-0/0-0/0-0	2012 (W)
Southeastern Louisiana	2-0	2-0/0-0/0-0	2013 (W)
Southern	2-0	2-0/0-0/0-0	2008 (W)
Southern Miss	5-1	3-0/2-1/0-0	2006 (W)
St. John's	0-1	0-0/0-1/0-0	2003 (L)
Stephen F. Austin	1-0	1-0/0-0/0-0	2007 (W)
Stetson	2-0	2-0/0-0/0-0	2009 (W)
Syracuse	0-1	0-1/0-0/0-0	2012 (L)
TCU	3-1	2-0/1-1/0-0	2005 (L)
Tennessee	3-3	2-0/0-3/1-0	2015 (W)
Texas	3-2	2-0/1-2/0-0	2011 (L)
Texas A&M	2-7	2-2/0-4/0-1	2015 (W)
Texas A&M-CC	1-0	1-0/0-0/0-0	2003 (W)
Texas Southern	1-0	1-0/0-0/0-0	2012 (W)
Texas Tech	6-1	3-0/1-1/2-0	2011 (W)
Tulane	3-4	3-1/0-3/0-0	2006 (W)
Tulsa	1-0	1-0/0-0/0-0	2006 (W)
UCF	1-0	0-0/1-0/0-0	2006 (W)
UMKC	2-0	2-0/0-0/0-0	2010 (W)
UNLV	0-1	0-0/0-1/0-0	2003 (L)
USC	1-1	0-0/0-0/1-1	2009 (W)
USF	7-0	3-0/4-0/0-0	2006 (W)
UTEP	1-1	0-0/0-1/1-0	2006 (W)
UTPA	1-0	0-0/0-0/1-0	2010 (W)
UTSA	1-0	1-0/0-0/0-0	2014 (W)
UT-Martin	2-0	2-0/0-0/0-0	2013 (W)
Utah Valley	2-0	2-0/0-0/0-0	2014 (W)
Valdosta State	1-0	1-0/0-0/0-0	2006 (W)
Vanderbilt	5-3	4-0/1-2/0-1	2015 (W)
VCU	3-0	2-0/1-0/0-0	2006 (W)
Wake Forest	1-0	1-0/0-0/0-0	2014 (W)
Washington	1-0	0-0/0-0/1-0	2004 (W)
West Alabama	1-0	1-0/0-0/0-0	2003 (W)
West Virginia	0-1	0-0/0-0/0-1	2010 (L)
Western Illinois	2-0	2-0/0-0/0-0	2011 (W)
Western Kentucky	0-1	0-1/0-0/0-0	2006 (L)
Western Michigan	0-1	0-0/0-0/0-1	2004 (L)
Wisconsin	0-1	0-0/0-0/0-1	2012 (L)
Wofford	1-0	0-0/0-0/1-0	2015 (W)
Wyoming	1-0	0-0/0-0/1-0	2011 (W)
Xavier	0-1	0-0/0-0/0-1	2009 (L)



// MELVIN WATKINS //

Associate Head Coach // Fifth Season
Twitter // @CoachWatkinsUA



RAZORBACK BASKETBALL

THE #FASTEST40

LEADERSHIP

YEAR IN REVIEW

HISTORY

RECORDS

THE UNIVERSITY

A coaching veteran at the highest levels, associate head coach Melvin Watkins is in his fifth year with the Razorbacks in 2015-16. A 38-year coaching career for Watkins has seen him as a longtime assistant, associate head and head coach at Charlotte, Texas A&M and Missouri.

Arkansas' recruiting coordinator and associate head coach, Watkins was retained on staff at Missouri when Anderson took the head coaching duties at the school before the 2004-05 season and a dynamic relationship formed. The Anderson-Watkins combination immediately turned Missouri into a winning program, as the duo went 18-12 in its first year together. Two years later, Missouri was dancing to the Elite Eight and winning the Big 12 Tournament, reaching heights that the Tigers had not seen in many years.

One of the best recruiters and assistants in the nation, Watkins was named the Top Assistant Coach in both 2009 and 2010 by Rivals.com as he helped Missouri advance to a pair of NCAA Tournaments, go a combined 54-18 and win the Big 12 Tournament Championship during those years.

Watkins' prowess on the recruiting trails has already made its impact at Arkansas as the Razorbacks ushered in the No. 18 ranked recruiting class in 2013 according to ESPN.com, which featured a pair of top 50 recruits.

In year four at Arkansas in 2014-15, the Razorback fans caught a glimpse of the glory days, as Arkansas returned to the NCAA Tournament and SEC Tournament championship game for the first time since 2008. Highlighted by a victory over Southern Conference champ Wofford in the NCAA Tournament second round and a program record six SEC road wins, Arkansas produced the sixth-most wins in program history with a 27-9 record. Of course, the "Fastest 40" reached another level, as the Razorbacks led the SEC in five different statistical categories, including scoring (77.4), assists (16.1) and turnover margin (+3.8).

Watkins was instrumental in the recruitment and development of Bobby Portis as the sophomore became just the second Razorback in program history to be named the SEC Player of the Year by both the Associated Press and league head coaches in 2014-15. Portis was the first Razorback to surpass 1,000 points and 500 rebounds as a sophomore and went on to become the 12th player in program history to be selected in the first round of the NBA Draft, when he went 22nd overall to the Chicago Bulls.

A stickler for recruiting players that are accountable both on the floor and in life, Watkins places heavy demand on his players' academic pursuits. While head coach at Texas A&M, 14 of the 17 players that completed their eligibility went on to earn degrees, while the three that failed to do so began their professional basketball careers early. His players during that time earned 15 Academic All-Big 12 first or second team honors.

Watkins joined the Missouri staff following an eight-year run as a head coach at both Texas A&M and his alma mater Charlotte. He spent six years roaming the sidelines for the

Aggies between 1999 and 2004 and helped rebuild the struggling program. His efforts in recruiting landed him eight top 100 recruits, including Texas A&M's No. 4 all-time leading scorer Bernard King, 2005 NBA first round pick Antoine Wright and 2007 first team All-American and former Chicago Bull Acie Law.

Prior to landing the head coaching job at Texas A&M, Watkins was the head coach at Charlotte for two seasons and led his team to a pair of 20-win seasons and two NCAA Tournaments. After a 19-year stint with the 49ers as an assistant and associate head coach, Watkins was given the head coaching title for the 1997 season and led his squad to a 22-9 mark and second round appearance in the NCAA Tournament. The fantastic first year for Watkins earned him Conference USA Ray Meyer Coach of the Year honors, while his second year at the helm of the program saw him guide the 49ers to a record of 20-11, a Conference USA divisional championship and another second round NCAA Tournament run.

Charlotte fans knew about Watkins long before he took over the program, as he was an All-Conference point guard for the school from 1973-77 and led the 49ers to the Final Four in 1977. Watkins then served as an assistant coach at the school for 10 years before being promoted to associate head coach, a position that he served in for nine years. During his 19-year stint as an assistant and associate, Charlotte had three 20-win seasons, made five postseason tournaments and won three conference and conference tournament championships. Watkins was involved in every 20-win season in Charlotte history before leaving the program for Texas A&M.

Following his standout career on the hardwood as a collegiate, Watkins was drafted by the Buffalo Braves in the fourth round of the 1977 draft. His 49ers number (32) was retired following his senior season along with teammate Cedric Maxwell's.

Watkins' prep career at Reidsville High School saw him earn High School All-America honors as a senior in 1973. That season he acted as team captain and led his team to a state championship. Watkins was a three-year starter for Reidsville.

Along with his myriad duties as a coach, Watkins finds time to be an invaluable member of the Columbia, Mo.; College Station, Texas; and Charlotte, N.C., communities. He is an active participant in Habitat for Humanity "Home Building Project," was a co-chair of the Battered Women's Shelter and is a member of the "100 Black Men of Charlotte" organization, a nationally known group that mentors young people and raises funds to assist individuals in their efforts to go to college.

Watkins and his wife Burrell are the parents of two sons, Manuale and Marcus, and a daughter, Keia. Marcus played basketball for Missouri, while Keia is a graduate of the Missouri Medical School. Manuale is currently a junior guard for the Razorbacks. Watkins is also the grandfather to Nathan and Eli, Keia and her husband David's two sons.





\\ TJ CLEVELAND \\

Assistant Coach \\ Fifth Season
Twitter \\ @TJ_Cleveland



A former Razorback and one of the best young recruiters in the nation, TJ Cleveland returned to the University of Arkansas in 2011 and is entering his fifth year as an assistant coach in 2015-16.

A 13-year coaching and staff veteran since his playing days at Arkansas, Cleveland's career path back to Fayetteville mirrors that of his mentor, Arkansas Head Coach Mike Anderson.

A player for the Razorbacks from 1998-2002, Cleveland joined Anderson's staff at the University of Alabama-Birmingham (UAB) upon graduation as a video coordinator and was named an assistant coach prior to the 2005-06 season. Cleveland joined his former coach at Missouri for the 2006-07 season and in five seasons with the Tigers became known as a tireless worker and recruiter as well as one of the up-and-coming young coaches in the college game.

Following his fourth season with Missouri, Cleveland was asked to participate and was featured at Nike's Top Up & Coming Assistants Villa 7 Consortium. He has since been featured at Villa 7 in each of the last five years (2010-15).

Cleveland's efforts with the Razorback backcourt were visible immediately, as the Razorbacks improved their turnover margin by 200 percent and moved from 101st in the nation to 19th in a single season. Over the last four years, Arkansas has led the SEC in both turnover margin and steals, statistical categories that are synonymous with Anderson's "Fastest 40 Minutes in Basketball."

In year four at Arkansas in 2014-15, the Razorback fans caught a glimpse of the glory days, as Arkansas returned to the NCAA Tournament and SEC Tournament championship game for the first time since 2008. Highlighted by a victory over Southern Conference champ Wofford in the NCAA Tournament second round and a program record six SEC road wins, Arkansas produced the sixth-most wins in program history with a 27-9 record. Of course, the "Fastest 40" reached another level, as the Razorbacks led the SEC in five different statistical categories, including scoring (77.4), assists (16.1) and turnover margin (+3.8).

Cleveland was instrumental in the recruitment and development of Bobby Portis as the sophomore became just the second Razorback in program history to be named the SEC Player of the Year by both the Associated Press and league head coaches in 2014-15. Portis was the first Razorback to surpass 1,000 points and 500 rebounds as a sophomore and went on to become the 12th player in program history to be selected in the first round of the NBA Draft, when he went 22nd overall to the Chicago Bulls.

During his tenure with Missouri, Cleveland worked predominantly with the Tiger guards and his players flourished under his tutelage. In 2006-07, Cleveland's first season at Missouri, he mentored Stephon Hannah to Big 12 Newcomer of the Year accolades. Another Cleveland trainee, J.T. Tiller, took Co-Big 12 Defensive Player of the Year honors in 2008-09 and in between and since there have been several Missouri players that either led or been at the top of the Big 12 and national rankings.

Executing Anderson's style of play from the guard position has been instrumental in the team success that Cleveland has enjoyed both as a player and coach. Missouri ranked second in the nation in turnover margin each of the last three seasons and led the nation in steals in 2010 (10.9 per game) and assists in 2009 (18.4 per contest). Cleveland's last team at Missouri ranked second in the nation in both steals per game (9.7) and turnover margin (5.4). The Tigers also ranked among the nation's top 30 in five other statistical categories, including scoring offense (10), assists per game (15), assist-turnover ratio (24), blocked shots per game (26) and scoring margin (27).

Cleveland's coaching career started at UAB, where he worked his way up from video coordinator to assistant coach. In his one year as a coach with the Blazers, UAB advanced to the first round of the NCAA Tournament and ranked third in the nation in steals per game at 10.9 per contest. UAB also led Conference USA in assists, assist-turnover ratio, turnover margin and field goal percentage, while ranking second in scoring, scoring margin and steals. Former Blazer Carldell Johnson ranked ninth in the nation in assists per game that year with 6.3 per outing, while also ranking 20th in steals per game at 2.6.

During his time at UAB and Missouri, Cleveland worked with five eventual NBA players: Donnell Taylor (Washington Wizards), Squeaky Johnson (New Orleans Hornets), first round draft pick DeMarre Carroll (Toronto Raptors), Kim English (Detroit Pistons), Marcus Denmon (San Antonio Spurs) and Phil Pressey (Boston Celtics). Cleveland was also a teammate of current Brooklyn Nets guard and NBA All-Star Joe Johnson and Charlotte Hornets guard Jannero Pargo.

As a player for the Razorbacks, Cleveland was instrumental in Arkansas' run to the 2000 SEC Tournament title, the only SEC Tournament championship in school history. During Arkansas' four-day run to the tournament title, Cleveland scored 23 points, grabbed 10 rebounds, dished 10 assists and had 11 steals, all off the bench. His best game in the tournament came in the semifinals against LSU, where he had seven steals, the most by a Razorback against an SEC opponent in regular season or postseason play.

During Cleveland's four-year career at Arkansas, the Razorbacks compiled a 76-50 overall record and made three trips to the NCAA Tournament. A two-year captain, Cleveland led the team in steals three times in his four seasons in Fayetteville and currently ranks tied for fifth on Arkansas' all-time steals list with 226. Cleveland led the Razorbacks in assists two times and three-point percentage in 1999-00. His 112 assists in Southeastern Conference games ranks eighth on the Arkansas career charts, while he is ninth in career three-point field goal percentage.

As a prep player for Minor High School in Birmingham, Ala., Cleveland was an All-State and All-Metro player as well as the MVP of the state tournament as a senior when he led his team to the state championship.

A 2002 graduate from Arkansas with a degree in communications, he is married to Ami (Watson) and the couple have twins: Caynen Thomas and Cayden James.





// MATT ZIMMERMAN //

Assistant Coach // Fifth Season
Twitter // @CoachZ_Arkansas



RAZORBACK BASKETBALL

THE #FASTEST40

LEADERSHIP

YEAR IN REVIEW

HISTORY

RECORDS

THE UNIVERSITY

An Arkansas native and University of Arkansas graduate, Matt Zimmerman returned to his alma mater in 2011 and is in his fifth year as a member of the coaching staff in 2015-16.

A 20-year basketball coaching veteran at both the high school and collegiate ranks, Zimmerman has been with Arkansas head coach Mike Anderson for each of the past 13 seasons as an assistant with stops at Alabama-Birmingham (UAB), Missouri and Arkansas.

Known for his tireless work ethic and recruiting, Zimmerman is a high-energy coach whose personality is infectious on the court. Over his 13 seasons on Anderson's staff, he has been a part of nine 20-win campaigns, seven NCAA Tournament appearances, two Sweet 16 berths and a run to the 2009 Elite Eight.

In year four at Arkansas in 2014-15, the Razorback fans caught a glimpse of the glory days, as Arkansas returned to the NCAA Tournament and SEC Tournament championship game for the first time since 2008. Highlighted by a victory over Southern Conference champ Wofford in the NCAA Tournament second round and a program record six SEC road wins, Arkansas produced the sixth-most wins in program history with a 27-9 record. Of course, the up-tempo style of play donned the "Fastest 40 Minutes in Basketball" reached another level, as the Razorbacks led the SEC in five different statistical categories, including scoring (77.4), assists (16.1) and turnover margin (+3.8).

Zimmerman's history of developing players was on full display in 2014-15, as sophomore Bobby Portis became just the second Razorback in program history to be named the SEC Player of the Year by both the Associated Press and league head coaches. Portis was the first Razorback to surpass 1,000 points and 500 rebounds as a sophomore and went on to become the 12th player in program history to be selected in the first round of the NBA Draft, when he went 22nd overall to the Chicago Bulls.

Prior to coming to Arkansas, Zimmerman was an assistant at Missouri and helped the Tigers compile a 111-57 record in Columbia. While just 34-28 in his first two seasons, the individual improvements of the Tigers were evident in year three as Missouri was credited with the best turnaround in the nation in 2008-09, going 31-7 overall, winning the Tigers' first Big 12 Tournament Championship and advancing to the NCAA Elite Eight. That 2008-09 team's trip to the NCAA Tournament was the first of three straight postseason appearances for Missouri.

Working with both the guards and the posts, he takes great pride in the individual development of his players and has watched some of his protégés at Missouri, DeMarre Carroll, Phil Pressey, Kim English and Marcus Denmon become some of the best players in Tiger history. Denmon completed his Missouri career as the second-best three-point shooter in school history, while English earned All-Big 12 honors and was joined by Denmon in the backcourt to create one of the most feared guard tandems in recent memory in the Big 12 Conference.

Zimmerman's first collegiate coaching position was at UAB, when he joined Anderson for his first season with the Blazers in 2002-03. In four seasons, UAB advanced to four postseason tournaments, including three straight NCAA bids and a dramatic Sweet 16 run in 2004. That year, the Blazers knocked off the No. 1 overall seed Kentucky after defeating Washington in the first round. Along with its postseason accomplishments, UAB also won a share of the Conference USA championship in 2004 with its impressive 12-4 league record.

During his time at UAB and Missouri, Zimmerman worked with five eventual NBA players: Donell Taylor (Washington Wizards), Squeaky Johnson (New Orleans Hornets), first round draft pick DeMarre Carroll (Toronto Raptors), Kim English (Detroit Pistons) and Phil Pressey (Boston Celtics).

Zimmerman's coaching career began in the high school ranks in Arkansas, where he spent seven years as a head coach at both Dardanelle High School and Planview-Rover High School. He amassed an impressive 74-46 record as the head coach at Dardanelle over four seasons and guided his team in 2000 to the quarterfinals of the Class AAA State Tournament. The Sand Lizards ended the 2000 season with a record of 24-11 and a No. 7 ranking. After a 17-10 record and state tournament appearance in 2001, Zimmerman led his team to a District 4A Tournament championship in 2002 with an 18-12 record. He earned District Coach of the Year honors in each of his final three seasons and was named the KARV Dream Team Coach of the Year and River Valley Radio Coach of the Year in 2000.

As the head coach and athletics director at Planview-Rover, Zimmerman led the Panthers to three conference championships and was selected as the 4A South Conference's Outstanding Boys Coach in 1996. His girls' team competed in the 1997 State Tournament and finished with a state ranking of No. 10.

A veteran of the "Fastest 40 Minutes in Basketball" style that Anderson employs, Zimmerman learned the basics of the system when he was a manager for his alma mater under Naismith Hall of Fame head coach Nolan Richardson. In his three years working with the Razorbacks, Arkansas won two Southwest Conference (SWC) Championships, two SWC Tournament titles and made three NCAA Tournament appearances. He was a part of Arkansas' 1990 Final Four team, which ended the year 30-5. He also assisted with Razorback Basketball Camps throughout his tenure as manager and high school coach.

A 1990 graduate of Arkansas with a degree in physical education and four years in the ROTC, Zimmerman joined the United States Army after he earned his degree. He would spend five years in the military, earning the rank of Captain, graduating from Airborne School in 1991 and serving with the 1st Infantry Division (The Big Red One) from 1991-95. His other experiences in the military included Platoon Leader, Shop Officer, Company Executive Office and Battalion Adjutant.





\\ JEFF DANIELS //

Director of Operations // Fifth Season
Twitter // @CoachDef



Beginning his fifth year with the Razorbacks in 2015-16, Jeff Daniels assumed the role of Director of Operations for the Arkansas men's basketball program prior to the 2011-12 season. A veteran of the game, Daniels comes to Arkansas after spending five years on head coach Mike Anderson's staff at Missouri.

In his duties with the Razorbacks, Daniels is tasked with team travel, facility scheduling, the men's basketball budget and overseeing the administration of Mike Anderson's Razorback camps.

The 2014-15 campaign saw Arkansas return to its glory days of the 1990s, as the Razorbacks returned to both the NCAA Tournament and SEC Tournament championship game for the first time since 2008. Highlighted by a victory over Southern Conference champ Wofford in the NCAA Tournament second round and a program record six SEC road wins, Arkansas produced the sixth-most wins in program history with a 27-9 record.

In 2013-14, the Razorbacks returned to the postseason for the first time since 2008, by earning a spot in the NIT. Arkansas finished fifth in the league standings at 10-8, while reaching the 20-win plateau (22-12) for the first time since the aforementioned 2007-08 campaign. Highlighting the 22-win season was the program's first season sweep of SEC rival Kentucky and a 5-1 mark against teams that advanced to the Final Four of the NCAA Tournament and NIT.

Daniels has been with Anderson for the past nine years, one at UAB, five at Missouri and the last three at Arkansas. Over his nine years on Anderson's staff, he has been a part of eight winning campaigns, five 20-win seasons and four NCAA Tournament appearances, highlighted by a 31-win season and run to the Elite Eight in 2009 at Missouri.


Daniels joined his longtime friend at the Division I level after a 10-year coaching career at Montevallo and Division II Valdosta State. His coaching career at his alma mater, Montevallo, began in 1995 when he was named the program's fifth head coach. His teams were well known for their defensive prowess and he guided the Falcons to steady improvements throughout his tenure. He was named the Gulf South Conference Coach of the Year in 2002 before accepting a position as associate head coach at Valdosta State in 2003.

In two seasons with Valdosta State, the Blazers went 43-13, won a Gulf South Conference championship and ranked as high as No. 3 in the nation. Daniels' defensive mindset was instilled in the Blazers arsenal and Valdosta State ranked No. 1 in the nation in field goal percentage defense each of his two years with the program.

Daniels' coaching career began as a graduate assistant coach at Montevallo. He spent two years as a graduate assistant before accepting the full-time assistant position in 1986 on Rob Spivery's staff, helping guide the Falcons to its most successful stint in the program's history. Daniels first met Anderson during his junior college playing days as the two began their post-high school careers at Jefferson State Community College in 1979-80. The teammates reached the National Junior College Athletic Association's national title game, losing to a Nolan Richardson coached Western Texas team.

Following his junior college days, Daniels began a two-year playing career at Montevallo. Daniels was awarded the Dean's Trophy for scholastic achievement as a junior and was named a captain prior to his senior campaign.

A native of Birmingham, Ala., Daniels attended Huffman High School. He and his wife, Robbie, have two children, son Andrew (19) and daughter, Makenzie (15).





// SCOTTY THURMAN //

**Director of S-A Development // Sixth Season
Twitter // @Ruston_Rifle**



Responsible for one of the most memorable moments in Arkansas basketball history, Scotty Thurman is in his sixth year as Director of Student-Athlete Development and fifth under head coach Mike Anderson in 2015-16.

Thurman also enters his second year as a member of the Razorback Sports Network, joining play-by-play veteran Chuck Barrett as a color analyst for the men's basketball season.

No stranger to Arkansas basketball, Thurman provided his signature moment in the final minute of the 1994 NCAA Championship Game when his three-pointer with 53 seconds remaining secured a 76-72 win over Duke.

Thurman returned to the Razorbacks in 2010-11, after successful professional playing and business careers to assist the student-athletes associated with the men's basketball program with their growth as individuals off the court. He is responsible for coordinating and developing programs that enhance personal and career development, along with participating in various community service efforts.

Along with his duties as a mentor to Arkansas' student-athletes, Thurman is also charged with bridging the gap between Arkansas' current and former players. Those results are evident as Razorback greats like Ronnie Brewer, Darrell Walker, Lee Mayberry and Todd Day, as well as others, have already heard the call of one of their own.

Thurman assists with academics and he is a member of the Razorback Foundation's External Operations Team and the Athletic Director's Diversity Council, as well as, the Never Yield steering committee.

As a player for the Razorbacks, Thurman's three years were some of the most decorated in program history, as he helped lead Arkansas to an 85-19 record over that span. The only player in Arkansas history to be named to the All-SEC First Team three times, Thurman still ranks 10th on Arkansas' all-time scoring list with 1,650 points. He continues to hold Arkansas' single-season record for three-pointers in a season with 102 and ranks second on the career three-point chart with 267.

Following his first stint with the Razorbacks, Thurman played 11 seasons of professional basketball overseas in Lebanon, Greece, Cyprus and Italy. His successful pro career came to a close after the 2006 season and Little Rock, Arkansas, became his permanent home. There, he worked in the real estate field and eventually began working for Episcopal Collegiate School as Director of Community Relations, as well as being a teacher and coach.

Thurman received a bachelor's degree from Philander Smith College in 2003 and his Masters in Secondary Education from the University of Arkansas at Little Rock in 2012. He and his wife Regina have two children, Scotty Jr., and Romani. Scotty Jr., is a junior at Arkansas and is a safety for the Razorback football team, earning a scholarship prior to the start of the 2014 season.

RAZORBACK BASKETBALL

THE #FASTEST40

LEADERSHIP

YEAR IN REVIEW

HISTORY

RECORDS

THE UNIVERSITY





\\ LEE MAYBERRY \\

Special Assistant to the Head Coach Second Season



One of the most decorated players in program history who was a key part of Arkansas' highly-successful transition from the Southwest Conference (SWC) to the Southeastern Conference (SEC), Lee Mayberry returned to join head coach Mike Anderson's staff and is in his second year back with the program in 2015-16.

A first round pick by the Milwaukee Bucks in the 1992 NBA Draft, Mayberry had a seven-year career in the NBA following his illustrious four years at Arkansas. He returned to finish his undergraduate degree in American Studies in 2014-15 and has stayed on staff after receiving his diploma.

Recruited and coached by Naismith Hall Of Fame inductee Nolan Richardson, Mayberry teamed with fellow 1992 NBA first round draft picks Todd Day and Oliver Miller to lead Arkansas to a 115-24 overall record, four straight conference titles (3 SWC & 1 SEC) and four NCAA Tournament appearances, highlighted by the run to the Final Four in 1990.

Mayberry's legacy is visible all over the Razorback record book as he still holds the program record for career steals (291), while ranking second in assists (729) and third in points (1,940). An All-SEC first team selection following Arkansas' first year in the league, Mayberry was also a two-time All-SWC first team honoree. Mayberry and the Razorbacks left the SWC in style, winning three straight league titles with a combined record of 42-6 before taking the SEC regular season crown in 1991-92 with a 13-3 mark.

Selected in the first round of the 1992 NBA Draft by the Bucks along with Day, Mayberry spent his first four years with Milwaukee and played in 328 consecutive games to open his career. His final three years in the NBA came with the Vancouver Grizzlies as he accumulated over 2,500 points and 1,700 assists over his seven seasons as a pro.

Following his NBA career, Mayberry became a mentor in the National Basketball Developmental League (NBDL) for three years before becoming an NBA Scout for the Golden State Warriors from 2009-2013. Mayberry is the Co-owner of the Playing With Basketball program. The faith-based program teaches youth the basics of basketball and stresses the importance of quality.

Mayberry is a native of Tulsa and a graduated from Will Rogers High School, where he won a state championship in 1988. He is married to his high school sweetheart Marla and together they have five daughters, Taleya, Kaylan, Maya, Wyvette and Rhyian and one Grandson, Noah Lee Alexander.





// WILL BARTLETT //

**Video Coordinator
Fifth Season**



Will Bartlett joined the Razorbacks in the summer of 2011 following the hiring of head coach Mike Anderson and is in his fifth year with the program in 2015-16. No stranger to Anderson's "Fastest 40 Minutes in Basketball," Bartlett worked with Anderson for five years as a student manager and graduate assistant at Missouri before taking Arkansas' Coordinator of Basketball Operations position prior to the 2011-12 season. Bartlett was promoted to the role of Video Coordinator in fall of 2013.

In his current role, Bartlett is in charge of collecting game tapes, breaking down practice and game footage for instructional use and organizing scouting video for the Razorback coaching staff.

After earning his undergraduate degree, Bartlett was retained by Anderson and his staff to work as a graduate assistant at Missouri. In that role, he coordinated film exchange, organized the video editing, assisted with scouting reports, oversaw the recruiting database and helped to organize summer camps.

Prior to his increased role, Bartlett was the head student manager at Missouri and helped coordinate visiting team practices, supervised campers at summer camps, set up a training program for new managers, organized practice equipment and assisted coaches with drills and workouts.

A 2009 graduate of Missouri with a degree in psychology, he also graduated with a master's degree in parks and recreation from Missouri in the spring of 2011. He was a multi-semester member of the Dean's List as an undergraduate and graduated in the top 15 percent of his class when he earned his master's degree.

A native of Macomb, Ill., Bartlett is the son of David and Martha Bartlett. He was a four-year letterwinner in soccer, basketball and baseball at Macomb High School.

RAZORBACK BASKETBALL

THE #FASTEST40

LEADERSHIP

YEAR IN REVIEW

// ADAM PETWAY //

**Head Strength & Conditioning
Second Season**



Adam Petway begins his third year with Arkansas men's basketball in 2015-16 and his second as the head strength and conditioning coach after being promoted from an assistant in the summer of 2014.

Petway oversees all aspects of the Arkansas men's basketball strength and conditioning program, including its unique performance training for head coach Mike Anderson's up-tempo style and nutritional guidelines.

In his time with the Razorbacks, Petway has worked diligently to ensure that his strength and conditioning style reflects Anderson's expectations. Aligning with the #Fastest40 mantra, Petway's workouts are explosive and fast. Petway's training platform is functionally bent and is specific to demands of the game and to the athlete's needs. He works closely with each player to develop individualized strength and conditioning programs.

Prior to joining Anderson and his staff at Arkansas, Petway spent two years as a basketball performance intern at Maryland. While in College Park, Md., Petway worked alongside Kyle Tarp and helped run all workouts in the then-new performance center and monitored each athlete's nutrition and post-workout supplementation.

Petway was also a key contributor in the player development aspect of Maryland's strength and conditioning program and was mentored by David Adkins, who is now the player development assistant for the Washington Wizards.

The Atlanta, Ga., native earned his degree from the United States Sports Academy in Sports Science in 2013.

HISTORY

RECORDS

THE UNIVERSITY



\\ TERRY MERCER //

**Executive Assistant
38th Season**



A major component of the University of Arkansas basketball program, Terry Mercer is in her 38th year as the executive assistant for Razorback basketball in 2015-16. Her friendly demeanor welcomes visitors to the offices at the brand new Basketball Performance Center.

Mercer, whose career has spanned five head coaches, was one of the first people to welcome Mike Anderson back to Fayetteville as the two spent 17 years together in his first stint with the program.

She handles all correspondence for coach Anderson and helps with the administrative details of the Mike Anderson Razorback Basketball Camps in addition to organizing Anderson's hectic schedule. Other duties include coordinating coach Anderson's speaking engagements and handling the day-to-day business for associate head coach Melvin Watkins.

Mercer has enjoyed the success of the Razorback program, making four trips to the Final Four and 23 NCAA Tournament excursions.

A native of Princeton, N.C., she graduated from Saratoga High School in 1972. She worked for Southern Piping Company in Wilson, N.C., for six years before her husband, Elton, was transferred to Fayetteville.

She and Elton have a daughter, Heather (Husband Ryan), a son, Jacob (Wife Danielle), and four granddaughters Caitlyn (13), Kenleigh (10), Lauren (14) and Laney (7).

\\ AMANDA CREAMER //

**Executive Assistant
Fifth Season**



Amanda Creamer is in her fifth year with the Razorbacks as an executive assistant in 2015-16. Joining the University for a second time, Creamer was a student at Arkansas and later assisted with the recruiting efforts and summer camps for three years before leaving, only to return when Mike Anderson was named head coach.

Prior to returning to her alma mater, Creamer was the executive assistant to Mike Anderson at Missouri. With the Tigers she maintained the day-to-day aspects of the office, handled coach Anderson's schedule and oversaw student workers, among other duties.

Creamer was the office manager for the women's basketball team at Alabama-Birmingham (UAB) for two years before moving to Columbia. In that capacity, she assisted with the statistical crew for home games along with her other day-to-day tasks for the Blazers and their Dragon Club.

A native of Harrison, Ark., Creamer earned her bachelor's degree in journalism from Arkansas in 2000 and is close to earning her masters in the same discipline. In six years with the Razorbacks, she worked as a student assistant in the Women's Communications Office as well as an intern in the men's Sports Information Office. She began her work with men's basketball during the summer of 2001.

In addition to her work in athletic departments, Creamer has also worked with the Columbia (Mo.) Chamber of Commerce in various capacities.




Kikko Hayder
Graduate Assistant



Ryne Colvin
Graduate Assistant



Riley Hall
Manager (Jr.)
Bryant, Ark.



Chandler Hamilton
Manager (Fr.)
Little Rock, Ark.



Velton Kennedy
Manager (Jr.)
Little Rock, Ark.



Glen McGann
Manager (Jr.)
St. Charles, Mo.



J.T. Plummer
Manager (So.)
San Antonio, Texas



Blake Rudolph
Manager (Jr.)
Chesterfield, Mo.



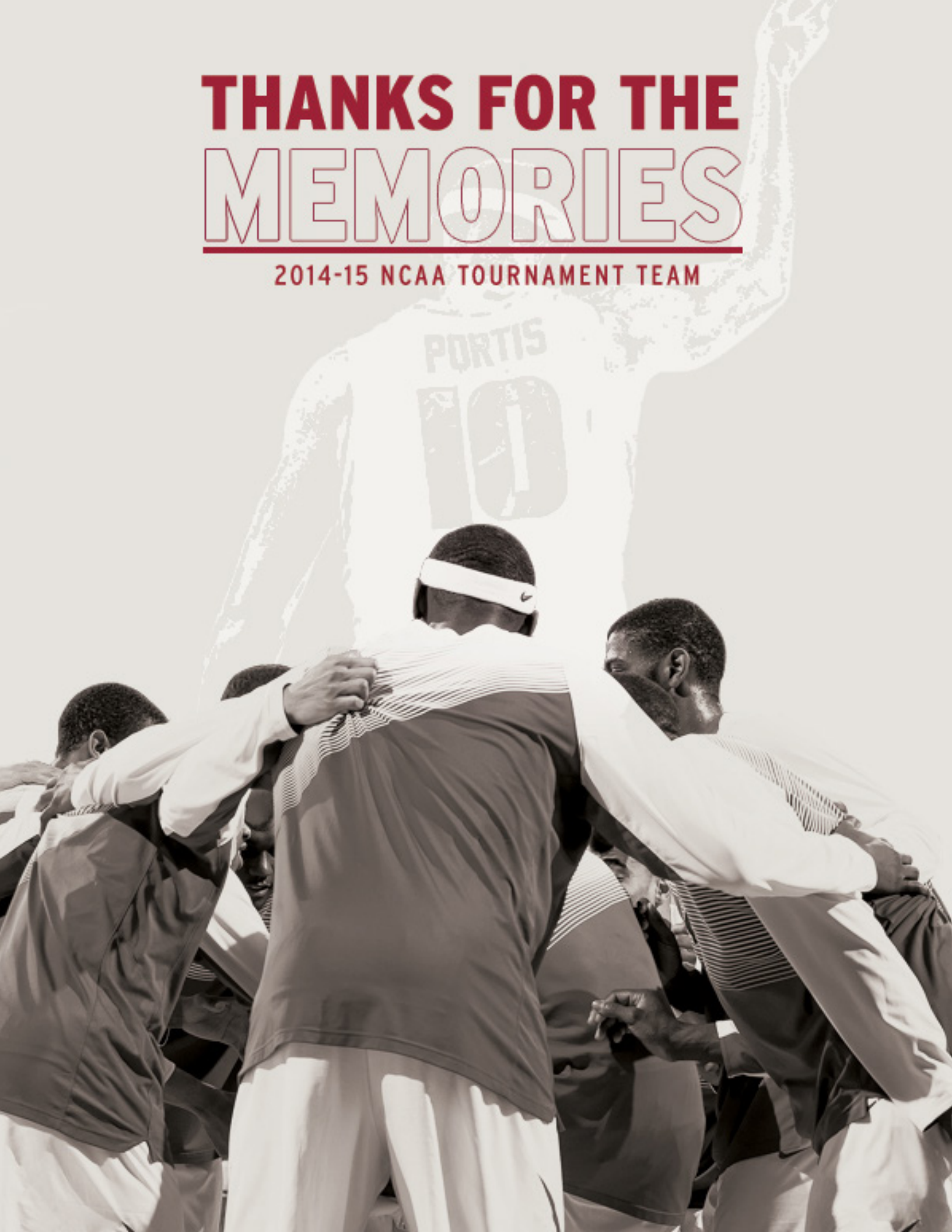
Tyler Sobey
Manager (Jr.)
New Diana, Texas

// YEAR IN REVIEW //



THANKS FOR THE MEMORIES

2014-15 NCAA TOURNAMENT TEAM





YEAR IN REVIEW

\\ THE RETURN TO GREATNESS

In its fourth season under head coach Mike Anderson, Arkansas put together the sixth-most wins in the program's storied 92-year history and made its 30th NCAA Tournament appearance and first since 2008. Arkansas' 27-9 record included a 13-5 mark in the SEC, which placed five teams in the 2015 NCAA Tournament. As the No. 2 seed in the SEC Tournament, the Razorbacks advanced to the championship game for the first time since 2008 and the sixth time in program history. The No. 2 seed marked the third straight year under Anderson that Arkansas has improved its seeding for the SEC Tournament by at least two spots.

\\ 1,000 POINT CLUB

Arkansas saw three players eclipse the 1,000-point mark for their Razorback careers in 2014-15, as Rashad Madden, Michael Qualls and Bobby Portis all reached the milestone in a span of 28 days. Madden was first up on Feb. 14 against Ole Miss, draining a three-pointer in the second half to become the 36th player in program history with 1,000 points, while Qualls followed on March 7 against LSU on a dunk with 2:57 remaining in the game. Portis made the trio complete on March 14 in the SEC Tournament, becoming in the 38th Razorback to score 1,000 points in the semifinal round against Georgia. Alandise Harris also eclipsed 1,000 points for his collegiate career, giving the Razorbacks four current 1,000-point scorers for the second time in program history. The 1990-91 club (Todd Day, Ron Huery, Lee Mayberry, Oliver Miller) is the only other Arkansas team to have four active 1,000-point scorers.

\\ HONORING THE LEGENDS

Arkansas turned its full attention to three legendary Razorbacks during the 2014-15 season. The banner ceremonies started with three-time all-American Sidney Moncrief on Feb. 7 against Mississippi State. Corliss Williamson, a member of the 1994 National Championship team and Final Four MVP, had his banner unfurled on Feb. 18 against Missouri, while his coach and Naismith Basketball Hall of Famer Nolan Richardson had his name added to the rafters on Feb. 24 against Texas A&M. Moncrief's banner was previously displayed in Barnhill Arena, but was moved to Bud Walton Arena to join the new honorees.

\\ SEC TOURNAMENT SUCCESS

Following a 13-5 record in conference play, Arkansas claimed the No. 2 seed in the SEC Tournament, its highest seed since the 2008 campaign. The Razorbacks opened play against Tennessee in the quarterfinals and picked up an 80-72 victory over the Volunteers, before allowing a program SEC Tournament record of 49 points to Georgia in the semifinals to grab an 11-point win. Arkansas made its sixth SEC Tournament championship game appearance and first since 2008 as it went head-to-head against top-ranked and unbeaten Kentucky. Michael Qualls landed on the All-Tournament team after averaging 17.6 points in three games.

\\ BACK IN THE BIG DANCE

After the most wins in a season since 1995, Arkansas made its 30th NCAA Tournament appearance in 2015 as the No. 5 seed in the West Region. The Razorbacks knocked off No. 12 seed Wofford in the second round to set up a third round match up with No. 4 seed North Carolina with a trip to the Sweet 16 on the line. Arkansas dropped a nine-point decision to the Tar Heels as Michael Qualls scored 27 points and Bobby Portis added 14 rebounds to end the year at 27-9.

\\ IN A CLASS BY HIMSELF

After his sophomore season, Bobby Portis put his name in the conversation with some of Arkansas' elite players in program history. He was the first player in program history with 1,000 career points and 500 career rebounds as a sophomore and during Arkansas' NCAA Tournament second round win over Wofford, Portis surpassed 600 points and 300 rebounds on the year, becoming the first player in program history to accomplish the feat. He was named SEC Player of the Year by the league head coaches and the Associated Press and earned All-America honors by Sporting News and the AP.

\\ THE FIRST TIME SINCE...

Category/Stat	Last Time It Happened or Best Since
27 Overall Wins	1994-95
24 Regular Season Wins	1994-95
NCAA Tournament Berth	2008
NCAA Tournament Win	2008
SEC Championship Appearance	2008
SEC Tournament Win	2008
13 SEC Wins	1993-94
7-Game SEC Win Streak	1993-94
6 SEC Road Wins	1993-94
3-Game SEC Road Win Streak	1997-98
Winning SEC Road Record	1994-95
7 SEC Wins by 5 Points Or Fewer	1994-95
Back-to-Back 20-Point SEC Wins	1993-94
Ranked at the NCAA Tournament	1999

\\ ONE-TWO PUNCH

Either junior Michael Qualls or sophomore Bobby Portis was Arkansas' top scorer in 32 of 36 games last season, combining for 30-plus points 24 times, 40-plus in eight games and two 50-point performances. Both finished in double figures 28 times while combining for 25 of the team's 28 20-point games. One of the two reached the 20-point plateau in 21 games. Qualls and Portis didn't just get it done on the offensive end as they ranked one and two on the team in rebounding, leading the way on the glass 33 times. Below is a look at the top scoring duos in the SEC.

	Program	PPG	Mins Per
Bobby Portis & Michael Qualls	Arkansas	33.4	60.1
KT Harrell & Antoine Mason	Auburn	32.9	61.9
Jarell Martin & Jordan Mickey	LSU	32.3	70.0
Stefan Moody & Jarvis Summers	Ole Miss	28.6	57.9
Danuel House & Jalen Jones	Texas A&M	28.5	61.3





2014-15 trends

At Home (Bud Walton Arena)	16-2
On The Road	7-5
Neutral	4-2
White Uniforms	20-2
Cardinal Uniforms	6-7
Anthracite Uniforms	1-0

Halftime/Leads/Overtime

Leading at the half, home	14-0
Leading at the half, road/neutral	7-0
Tied at the half, home	1-0
Tied at the half, road/neutral	0-0
Trailing at the half, home	1-2
Trailing at the half, road/neutral	4-7
Games decided by 5 points or less	8-4
Games decided by 10 points or less	12-5
Leading with 5:00 left	24-1
Leading with 2:00 left	25-2
Overtime games	1-1

Offense

Scoring less than 70 points	7-5
Scoring 70-79 points	6-3
Scoring 80-89 points	8-1
Scoring 90-99 points	4-0
Scoring 100+ points	2-0
2 Players Or Less in Double Figures	6-3
3 Players in Double Figures	9-1
4 Players in Double Figures	10-4
5 Players in Double Figures	1-1
6 Players in Double Figures	1-0
1 Player Scores 20 Points	11-4
2 Players Score 20 Points	5-1
When shooting 50 percent or higher	7-0
When shooting less than 50 percent	20-9

Rebounding/Turnovers

When outrebounding opponent	13-2
When outrebounded	11-7
When rebounds are even	3-0
When grabbing 10+ offensive reb	20-8
When forcing 15+ turnovers	20-1
When committing less than 15 turn	25-6
When committing 15+ turnovers	2-3

Top Scorers (Includes Ties)

Anthlon Bell	1-0
Alandise Harris	2-0
Rashad Madden	2-0
Bobby Portis	14-5
Michael Qualls	10-4

Top Rebounders (Includes Ties)

Anton Beard	1-0
Alandise Harris	1-0
Rashad Madden	1-1
Bobby Portis	21-7
Michael Qualls	7-1
Jacorey Williams	1-0

Days Of The Week

Monday	1-0
Tuesday	6-1
Wednesday	2-0
Thursday	3-1
Friday	3-0
Saturday	9-5
Sunday	3-2



// FROM THE #FASTEST40 TO THE WINDY CITY

Accompanied by his mother and three younger brothers in the Green Room of the Barclays Center at the 2015 NBA Draft in Brooklyn, N.Y., former Arkansas All-American and reigning SEC Player of the Year Bobby Portis' dream came true in a matter of seconds, when NBA commissioner Adam Silver read his name. "With the 22nd pick in the 2015 NBA Draft, the Chicago Bulls select Bobby Portis from the University of Arkansas." Portis was the 12th player in Arkansas history to be selected in the first round of the NBA Draft and the first since 2006.

// THE #FASTEST40 IN FULL EFFECT

In Mike Anderson's #Fastest40 style of play, Arkansas once again dominated opponents in 2014-15 and led the SEC in five different statistical categories, including scoring (77.4), assists (16.1) and turnover margin (+3.8). The Razorbacks went 20-1 when forcing 15 or more turnovers, while leading the conference at 7.7 steals per game, recording 277 total steals on the year. Arkansas scored 20-plus points off turnovers in 15 games and forced its opponents into double-digit turnovers in 19 halves. The Razorbacks are 27-1 all-time under Anderson when the opponents commit 20 turnovers.

// SEC WINNING WAYS

Over the last two years, Arkansas has produced a seven-game and a six-game SEC win streak. The six-game win streak in 2013-14 came at the very end of the season and combined with the team's 13-5 SEC record in 2014-15; the Razorbacks are 19-6 in their last 25 league contests. Arkansas ranks second in the SEC in total wins over its last 25 conference games, trailing only Kentucky at 21-4.

// #NYLONBELL

Junior Anthlon Bell led Arkansas with 65 three-pointers last year, making him the third player in program history to lead the team in three-pointers each of his first three years. He ranks 10th all-time with 148 career treys and shot 50 percent or better from behind the arc 10 times last season. Arkansas is 21-5 all-time when he scores double figures and 19-5 when hitting at least a trio of three-pointers.

RAZORBACK BASKETBALL

THE #FASTEST40

LEADERSHIP

YEAR IN REVIEW

HISTORY

RECORDS

THE UNIVERSITY



YEAR IN REVIEW

\\ SCHEDULE & RESULTS

DATE	OPPONENT	SCORE	Record (SEC)	ATTEND	HIGH POINTS	HIGH REBOUNDS
Nov. 16	ALABAMA STATE	W, 97-79	1-0	14,318	Portis (24)	Harris (6)
Nov. 19	WAKE FOREST	W, 83-53	2-0	14,574	Madden (11)	Portis (7)
Nov. 21	DELAWARE STATE	W, 99-71	3-0	14,740	Qualls (20)	Beard (7)
Nov. 25	at SMU	W, 78-72	4-0	7,086	Portis (22)	Qualls/Portis (5)
Nov. 28	NORTH TEXAS	W, 89-73	5-0	14,885	Qualls (22)	Qualls (9)
Nov. 30	IONA	W, 94-77	6-0	14,618	Bell/Qualls (20)	Qualls/Portis (9)
Dec. 4	at #20/#19 Iowa State^	L, 77-95	6-1	14,384	Portis (19)	Portis (8)
Dec. 7	at Clemson	L, 65-68 (OT)	6-2	6,764	Qualls (21)	Portis (7)
Dec. 13	DAYTON	W, 69-55	7-2	15,313	Portis (18)	Portis (9)
Dec. 20	SOUTHEAST MISSOURI\$	W, 84-67	8-2	11,375	Portis (24)	Portis (9)
Dec. 22	MILWAUKEE	W, 84-54	9-2	15,018	Portis (18)	Portis (10)
Dec. 28	NORTHWESTERN STATE	W, 100-92	10-2	15,738	Qualls (28)	Portis (12)
Jan. 3	UTAH VALLEY	W, 79-46	11-2	15,410	Harris (17)	Qualls/Portis (9)
Jan. 6	at Georgia*	W, 79-75	12-2 (1-0)	7,937	Portis (21)	Qualls (7)
Jan. 10	VANDERBILT*	W, 82-70	13-2 (2-0)	17,238	Portis (32)	Portis (11)
Jan. 13	at Tennessee*	L, 69-74	13-3 (2-1)	13,366	Portis (17)	Portis (11)
Jan. 17	OLE MISS*	L, 82-96	13-4 (2-2)	18,352	Portis (23)	Portis (10)
Jan. 22	ALABAMA*	W, 93-91 (OT)	14-4 (3-2)	15,032	Qualls (30)	Portis (13)
Jan. 24	at Missouri*	W, 61-60	15-4 (4-2)	11,022	Harris (14)	Portis (10)
Jan. 27	TENNESSEE*	W, 69-64	16-4 (5-2)	14,297	Qualls, Portis (17)	Portis (8)
Jan. 31	at Florida*	L, 56-57	16-5 (5-3)	11,861	Portis (21)	Portis (10)
Feb. 3	SOUTH CAROLINA*	W, 75-55	17-5 (6-3)	14,846	Portis (18)	Portis (13)
Feb. 7	MISSISSIPPI STATE*	W, 61-41	18-5 (7-3)	18,283	Portis (19)	Portis (11)
Feb. 10	at Auburn*	W, 101-87	19-5 (8-3)	6,526	Portis (22)	Portis (8)
Feb. 14	at Ole Miss*	W, 71-70	20-5 (9-3)	8,719	Qualls (15)	Qualls (9)
Feb. 18	MISSOURI*	W, 84-69	21-5 (10-3)	15,740	Qualls (21)	Portis (9)
Feb. 21	at Mississippi State*	W, 65-61	22-5 (11-3)	6,254	Madden (16)	Portis (9)
Feb. 24	TEXAS A&M*	W, 81-75	23-5 (12-3)	16,117	Portis (22)	Madden, Qualls (5)
Feb. 28	at #1 Kentucky*	L, 67-84	23-6 (12-4)	24,416	Qualls (17)	Qualls (9)
March 5	at South Carolina*	W, 78-74	24-6 (13-4)	10,065	Portis (24)	Portis (8)
March 7	LSU*	L, 78-81	24-7 (13-5)	18,966	Portis (21)	Portis (15)
March 13	vs #10 Tennessee%	W, 80-72	25-7	13,135	Portis (26)	Portis (11)
March 14	vs #3 Georgia%	W, 60-49	26-7	19,232	Qualls (15)	Portis (12)
March 15	vs #1 Kentucky%	L, 63-78	26-8	20,315	Qualls (18)	Madden (4)
March 19	vs #12 Wofford#	W, 56-53	27-8	12,761	Qualls (20)	Portis (13)
March 21	vs #4 North Carolina#	L, 78-87	27-9	13,687	Qualls (27)	Portis (14)

Home Games in CAPS | ^ = Big 12/SEC Challenge | \$ = North Little Rock, Ark. (Verizon Arena)
 * = SEC Game | % = SEC Tournament (Nashville, Tenn.) | # = NCAA Tournament (Jacksonville, Fla.)



// GAME-BY-GAME STARTING LINEUPS

DATE	OPPONENT	G	G	G	F	F	RECORD
Nov. 16	ALABAMA STATE	Durham	Bell	Qualls	Harris	Portis	1-0 (1)
Nov. 19	WAKE FOREST	Madden	Bell	Qualls	Harris	Portis	1-0 (2)
Nov. 21	DELAWARE STATE	Madden	Bell	Qualls	Harris	Portis	2-0
Nov. 25	at SMU	Madden	Bell	Qualls	Harris	Portis	3-0
Nov. 28	NORTH TEXAS	Madden	Bell	Qualls	Harris	Portis	4-0
Nov. 30	IONA	Madden	Bell	Qualls	Williams	Portis	1-0 (3)
Dec. 04	at No. 20/19 Iowa State^	Madden	Bell	Qualls	Harris	Portis	4-1
Dec. 07	at Clemson	Madden	Bell	Qualls	Harris	Portis	4-2
Dec. 13	DAYTON	Durham	Bell	Qualls	Williams	Portis	1-0 (4)
Dec. 20	vs. Southeast Missouri\$	Durham	Bell	Qualls	Williams	Portis	2-0
Dec. 22	MILWAUKEE	Durham	Bell	Qualls	Williams	Portis	3-0
Dec. 28	NORTHWESTERN STATE	Madden	Bell	Qualls	Williams	Portis	2-0
Jan. 03	UTAH VALLEY	Durham	Madden	Qualls	Kingsley	Portis	1-0 (5)
Jan. 06	at Georgia*	Durham	Madden	Qualls	Kingsley	Portis	2-0
Jan. 10	VANDERBILT*	Durham	Madden	Qualls	Kingsley	Portis	3-0
Jan. 13	at Tennessee*	Durham	Madden	Qualls	Williams	Portis	0-1 (6)
Jan. 17	OLE MISS*	Durham	Madden	Qualls	Kingsley	Portis	3-1
Jan. 22	ALABAMA*	Madden	Bell	Qualls	Harris	Portis	5-2
Jan. 24	at Missouri*	Madden	Bell	Qualls	Harris	Portis	6-2
Jan. 27	TENNESSEE*	Madden	Bell	Qualls	Harris	Portis	7-2
Jan. 31	at Florida*	Beard	Madden	Qualls	Harris	Portis	0-1 (7)
Feb. 03	SOUTH CAROLINA*	Beard	Bell	Madden	Harris	Portis	1-0 (8)
Feb. 07	MISSISSIPPI STATE*	Beard	Madden	Qualls	Harris	Portis	1-1
Feb. 10	at Auburn*	Beard	Madden	Qualls	Harris	Portis	2-1
Feb. 14	at Ole Miss*	Beard	Madden	Qualls	Harris	Portis	3-1
Feb. 18	MISSOURI*	Beard	Madden	Qualls	Harris	Portis	4-1
Feb. 21	at Mississippi State*	Beard	Madden	Qualls	Harris	Portis	5-1
Feb. 24	TEXAS A&M*	Beard	Madden	Qualls	Harris	Portis	6-1
Feb. 28	at Kentucky*	Beard	Madden	Qualls	Harris	Portis	6-2
March 05	at South Carolina*	Beard	Madden	Qualls	Harris	Portis	7-2
March 07	LSU*	Beard	Madden	Qualls	Harris	Portis	7-3
March 13	vs. Tennessee%	Beard	Madden	Qualls	Harris	Portis	8-3
March 14	vs. Georgia%	Beard	Madden	Qualls	Harris	Portis	9-3
March 15	vs. Kentucky%	Beard	Madden	Williams	Harris	Portis	1-0 (9)
March 19	vs. Wofford#	Beard	Madden	Qualls	Harris	Portis	10-3
March 21	vs. North Carolina#	Beard	Madden	Qualls	Harris	Portis	10-4

Home Games in CAPS | ^ = Big 12/SEC Challenge | \$ = North Little Rock, Ark. (Verizon Arena) | * = SEC Game | % = SEC Tournament | # = NCAA Tournament

// GAME HIGHS

Arkansas Team Game Highs

Points	101	at Auburn (02/10/15)
Field Goals Made	35	at Auburn (02/10/15)
Field Goal Attempts	71	SOUTH CAROLINA (02/03/15)
	71	ALABAMA (01/22/15)
Field Goal Percentage	.538 (35-65)	at Auburn (02/10/15)
3-Point FG Made	11	at Auburn (02/10/15)
3-Point FG Attempts	25	LSU (03/07/15)
3-Pt FG Pct	.478 (11-23)	at Auburn (02/10/15)
Free Throws Made	30	OLE MISS (01/17/15)
Free Throw Attempts	41	ALABAMA (01/22/15)
Free Throw Percentage	.846 (11-13)	at Georgia (01/06/15)
Rebounds	47	ALABAMA (01/22/15)
Assists	23	at Auburn (02/10/15)
Steals	15	MISSISSIPPI STATE (02/07/15)
Blocked Shots	12	TEXAS A&M (02/24/15)
Turnovers	18	TENNESSEE (01/27/15)
	18	at Tennessee (01/13/15)
Fouls	30	at Auburn (02/10/15)

Arkansas Individual Game Highs

Points	32	Portis, Bobby vs Vanderbilt (01/10/15)
Field Goals Made	13	Portis, Bobby vs Vanderbilt (01/10/15)
Field Goal Attempts	18	Qualls, Michael at South Carolina (03/05/15)
	18	Portis, Bobby vs Vanderbilt (01/10/15)
FG Pct (min 5 made)	1.000 (5-5)	Beard, Anton at Ole Miss (02/14/15)
3-Point FG Made	5	Bell, Anthlon at South Carolina (03/05/15)
3-Point FG Attempts	11	Bell, Anthlon vs LSU (03/07/15)
3-Pt FG Pct (min 2 made)	1.000 (4-4)	Beard, Anton at Ole Miss (02/14/15)
Free Throws Made	12	Madden, Rashad vs Ole Miss (01/17/15)
Free Throw Attempts	14	Portis, Bobby vs Ole Miss (01/17/15)
	14	Madden, Rashad vs Ole Miss (01/17/15)
FT Pct (min 3 made)	1.000 (6-6)	Harris, Alandise vs LSU (03/07/15)
	1.000 (6-6)	Beard, Anton at Mississippi St. (02/21/15)
Rebounds	15	Portis, Bobby vs LSU (03/07/15)
Assists	9	Madden, Rashad at South Carolina (03/05/15)
Steals	4	Four Times
Blocked Shots	5	Kingsley, Moses at Mississippi State (02/21/15)
Turnovers	6	Harris, Alandise at Florida (01/31/15)
Fouls	5	Six Times
Minutes	38	Qualls, Michael vs Alabama (01/22/15)

RAZORBACK BASKETBALL

THE #FASTEST40

LEADERSHIP

YEAR IN REVIEW

HISTORY

RECORDS

THE UNIVERSITY



YEAR IN REVIEW

\\ OVERALL STATISTICS

#	Player	GP-GS	Min	Avg	TOTAL		3-PTS		F-Throw		REBOUNDS										Pts	Avg	
					FG-FGA	Pct	3FG-FGA	Pct	FT-FTA	Pct	Off	Def	Tot	Avg	PF	FO	A	TO	Blk	Stl			
10	Portis, Bobby	36-36	1076	29.9	250-466	.536	14-30	.467	115-156	.737	133	188	321	8.9	78	3	42	56	50	39	629	17.5	
24	Qualls, Michael	36-34	1086	30.2	180-413	.436	55-165	.333	158-204	.775	59	133	192	5.3	62	0	60	61	17	32	573	15.9	
00	Madden, Rashad	36-32	978	27.2	100-236	.424	46-122	.377	100-116	.862	31	101	132	3.7	80	0	164	84	5	29	346	9.6	
05	Bell, Anthlon	36-16	660	18.3	95-257	.370	65-185	.351	29-41	.707	12	30	42	1.2	62	0	50	32	4	21	284	7.9	
02	Harris, Alandise	35-26	748	21.4	96-202	.475	9-32	.281	65-90	.722	38	77	115	3.3	74	2	53	41	35	28	266	7.6	
31	Beard, Anton	35-16	662	18.9	66-172	.384	31-88	.352	35-55	.636	31	36	67	1.9	84	4	53	32	0	35	198	5.7	
22	Williams, Jacorey	36-7	582	16.2	73-179	.408	0-0	.000	25-59	.424	32	69	101	2.8	64	0	39	33	15	24	171	4.8	
33	Kingsley, Moses	36-4	391	10.9	49-101	.485	0-0	.000	33-53	.623	45	45	90	2.5	56	0	11	23	38	15	131	3.6	
21	Watkins, Manuale	36-0	502	13.9	38-68	.559	0-7	.000	17-24	.708	17	56	73	2.0	54	0	39	28	0	37	93	2.6	
04	Durham, Jabril	36-9	359	10.0	20-66	.303	15-42	.357	11-14	.786	8	19	27	0.8	39	0	52	27	0	10	66	1.8	
14	Babb, Nick	26-0	125	4.8	7-22	.318	3-9	.333	2-2	1.000	6	14	20	0.8	7	0	14	5	3	5	19	0.7	
55	Miles, Keaton	16-0	48	3.0	3-9	.333	0-1	.000	0-2	.000	2	4	6	0.4	20	0	1	2	0	1	6	0.4	
01	Thompson, Trey	14-0	33	2.4	1-5	.200	0-0	.000	3-3	1.000	3	3	6	0.4	3	0	1	4	1	1	5	0.4	
TM	TEAM.....										53	45	98	2.7	1							2	
	Total.....	36	7250		978-2196	.445	238-681	.349	593-819	.724	470	820	1290	35.8	684	9	579	430	168	277	2787	77.4	
	Opponents.....	36	7250		869-2031	.428	223-634	.352	564-789	.715	433	848	1281	35.6	696	15	448	567	104	206	2525	70.1	

SCORE BY PERIODS:	1st	2nd	OT	Total
Arkansas	1337	1427	23	2787
Opponents	1190	1311	24	2525

DEADBALL REBOUNDS:	OFF	DEF	TOTAL
Arkansas	105	19	124
Opponents	115	21	136

\\ SEC STATISTICS

#	Player	GP-GS	Min	Avg	TOTAL		3-PTS		F-Throw		REBOUNDS										Pts	Avg	
					FG-FGA	Pct	3FG-FGA	Pct	FT-FTA	Pct	Off	Def	Tot	Avg	PF	FO	A	TO	Blk	Stl			
10	Portis, Bobby	18-18	562	31.2	136-243	.560	3-12	.250	60-76	.789	71	97	168	9.3	38	1	22	31	34	17	335	18.6	
24	Qualls, Michael	18-17	551	30.6	82-215	.381	27-87	.310	82-112	.732	37	65	102	5.7	34	0	29	28	8	19	273	15.2	
00	Madden, Rashad	18-18	529	29.4	53-124	.427	24-68	.353	46-56	.821	20	57	77	4.3	40	0	80	38	1	17	176	9.8	
02	Harris, Alandise	18-14	404	22.4	50-108	.463	4-15	.267	29-36	.806	19	28	47	2.6	41	2	33	21	22	13	133	7.4	
05	Bell, Anthlon	18-4	296	16.4	43-123	.350	30-90	.333	15-23	.652	5	14	19	1.1	31	0	25	15	2	9	131	7.3	
31	Beard, Anton	18-11	383	21.3	42-94	.447	22-56	.393	23-38	.605	11	16	27	1.5	53	3	32	17	0	21	129	7.2	
22	Williams, Jacorey	18-1	276	15.3	30-83	.361	0-0	.000	12-29	.414	14	28	42	2.3	33	0	12	11	8	14	72	4.0	
21	Watkins, Manuale	18-0	245	13.6	17-27	.630	0-2	.000	6-8	.750	7	25	32	1.8	23	0	20	14	0	15	40	2.2	
33	Kingsley, Moses	18-3	176	9.8	15-38	.395	0-0	.000	10-18	.556	12	20	32	1.8	24	0	4	10	22	5	40	2.2	
04	Durham, Jabril	18-4	154	8.6	7-26	.269	5-15	.333	0-0	.000	4	4	8	0.4	18	0	15	16	0	6	19	1.1	
55	Miles, Keaton	5-0	11	2.2	1-2	.500	0-0	.000	0-0	.000	0	1	1	0.2	3	0	0	0	0	0	2	0.4	
01	Thompson, Trey	6-0	9	1.5	0-0	.000	0-0	.000	2-2	1.000	0	0	0	0.0	1	0	0	2	1	1	2	0.3	
14	Babb, Nick	11-0	29	2.6	0-6	.000	0-2	.000	0-0	.000	1	3	4	0.4	2	0	1	2	1	2	0	0.0	
TM	TEAM.....										22	25	47	2.6	1							1	
	Total.....	18	3625		476-1089	.437	115-347	.331	285-398	.716	223	383	606	33.7	342	6	273	206	99	139	1352	75.1	
	Opponents.....	18	3625		442-1002	.441	115-310	.371	285-400	.713	226	440	666	37.0	337	7	221	293	54	107	1284	71.3	

SCORE BY PERIODS:	1st	2nd	OT	Total
Arkansas	661	676	15	1352
Opponents	616	655	13	1284

DEADBALL REBOUNDS:	OFF	DEF	TOTAL
Arkansas	52	7	59
Opponents	59	11	70



Senior Rashad Madden led Arkansas with 164 assists during the 2014-15 season, more than double any other player on the team. He tallied a career-high nine assists against South Carolina on March 5 and his 370 career helpers rank fifth all-time in program history.

// POINTS - REBOUNDS - ASSISTS

Opponent	00 Madden	01 Thompson	02 Harris	04 Durham	05 Bell	10 Portis	14 Babb	21 Watkins	22 Williams	24 Qualls	31 Beard	33 Kingsley	55 Miles
ALABAMA STATE	6-0-6	DNP	13-6-3	4-1-6	20-0-3	24-4-0	8-3-0	8-3-0	2-2-1	13-3-3	2-2-1	5-4-2	0-0-0
WAKE FOREST	11-3-3	0-1-0	10-2-0	6-5-6	3-0-0	10-7-2	5-1-0	2-4-1	10-5-4	4-2-0	10-1-0	10-2-1	2-1-1
DELAWARE STATE	9-3-8	0-1-1	8-4-1	0-1-2	14-2-1	14-6-0	3-2-5	6-2-2	14-0-1	20-3-1	5-7-4	6-4-0	0-4-0
at SMU	10-1-5	DNP	2-3-2	0-1-1	7-1-1	22-5-0	0-0-0	5-1-0	9-5-2	13-5-4	6-1-1	4-4-0	0-0-0
NORTH TEXAS	15-5-7	0-1-0	1-1-0	5-1-1	15-2-2	6-6-0	0-0-1	4-6-3	9-3-3	22-9-2	3-2-1	9-8-1	0-0-0
IONA	16-7-7	DNP	DNP	0-0-0	20-2-0	11-9-1	2-4-2	6-4-2	8-4-2	20-9-3	8-2-0	3-5-1	0-0-0
at Iowa State	13-1-5	DNP	15-3-3	0-1-3	4-1-1	19-8-0	0-1-0	2-6-5	4-2-1	10-2-1	5-1-3	5-0-0	DNP
at Clemson	0-2-5	DNP	6-2-1	2-0-0	8-1-1	18-7-2	0-0-0	2-2-1	4-1-0	21-6-1	0-1-0	4-0-0	DNP
DAYTON	12-2-1	0-0-0	5-2-3	9-2-2	4-4-3	18-9-1	0-0-1	2-0-0	6-6-4	6-3-1	3-1-0	4-4-0	0-0-0
SOUTHEAST MISSOURI	7-2-4	0-1-0	9-5-3	0-1-4	12-2-2	24-9-0	0-1-0	2-3-3	5-1-0	15-5-1	6-2-2	4-2-1	0-0-0
MILWAUKEE	15-4-6	0-1-0	3-6-1	3-4-2	8-3-2	18-10-2	2-1-1	2-0-0	4-6-1	17-4-2	3-3-2	7-2-0	2-0-0
NORTHWESTERN STATE	12-3-8	DNP	6-3-0	3-0-3	9-1-2	22-12-2	0-3-0	4-3-1	12-7-3	28-7-4	DNP	4-2-0	DNP
UTAH VALLEY	8-3-5	3-1-0	17-5-0	4-1-1	2-4-3	12-9-1	2-3-0	6-4-1	4-4-1	11-9-1	0-4-0	10-5-1	DNP
at Georgia	0-1-3	DNP	15-3-1	3-0-2	5-0-0	21-5-1	DNP	6-4-1	2-1-0	17-7-0	6-1-1	4-2-0	DNP
VANDERBILT	8-2-6	DNP	0-2-1	2-2-1	7-1-1	32-11-0	DNP	1-1-0	10-3-2	20-6-0	0-0-1	2-0-0	DNP
at Tennessee	6-1-7	DNP	4-0-1	0-0-3	8-2-2	17-11-0	DNP	3-5-2	4-4-1	15-5-2	12-0-3	0-1-0	DNP
OLE MISS	22-5-2	DNP	2-4-3	0-0-2	10-3-3	23-10-2	0-0-0	0-1-0	3-0-0	22-4-1	0-0-0	0-0-0	DNP
ALABAMA	17-5-3	DNP	8-4-3	2-1-0	4-0-0	10-13-3	0-3-0	0-0-1	5-5-1	30-8-3	11-2-0	6-6-1	DNP
at Missouri	7-9-3	DNP	14-5-1	3-0-0	8-2-1	12-10-1	0-0-0	2-1-0	0-1-1	8-4-2	7-1-1	0-0-0	DNP
TENNESSEE	9-3-3	DNP	10-4-1	0-1-3	4-2-3	17-8-1	0-0-0	0-2-3	0-0-0	17-6-4	10-0-1	2-2-0	DNP
at Florida	5-8-3	DNP	3-4-2	0-2-0	0-0-2	21-10-1	DNP	4-1-1	4-2-0	5-5-1	10-3-1	4-0-0	DNP
SOUTH CAROLINA	9-3-5	0-0-0	7-4-3	0-0-0	6-1-2	18-13-2	0-1-0	4-5-1	7-4-0	11-9-0	7-4-1	6-1-0	0-0-0
MISSISSIPPI STATE	7-4-4	2-0-0	9-1-2	0-0-0	12-1-2	19-11-1	0-0-0	2-4-1	2-2-0	3-0-0	5-2-3	0-5-1	0-0-0
at Auburn	12-4-8	0-0-0	10-1-0	3-0-2	16-2-1	22-8-2	0-0-0	2-1-2	6-4-1	19-2-2	7-5-5	2-3-0	2-1-0
at Ole Miss	10-5-6	DNP	6-1-3	3-1-1	0-0-0	12-5-1	DNP	8-1-1	0-1-0	15-9-2	14-0-4	3-3-0	DNP
MISSOURI	5-3-3	0-0-0	8-4-2	0-1-0	8-1-2	16-9-0	0-0-0	4-3-2	7-2-1	21-6-4	13-3-5	2-0-1	0-0-0
at Mississippi State	16-2-2	DNP	0-2-1	0-0-0	0-0-1	13-9-1	DNP	0-0-2	7-3-1	14-3-0	11-2-2	4-6-0	DNP
TEXAS A&M	11-5-5	DNP	11-3-4	3-0-0	14-1-3	22-4-1	0-0-1	0-0-3	4-1-1	6-5-2	8-1-1	2-1-0	DNP
at Kentucky	11-3-3	0-0-0	12-1-2	0-0-0	0-0-0	15-8-1	0-0-0	2-0-0	4-3-0	17-9-2	5-3-2	1-2-0	0-0-0
at South Carolina	9-7-9	0-0-0	4-2-0	0-0-1	17-2-1	24-8-0	0-0-0	2-1-0	4-5-2	18-7-0	0-0-0	0-0-1	DNP
LSU	12-7-5	DNP	10-2-3	0-0-0	12-1-1	21-15-4	DNP	0-2-0	3-1-1	15-7-4	3-0-1	2-0-0	DNP
vs Tennessee	9-5-1	0-0-0	14-9-2	0-0-0	6-0-2	26-11-2	0-0-0	0-0-0	0-2-0	20-2-1	5-3-5	0-2-0	0-0-0
vs Georgia	6-3-1	DNP	8-4-0	0-1-1	10-0-0	4-12-1	5-0-3	2-1-0	4-3-1	15-6-1	4-6-1	2-4-0	0-0-0
vs Kentucky	4-4-2	DNP	8-3-0	3-0-0	0-0-0	13-2-1	0-0-0	0-0-0	2-3-1	18-2-1	9-3-0	6-3-0	DNP
vs Wofford	4-5-5	DNP	8-8-1	3-0-2	0-0-1	15-13-2	DNP	0-1-0	2-2-1	20-3-1	0-0-0	4-2-0	DNP
vs North Carolina	13-2-5	DNP	0-2-0	5-0-3	11-0-1	18-14-3	DNP	0-1-0	0-3-1	27-10-3	0-1-1	4-5-0	DNP

RAZORBACK BASKETBALL

THE #FASTEST40

LEADERSHIP

YEAR IN REVIEW

HISTORY

RECORDS

THE UNIVERSITY



YEAR IN REVIEW

\\ TEAM GAME-BY-GAME STATISTICS

Opponent	W/L	Score	TOTAL		3-PTS		F-Throw		REBOUNDS							Pts	Avg		
			FG-FGA	Pct	3FG-FGA	Pct	FT-FTA	Pct	Off	Def	Tot	Avg	PF	A	TO			Blk	Stl
ALABAMA STATE	W	97-79	34-60	.567	8-14	.571	21-29	.724	6	21	27	27.0	13	25	14	6	14	97	97.0
WAKE FOREST	W	83-53	32-61	.525	7-15	.467	12-18	.667	11	25	36	31.5	19	18	12	4	13	83	90.0
DELAWARE STATE	W	99-71	35-72	.486	10-19	.526	19-27	.704	19	26	45	36.0	17	26	14	5	9	99	93.0
at SMU	W	78-72	24-53	.453	6-15	.400	24-33	.727	10	20	30	34.5	28	16	13	1	10	78	89.2
NORTH TEXAS	W	89-73	29-71	.408	11-27	.407	20-25	.800	21	26	47	37.0	19	21	6	4	3	89	89.2
IONA	W	94-77	34-83	.410	11-25	.440	15-23	.652	21	30	51	39.3	15	18	11	4	8	94	90.0
at Iowa State	L	77-95	28-58	.483	9-25	.360	12-19	.632	9	19	28	37.7	20	22	14	4	7	77	88.1
at Clemson	LOT	65-68	25-57	.439	6-21	.286	9-12	.750	12	16	28	36.5	17	11	13	2	7	65	85.2
DAYTON	W	69-55	24-49	.490	5-13	.385	16-21	.762	10	24	34	36.2	16	16	16	6	9	69	83.4
SOUTHEAST MISSOURI	W	84-67	28-56	.500	7-19	.368	21-29	.724	8	26	34	36.0	22	20	13	2	7	84	83.5
MILWAUKEE	W	84-54	30-67	.448	7-19	.368	17-23	.739	17	32	49	37.2	24	19	13	3	11	84	83.5
NORTHWESTERN STATE	W	100-92	38-76	.500	9-24	.375	15-23	.652	22	23	45	37.8	15	23	8	5	3	100	84.9
UTAH VALLEY	W	79-46	27-67	.403	4-21	.190	21-25	.840	16	39	55	39.2	10	14	11	6	8	79	84.5
at Georgia	W	79-75	31-60	.517	6-14	.429	11-13	.846	7	18	25	38.1	19	9	9	3	9	79	84.1
VANDERBILT	W	82-70	28-59	.475	5-14	.357	21-28	.750	15	18	33	37.8	17	12	11	5	13	82	83.9
at Tennessee	L	69-74	26-57	.456	8-20	.400	9-14	.643	10	22	32	37.4	23	21	18	4	8	69	83.0
OLE MISS	L	82-96	22-53	.415	8-22	.364	30-39	.769	14	13	27	36.8	22	13	12	5	4	82	82.9
ALABAMA	WOT	93-91	29-71	.408	6-23	.261	29-41	.707	21	26	47	37.4	22	15	10	4	8	93	83.5
at Missouri	W	61-60	23-63	.365	4-16	.250	11-18	.611	16	23	39	37.5	14	10	3	3	3	61	82.3
TENNESSEE	W	69-64	24-51	.471	6-19	.316	15-22	.682	8	23	31	37.2	13	19	18	6	3	69	81.7
at Florida	L	56-57	24-60	.400	3-16	.188	5-7	.714	13	23	36	37.1	18	11	16	4	6	56	80.4
SOUTH CAROLINA	W	75-55	28-71	.394	2-13	.154	17-22	.773	15	31	46	37.5	21	14	9	8	7	75	80.2
MISSISSIPPI STATE	W	61-41	24-64	.375	5-22	.227	8-11	.727	10	24	34	37.3	17	14	11	6	15	61	79.3
at Auburn	W	101-87	35-65	.538	11-23	.478	20-25	.800	7	26	33	37.2	30	23	10	7	10	101	80.2
at Ole Miss	W	71-70	28-59	.475	9-20	.450	6-10	.600	9	22	31	36.9	17	18	11	7	2	71	79.9
MISSOURI	W	84-69	27-58	.466	10-22	.455	20-31	.645	12	21	33	36.8	18	20	8	4	9	84	80.0
at Mississippi State	W	65-61	19-54	.352	3-15	.200	24-31	.774	13	18	31	36.6	19	10	14	11	7	65	79.5
TEXAS A&M	W	81-75	29-57	.509	10-24	.417	13-21	.619	10	13	23	36.1	17	21	10	12	12	81	79.5
at Kentucky	L	67-84	21-56	.375	5-18	.278	20-25	.800	10	22	32	35.9	20	10	12	0	4	67	79.1
at South Carolina	W	78-74	30-65	.462	7-21	.333	11-17	.647	15	19	34	35.9	23	14	12	3	10	78	79.1
LSU	L	78-81	28-66	.424	7-25	.280	15-23	.652	18	21	39	36.0	12	19	12	7	9	78	79.0
vs Tennessee	W	80-72	22-51	.431	4-16	.250	32-39	.821	10	25	35	35.9	26	13	12	5	7	80	79.1
vs Georgia	W	60-49	22-59	.373	4-15	.267	12-15	.800	14	27	41	36.1	20	9	11	3	5	60	78.5
vs Kentucky	L	63-78	24-54	.444	4-13	.308	11-17	.647	13	12	25	35.8	22	5	12	3	4	63	78.0
vs Wofford	W	56-53	22-48	.458	3-8	.375	9-16	.563	8	27	35	35.7	16	13	10	3	4	56	77.4
vs North Carolina	L	78-87	24-65	.369	8-25	.320	22-27	.815	20	19	39	35.8	23	17	21	3	9	78	77.4
Arkansas		2787	978-2196	.445	238-681	.349	593-819	.724	470	820	1290	35.8	684	579	430	168	277	2787	77.4
Opponents		2525	869-2031	.428	223-634	.352	564-789	.715	433	848	1281	35.6	696	448	567	104	206	2525	70.1

Games played: 36
 Points/game: 77.4
 FG Pct: 44.5
 3FG Pct: 34.9
 FT Pct: 72.4

Rebounds/game: 35.8
 Assists/game: 16.1
 Turnovers/game: 11.9
 Assist/turnover ratio: 1.3
 Steals/game: 7.7
 Blocks/game: 4.7



// MISCELLANEOUS TEAM STATISTICS

Date	Opponent	W/L	IN THE PAINT		2ND CHANCE		OFF TURNOVERS		BENCH	
			ARK	OPP.	ARK	OPP.	ARK	OPP.	ARK	OPP.
Nov. 16	Alabama State	W	44	24	7	9	27	10	23	17
Nov. 19	Wake Forest	W	38	28	6	14	33	16	45	21
Nov. 21	Delaware State	W	38	28	24	13	33	16	34	23
Nov. 25	at SMU	W	28	32	11	4	18	9	24	19
Nov. 28	North Texas	W	26	28	9	17	8	5	30	27
Nov. 30	Iona	W	32	42	20	5	25	15	19	2
Dec. 4	at Iowa State^	L	16	36	7	4	16	22	16	7
Dec. 7	at Clemson	L	32	32	21	13	19	16	12	4
Dec. 13	DAYTON	W	24	24	7	5	11	17	26	11
Dec. 20	Southeast Missouri State\$	W	30	34	14	8	24	15	28	15
Dec. 22	MILWAUKEE	W	38	16	15	2	25	11	34	15
Dec. 28	NORTHWESTERN STATE	W	48	54	23	21	7	6	17	20
Jan. 3	UTAH VALLEY	W	36	14	17	4	16	9	34	19
Jan. 6	at Georgia*	W	28	24	17	7	17	12	34	19
Jan. 10	VANDERBILT*	W	38	32	19	6	31	9	18	29
Jan. 13	at Tennessee*	L	32	40	8	11	15	27	27	16
Jan. 17	OLE MISS*	L	16	28	18	10	17	19	15	33
Jan. 22	ALABAMA*	W	30	28	22	8	21	13	24	32
Jan. 24	at Missouri*	W	24	18	15	8	7	3	12	20
Jan. 27	TENNESSEE*	W	26	32	10	12	10	19	12	10
Jan. 31	at Florida*	L	28	24	13	16	24	12	12	14
Feb. 3	SOUTH CAROLINA*	W	38	22	16	8	21	1	28	17
Feb. 7	MISSISSIPPI STATE*	W	30	18	12	4	22	12	18	4
Feb. 10	at Auburn*	W	44	20	14	6	22	7	31	44
Feb. 14	at Ole Miss*	W	30	26	14	12	14	10	14	20
Feb. 18	MISSOURI*	W	22	30	22	6	18	6	21	37
Feb. 21	at Mississippi State*	W	24	30	7	8	23	16	11	10
Feb. 24	TEXAS A&M*	W	24	30	15	18	27	4	23	16
Feb. 28	at Kentucky*	L	24	40	13	15	9	16	7	24
March 5	at South Carolina*	W	36	26	20	13	29	21	23	12
March 7	LSU*	L	34	38	22	17	15	18	17	17
March 13	vs. Tennessee%	W	30	22	11	17	19	15	6	15
March 14	vs. Georgia%	W	24	24	16	3	13	12	23	26
March 15	vs. Kentucky%	L	34	32	15	14	16	11	27	20
March 19	vs. Wofford#	W	36	16	10	19	7	6	9	16
March 21	vs. North Carolina#	L	24	40	18	25	16	23	20	20
TOTALS			1108	1034	528	382	675	459	774	671

Home Games in CAPS | ^ = Big 12/SEC Challenge | \$ = North Little Rock, Ark. (Verizon Arena) | * = SEC Game | % = SEC Tournament | # = NCAA Tournament

RAZORBACK BASKETBALL

THE #FASTEST40

LEADERSHIP

YEAR IN REVIEW

HISTORY

RECORDS

THE UNIVERSITY



YEAR IN REVIEW

GAME 1

Alabama State vs Arkansas
Nov. 16, 2014 at 4 p.m. at Fayetteville, Ark. (Bud Walton Arena)

Alabama State 79 • 1-1

#	Player	Total			3-Ptr			Rebounds			PF	TP	A	TO	Blk	Stl	Min
		FG	FGA	FT	FTA	Off	Def	Tot									
02	Page, Luther	f	3-6	0-0	1-2	1	1	2	4	7	0	2	0	2	2	21	
05	Brown, Bobby	f	5-13	2-4	2-2	2	5	7	1	14	3	0	0	0	0	27	
22	Strong, Maurice	f	5-13	0-0	1-2	5	3	8	3	11	4	4	1	1	30		
03	Robinson, DeMarcus	g	7-9	5-7	2-2	1	0	1	2	21	2	5	1	2	38		
12	Waters, Jamel	g	3-10	1-3	2-2	0	5	5	1	9	5	2	0	2	30		
00	Lewis, Wendell	g	4-7	0-0	0-0	1	3	4	5	8	1	2	0	0	10		
01	Omle, Chidozie	g	1-2	1-2	0-0	0	0	0	0	3	0	0	0	0	8		
04	Graham, Brandon	g	1-3	0-1	0-0	1	1	2	2	2	1	3	0	0	9		
25	Scott, Darius	g	1-2	0-0	0-0	0	0	0	1	2	0	0	0	0	2		
30	LeFlore, Terrance	g	0-1	0-0	0-0	0	0	0	3	0	2	4	0	0	10		
45	Ojeah, Robert	g	1-3	0-0	0-0	1	2	3	4	2	0	0	1	0	13		
52	Rogers, Steve	g	0-1	0-1	0-0	0	0	0	1	0	0	0	0	0	2		
Team						3	3	6			1				8		
Totals			31-70	9-18	8-10	15	23	38	27	79	18	23	3	7	200		

FG % 1st Half: 18-36 50.0% 2nd half: 13-34 38.2% Game: 31-70 44.3% Deadball Rebounds 2,1
3FG % 1st Half: 9-12 75.0% 2nd half: 0-6 0.0% Game: 9-18 50.0%
FT % 1st Half: 3-4 75.0% 2nd half: 5-6 83.3% Game: 8-10 80.0%

Arkansas 97 • 1-0

#	Player	Total			3-Ptr			Rebounds			PF	TP	A	TO	Blk	Stl	Min
		FG	FGA	FT	FTA	Off	Def	Tot									
02	Harris, Alandise	f	5-9	0-1	3-5	1	5	6	1	13	3	1	1	2	20		
10	Portis, Bobby	f	9-11	3-3	3-6	1	3	4	3	24	0	0	0	1	25		
04	Durham, Jabril	g	1-3	0-1	2-2	0	1	1	1	4	6	1	0	1	21		
05	Bell, Anthlon	g	7-8	4-4	2-2	0	0	0	1	20	3	1	0	2	22		
24	Qualls, Michael	g	5-10	1-4	2-3	1	2	3	1	13	3	2	1	2	30		
00	Madden, Rashad	g	1-5	0-1	4-4	0	0	0	1	6	6	3	0	2	21		
21	Watkins, Manuale	g	3-3	0-0	2-2	0	3	3	2	8	0	2	0	1	15		
22	Williams, Jacorey	g	1-5	0-0	0-0	0	2	2	0	2	1	2	1	2	16		
31	Beard, Anton	g	1-2	0-0	0-0	1	1	2	1	2	1	2	0	1	12		
33	Kingsley, Moses	g	1-4	0-0	3-5	2	2	4	0	5	2	0	3	0	15		
55	Miles, Keaton	g	0-0	0-0	0-0	0	0	0	2	0	0	0	0	0	3		
Team						0	2	2							3		
Totals			34-60	8-14	21-29	6	21	27	13	97	25	14	6	14	200		

FG % 1st Half: 16-30 53.3% 2nd half: 18-30 60.0% Game: 34-60 56.7% Deadball Rebounds 4,3
3FG % 1st Half: 4-8 50.0% 2nd half: 4-6 66.7% Game: 8-14 57.1%
FT % 1st Half: 12-16 75.0% 2nd half: 9-13 69.2% Game: 21-29 72.4%

Officials: Lee Cassell (R), Tim Gattis, Rick Hartzell
Technical fouls: Alabama State-None. Arkansas-Portis, Bobby.
Attendance: 14,318
Estimated Actual Attendance: 4,475
Fouled out: Alabama State: #00, Lewis (4:28 2HAF)

Score by periods	1st	2nd	Total
Alabama State	48	31	79
Arkansas	48	49	97

Points	In	Off	2nd	Fast	Bench
AR	Paint	T/O	Chance	Break	
24	10	9	6	17	
44	27	9	15	23	



Keaton Miles scored his first points as a Razorback against Wake Forest (Nov. 19), going 1-for-2 from the field in eight minutes of action and recording one rebound and one assist.

GAME 2

Wake Forest vs Arkansas
Nov. 19, 2014 at 8 p.m. at Fayetteville, Ark. (Bud Walton Arena)

Wake Forest 53 • 2-1

#	Player	Total			3-Ptr			Rebounds			PF	TP	A	TO	Blk	Stl	Min
		FG	FGA	FT	FTA	Off	Def	Tot									
02	Thomas, Devin	f	8-11	0-0	3-4	4	6	10	1	19	1	6	0	0	30		
11	McClinton, Greg	f	0-2	0-0	2-4	1	0	1	1	2	0	0	0	0	14		
44	Mitoglou, Dinos	g	0-5	0-1	0-0	1	2	3	2	0	0	0	0	0	15		
00	Miller-McIntyre, Codi	g	2-10	0-2	1-3	2	3	5	0	5	3	1	0	1	32		
01	Jones, Madison	g	3-6	0-0	0-0	2	0	2	2	6	2	4	0	1	22		
10	Wilbekin, Mitchell	g	0-6	0-4	2-2	1	0	1	3	2	0	1	0	0	18		
13	Leonard, Darius	g	2-6	0-3	2-2	3	3	6	2	6	0	2	0	0	17		
20	Overton, Miles	g	1-6	0-4	2-3	0	0	0	2	4	0	5	0	1	15		
23	Watson, Rondale	g	0-0	0-0	0-0	1	1	0	0	0	1	0	0	0	3		
25	Hudson, Cornelius	g	1-4	1-4	0-0	0	1	1	0	3	2	1	0	0	16		
31	Washington, Andre	g	1-1	0-0	2-2	1	0	1	1	4	0	0	0	0	4		
33	Rountree, Aaron	g	1-2	0-0	0-0	0	2	2	2	2	2	0	0	1	14		
Team						1	2	3							4		
Totals			19-59	1-18	14-18	16	20	36	16	53	11	20	0	4	200		

FG % 1st Half: 9-28 32.1% 2nd half: 10-31 32.3% Game: 19-59 32.2% Deadball Rebounds 1,1
3FG % 1st Half: 0-6 0.0% 2nd half: 1-12 8.3% Game: 1-18 5.6%
FT % 1st Half: 12-16 75.0% 2nd half: 2-2 100.0% Game: 14-18 77.8%

Arkansas 83 • 2-0

#	Player	Total			3-Ptr			Rebounds			PF	TP	A	TO	Blk	Stl	Min
		FG	FGA	FT	FTA	Off	Def	Tot									
02	Harris, Alandise	f	3-7	0-1	4-4	1	1	2	1	10	0	0	1	1	19		
10	Portis, Bobby	f	5-12	0-1	0-0	2	5	7	0	10	2	0	2	2	22		
00	Madden, Rashad	g	4-6	2-3	1-2	1	2	3	2	11	3	3	0	0	20		
05	Bell, Anthlon	g	1-3	1-3	0-0	0	0	0	3	3	0	1	0	0	16		
24	Qualls, Michael	g	2-5	0-1	0-0	0	2	2	1	4	0	1	0	1	18		
01	Thompson, Trey	g	0-2	0-0	0-0	1	0	1	0	0	1	0	0	0	6		
04	Durham, Jabril	g	1-3	1-2	3-4	3	2	5	2	6	6	2	0	1	16		
14	Babb, Nick	g	2-2	1-1	0-0	1	0	1	0	5	0	0	0	0	8		
21	Watkins, Manuale	g	0-0	0-0	2-2	0	4	4	2	2	1	0	0	5	19		
22	Williams, Jacorey	g	5-7	0-0	0-0	5	5	1	10	4	1	0	0	0	17		
31	Beard, Anton	g	4-7	2-3	0-0	1	0	1	2	10	0	0	0	1	16		
33	Kingsley, Moses	g	4-5	0-0	2-6	1	1	2	1	10	1	2	1	0	15		
55	Miles, Keaton	g	1-2	0-0	0-0	0	1	1	3	2	1	0	0	0	8		
Team						0	2	2			1				8		
Totals			32-61	7-15	12-18	11	25	36	19	83	18	12	4	13	200		

FG % 1st Half: 16-35 45.7% 2nd half: 16-26 61.5% Game: 32-61 52.5% Deadball Rebounds 3,2
3FG % 1st Half: 4-11 36.4% 2nd half: 3-4 75.0% Game: 7-15 46.7%
FT % 1st Half: 8-12 66.7% 2nd half: 4-6 66.7% Game: 12-18 66.7%

Officials: Jeffery Clark (R), Roger Ayers, Jamie Luckie
Technical fouls: Wake Forest-None. Arkansas-None.
Attendance: 14,574
Estimated Actual Attendance: 9,107

Score by periods	1st	2nd	Total
Wake Forest	30	23	53
Arkansas	44	39	83

Points	In	Off	2nd	Fast	Bench
WF	Paint	T/O	Chance	Break	
28	16	14	10	21	
38	33	6	15	45	

GAME 3

Delaware State vs Arkansas
Nov. 21, 2014 at 7 p.m. at Fayetteville, Ark. (Bud Walton Arena)

Delaware State 71 • 2-2

#	Player	Total			3-Ptr			Rebounds			PF	TP	A	TO	Blk	Stl	Min
		FG	FGA	FT	FTA	Off	Def	Tot									
05	BELL, Tyshawn	f	6-11	5-7	2-2	1	4	5	2	19	0	1	1	1	33		
22	DICKERSON, Aric	f	1-4	0-2	0-0	0	1	1	2	0	2	0	2	0	18		
01	GRAY, Kendall	c	4-5	0-0	2-2	3	4	7	4	10	0	1	5	0	31		
11	HAYWOOD, DeAndre	g	5-13	2-4	3-4	1	5	6	3	15	2	6	1	1	32		
52	BURLEY, Charles	g	0-1	0-0	2-2	0	2	2	2	2	0	4	0	0	15		
00	WILLIAMS, Kendal	g	2-6	1-3	0-0	1	3	4	1	5	0	3	0	1	25		
10	SILL, Scott	g	0-0	0-0	0-0	0	0	0	0	0	0	1	0	0	2		
03	WALLER, Kavon	g	0-0	0-0	0-0	0	0	0	0	1	0	0	0	0	2		
25	OWENS, Jason	g	1-2	0-0	0-0	0	1	1	2	2	0	1	0	0	8		
33	HUGHES, Todd	g	3-4	0-0	1-1	0	1	1	7	1	2	0	0	0	8		
44	MAY, Amere	g	3-13	1-6	2-4	1	0	1	4	9	5	2	0	0	26		
Team						3	2	5			1				6		
Totals			25-59	9-22	12-15	10	23	33	21	71	8	24	7	5	200		

FG % 1st Half: 12-27 44.4% 2nd half: 13-32 40.6% Game: 25-59 42.4% Deadball Rebounds 1
3FG % 1st Half: 4-10 40.0% 2nd half: 5-12 41.7% Game: 9-22 40.9%
FT % 1st Half: 2-2 100.0% 2nd half: 10-13 76.9% Game: 12-15 80.0%

Arkansas 99 • 3-0

#	Player	Total			3-Ptr			Rebounds			PF	TP	A	TO	Blk	Stl	Min
		FG	FGA	FT	FTA	Off	Def	Tot									
02	Harris, Alandise	f	4-6	0-0	0-0	1	3	4	0	8	1	1	0	1	16		
10	Portis, Bobby	f	5-10	1-1	3-4	3	3	6	2	14	0	3	3	0	25		
00	Madden, Rashad	g	2-6	2-4	3-4	0	3	3	1	9	8	2	0	2	28		
05	Bell, Anthlon	g	5-9	4-6	0-1	0	2	2	14	1	1	0	0	0	16		
24	Qualls, Michael	g															



GAME 4

Arkansas vs SMU
Nov. 25, 2014 at 6:30 p.m. at Dallas, Texas (Moody Coliseum)

Arkansas 78 • 4-0

##	Player	Total		3-Ptr		Rebounds			PF	TP	A	TO	Blk	Stl	Min
		FG-FGA	FT-FTA	FG-FGA	FT-FTA	Off	Def	Tot							
02	Harris, Alandise	f	0-2	0-0	2-2	1	2	3	4	2	2	1	0	3	14
10	Portis, Bobby	f	8-13	1-1	5-7	1	4	5	5	22	0	2	0	0	30
00	Madden, Rashad	g	1-3	1-2	7-8	0	1	1	4	10	5	3	0	0	21
05	Bell, Anthon	g	3-9	1-5	0-0	1	0	1	1	7	1	1	0	1	26
24	Qualls, Michael	g	4-10	2-4	3-4	1	4	5	3	13	4	3	0	1	29
04	Durham, Jabril	g	0-1	0-1	0-0	0	1	1	1	0	1	1	0	0	9
14	Babb, Nick	g	0-0	0-0	0-0	0	0	0	0	0	0	0	0	0	3
21	Watkins, Manuale	g	1-1	0-0	3-4	0	1	1	2	5	0	1	0	2	17
22	Williams, Jacorey	g	3-5	0-0	3-6	1	4	5	3	9	2	1	0	1	27
31	Beard, Anton	g	2-4	1-2	1-2	0	1	1	3	6	1	0	0	0	14
33	Kingsley, Moses	g	2-4	0-0	0-0	3	1	4	1	4	0	0	1	2	9
55	Miles, Keaton	g	0-1	0-0	0-0	0	0	0	1	0	0	0	0	0	1
Team						2	1	3							
Totals			24-53	6-15	24-33	10	20	30	28	78	16	13	1	10	200

FG % 1st Half: 12-26 46.2% 2nd half: 12-27 44.4% Game: 24-53 45.3%
3FG % 1st Half: 3-7 42.9% 2nd half: 3-8 37.5% Game: 6-15 40.0%
FT % 1st Half: 6-8 75.0% 2nd half: 18-25 72.0% Game: 24-33 72.7%

SMU 72 • 2-3

##	Player	Total		3-Ptr		Rebounds			PF	TP	A	TO	Blk	Stl	Min
		FG-FGA	FT-FTA	FG-FGA	FT-FTA	Off	Def	Tot							
00	MOORE, Ben	f	1-5	0-0	5-9	1	3	4	5	7	4	4	0	0	38
02	MOREIRA, Yanick	f	9-12	0-0	2-5	5	5	10	3	20	0	0	0	1	24
04	FRAZIER, Keith	g	6-13	2-5	2-3	3	4	7	3	16	0	2	0	0	28
11	MOORE, Nic	g	1-6	0-2	8-8	0	0	0	2	10	6	5	0	1	32
21	EMELOGU, Ben	g	0-3	0-1	0-0	0	1	1	4	0	2	1	0	1	24
01	MANUEL, Ryan	g	3-3	0-0	7-9	0	1	1	4	13	2	3	0	1	20
03	BROWN, Sterling	g	0-3	0-1	1-2	2	3	5	1	1	1	1	0	1	18
15	CUNNINGHAM, Cannen	g	2-3	0-0	1-1	0	3	3	2	5	1	3	1	1	16
Team						1	2	3							
Totals			22-48	2-9	26-37	12	22	34	24	72	16	19	1	6	200

FG % 1st Half: 7-22 31.8% 2nd half: 15-26 57.7% Game: 22-48 45.8%
3FG % 1st Half: 1-3 33.3% 2nd half: 1-6 16.7% Game: 2-9 22.2%
FT % 1st Half: 7-13 53.8% 2nd half: 19-24 79.2% Game: 26-37 70.3%

Officials: John Higgins, Kipp Kissinger, Byron Jarrett
Technical fouls: Arkansas-Qualls, Michael. SMU-None.
Attendance: 7086

Score by periods	1st	2nd	Total
Arkansas	33	45	78
SMU	22	50	72

	Points	In	Off	2nd	Fast	Bench
AR	28	18	11	10	24	24
SMU	32	9	4	13	19	



Junior Anthon Bell scored a season-high 20 points against Iona (Nov. 30), going 5-for-10 from behind the arc and 3-for-3 from the charity stripe to lead Arkansas to a 94-77 victory and help the Razorback start 6-0 on the year.

GAME 5

North Texas vs Arkansas
Nov. 28, 2014 at 8 p.m. at Fayetteville, Ark. (Bud Walton Arena)

North Texas 73 • 4-2

##	Player	Total		3-Ptr		Rebounds			PF	TP	A	TO	Blk	Stl	Min
		FG-FGA	FT-FTA	FG-FGA	FT-FTA	Off	Def	Tot							
24	FLANNIGAN, Armani	f	0-4	0-0	1-2	1	1	2	2	1	0	0	0	0	18
33	VOSS, Colin	f	2-8	0-0	0-0	1	3	4	4	2	0	0	0	0	30
01	ANEFIOK, Maurice	g	3-6	2-4	2-3	0	3	3	4	10	5	1	0	0	32
21	TAYLOR, T.J.	g	6-9	4-7	0-1	1	5	6	1	16	4	3	0	0	36
23	WILLIAMS, Jordan	g	5-15	3-6	2-2	0	2	2	2	15	2	3	2	1	31
03	HARRIS, DeAndre	g	1-4	0-2	2-4	0	1	1	4	4	1	2	0	0	17
05	EAGLIN, Todd	g	1-1	0-0	0-0	0	0	0	0	0	0	0	0	0	4
11	COMBS, Jeremy	g	3-4	0-0	3-8	4	3	7	5	9	0	0	1	1	18
20	AHMED, Muhammed	g	5-7	1-1	1-4	4	3	7	1	12	0	0	1	0	14
Team						1	1	2							
Totals			26-58	10-20	11-24	12	22	34	23	73	14	10	4	2	200

FG % 1st Half: 13-27 48.1% 2nd half: 13-31 41.9% Game: 26-58 44.8%
3FG % 1st Half: 5-8 62.5% 2nd half: 5-12 41.7% Game: 10-20 50.0%
FT % 1st Half: 5-10 50.0% 2nd half: 6-14 42.9% Game: 11-24 45.8%

Arkansas 89 • 5-0

##	Player	Total		3-Ptr		Rebounds			PF	TP	A	TO	Blk	Stl	Min
		FG-FGA	FT-FTA	FG-FGA	FT-FTA	Off	Def	Tot							
02	Harris, Alandise	f	0-2	0-1	1-2	1	0	1	1	1	0	0	1	0	14
10	Portis, Bobby	f	3-8	0-0	0-0	4	2	6	5	6	0	1	1	0	15
00	Madden, Rashad	g	4-6	1-2	6-6	0	5	2	15	7	0	0	1	25	
05	Bell, Anthon	g	5-13	4-11	1-1	0	2	2	1	15	2	0	0	0	26
24	Qualls, Michael	g	7-13	4-7	4-6	2	7	9	0	22	2	0	1	0	31
01	Thompson, Trey	g	0-0	0-0	0-0	0	1	1	0	0	0	0	0	0	1
04	Durham, Jabril	g	2-5	1-2	0-0	0	1	1	2	5	1	0	0	0	11
14	Babb, Nick	g	0-0	0-0	0-0	0	0	0	1	0	1	0	0	1	5
21	Watkins, Manuale	g	1-3	0-1	2-2	3	3	6	2	4	3	1	0	1	17
22	Williams, Jacorey	g	4-12	0-0	1-2	2	1	3	1	9	3	0	0	0	22
31	Beard, Anton	g	1-5	1-3	0-0	2	0	2	0	3	1	3	0	0	7
33	Kingsley, Moses	g	2-4	0-0	5-6	4	4	8	3	9	1	1	1	0	21
55	Miles, Keaton	g	0-0	0-0	0-0	0	0	0	1	0	0	0	0	0	5
Team						3	0	3							
Totals			29-71	11-27	20-25	21	26	47	19	89	21	6	4	3	200

FG % 1st Half: 13-33 39.4% 2nd half: 16-38 42.1% Game: 29-71 40.8%
3FG % 1st Half: 6-14 42.9% 2nd half: 5-13 38.5% Game: 11-27 40.7%
FT % 1st Half: 6-6 100.0% 2nd half: 14-19 73.7% Game: 20-25 80.0%

Officials: Mike Nance (R), Patrick Evans, Bruce Benedict
Technical fouls: North Texas-HARRIS, DeAndre. Arkansas-None.
Attendance: 14885

Estimated Actual Attendance: 7,353
Fouled out: North Texas #11, Combs (2:38 2nd half)
Arkansas: #10, Portis (1:03 2nd half)

Score by periods	1st	2nd	Total
North Texas	36	37	73
Arkansas	38	51	89

	Points	In	Off	2nd	Fast	Bench
NT	28	17	17	11	27	27
AR	26	8	9	9	30	

GAME 6

Iona vs Arkansas
Nov. 30, 2014 at 2:30 p.m. at Fayetteville, Ark. (Bud Walton Arena)

Iona 77 • 4-2

##	Player	Total		3-Ptr		Rebounds			PF	TP	A	TO	Blk	Stl	Min
		FG-FGA	FT-FTA	FG-FGA	FT-FTA	Off	Def	Tot							
13	Laury, David	f	10-20	0-1	5-7	4	10	14	4	25	2	4	1	1	39
01	Williams, Isaiah	g	3-10	2-7	1-2	2	7	9	2	9	2	2	3	1	31
02	Amayo, Kelvin	g	6-11	0-1	1-2	0	6	3	13	7	4	1	1	31	
04	Casimir, Schadrac	g	1-9	1-5	0-0	1	2	3	1	3	0	2	0	0	34
05	English, A.J.	g	7-11	4-8	7-9	0	3	3	2	25	2	5	1	2	40
03	Muhammad, Ibn	g	0-2	0-0	0-0	0	1	1	2	0	1	0	0	0	18
11	Ellis, Grant	g	0-1	0-1	0-0	0	0	0	0	0	0	0	0	0	1
21	Dublin, Jeylani	g	1-1	0-0	0-0	0	1	1	0	2	0	1	0	0	6
32	Hines, Ryden	g	0-0	0-0	0-0	0	0	0	1	0	0	0	0	0	0
Team						1	2	3							
Totals			28-65	7-23	14-20	8	32	40	15	77	14	18	6	5	200

FG % 1st Half: 14-30 46.7% 2nd half: 14-35 40.0% Game: 28-65 43.1%
3FG % 1st Half: 4-12 33.3% 2nd half: 3-11 27.3% Game: 7-23 30.4%
FT % 1st Half: 8-12 66.7% 2nd half: 6-8 75.0% Game: 14-20 70.0%

Arkansas 94 • 6-0

##	Player	Total		3-Ptr		Rebounds			PF	TP	A	TO	Blk	Stl	Min
		FG-FGA	FT-FTA	FG-FGA	FT-FTA	Off	Def	Tot							
10	Portis, Bobby	f	5-13	0-0	1-3	5	4	9	2	11	1	1	3	0	31
22	Williams, Jacorey	f	4-10	0-0	0-0	1	3	4	3	8	2	4	0	1	16
00	Madden, Rashad	g	5-11	1-3	5-5	2	5	7	1	16	7	3	1	2	30
05	Bell, Anthon	g	6-14	5-10	3-3	1	1	2	3	20	0	1	0	1	25
24	Qualls, Michael	g	7-14	3-7	3-4	0	9	9	0	20	3	1	0	1	34
04	Durham, Jabril	g	0-0	0-0	0-2	0	0	0	0	0	0	0	0	0	3
14	Babb, Nick	g	1-3	0-0	0-0	2	2	4	1	2	2	0	0	1	18
21	Watkins, Manuale	g	3-7	0-2	0-0	0	4	4	2	6	2	0	0	2	14
31	Beard, Anton	g	3-6	2-3	0-0	1	1	2	2	8	0	0	0	0	13
33	Kingsley, Moses	g	0-5	0-0	3-4	5	0	5	1	3	1	0	0	0	12
55	Miles, Keaton	g	0-0	0-0	0-2	0	0	0	0	0	0	1	0	0	4
Team						4	1	5							
Totals			34-83	11-25	15-23										



GAME 10

Southeast Missouri vs Arkansas
Dec. 20, 2014 at 7:30 p.m. at North Little Rock, Ark. (Verizon Arena)

Southeast Missouri 67 • 5-6

#	Player	Total		3-Ptr		Rebounds			PF	TP	A	TO	Blk	Stl	Min
		FG-FGA	FG-FGA	FT-FTA	Off	Def	Tot								
01	JOHNSON, Nino	f	5-7	0-0	2-4	4	7	11	4	12	1	3	0	1	30
24	ADEOYE, Aaron	f	2-5	0-0	0-0	0	0	0	5	4	1	0	0	0	15
04	CLEVELAND, Antonius	g	5-9	0-1	3-4	1	2	3	4	13	4	1	0	2	31
23	BRADLEY, Jarekious	g	7-17	1-9	2-2	1	4	5	3	17	1	2	1	2	32
55	THOMPSON, J.J.	g	2-7	2-3	0-0	0	1	1	2	6	2	4	0	0	29
00	LANGFORD, Josh	g	0-2	0-0	4-4	1	0	1	2	4	0	2	0	0	18
02	JONES, Isiah	g	0-3	0-1	0-0	0	2	2	0	0	0	1	0	0	9
10	THOMAS, T.J.	g	1-1	0-0	5-6	1	1	2	3	7	0	0	0	0	14
11	WALLACE, Marcus	g	0-2	0-1	2-2	0	1	1	2	2	0	3	1	0	11
12	CALVIN, Jamaal	g	0-0	0-0	0-0	1	1	2	0	0	0	0	0	0	8
25	COLEMAN, Ladarius	g	1-3	0-1	0-0	0	2	2	0	2	1	0	0	0	3
	Team					0	0	0			1				
	Totals		23-56	3-16	18-22	9	21	30	25	67	10	17	2	5	200

FG % 1st Half: 10-29 34.5% 2nd half: 13-27 48.1% Game: 23-56 41.1% Deadball Rebounds 2,2
3FG % 1st Half: 1-8 12.5% 2nd half: 2-8 25.0% Game: 3-16 18.8%
FT % 1st Half: 7-10 70.0% 2nd half: 11-12 91.7% Game: 18-22 81.8%

Arkansas 84 • 8-2

#	Player	Total		3-Ptr		Rebounds			PF	TP	A	TO	Blk	Stl	Min
		FG-FGA	FG-FGA	FT-FTA	Off	Def	Tot								
10	Portis, Bobby	f	9-14	1-2	5-8	2	7	9	2	24	0	1	0	2	28
22	Williams, Jacorey	f	2-5	0-0	1-2	1	0	1	1	5	0	1	0	0	17
04	Durham, Jabril	g	0-1	0-1	0-0	1	0	1	0	0	4	0	0	0	20
05	Bell, Anthlon	g	4-8	3-6	1-2	2	0	2	0	12	2	1	0	0	16
24	Qualls, Michael	g	3-6	1-3	8-9	1	4	5	3	15	1	5	0	0	23
00	Madden, Rashad	g	2-4	1-3	2-2	0	2	2	2	7	4	1	1	2	19
01	Thompson, Trey	g	0-0	0-0	0-0	0	1	1	1	0	0	0	0	0	3
02	Harris, Alandise	g	3-5	1-1	2-4	1	4	5	1	9	3	1	0	1	18
14	Babb, Nick	g	0-1	0-1	0-0	0	1	1	0	0	0	0	0	0	6
21	Watkins, Manuale	g	1-3	0-0	0-0	0	3	3	3	2	3	1	0	1	21
31	Beard, Anton	g	2-6	0-1	2-2	0	2	2	2	6	2	1	0	1	16
33	Kingsley, Moses	g	2-2	0-0	0-0	0	2	2	4	4	1	1	1	0	9
55	Miles, Keaton	g	0-1	0-1	0-0	0	0	0	3	0	0	0	0	0	4
	Team					0	0	0							
	Totals		28-56	7-19	21-29	8	26	34	22	84	20	13	2	7	200

FG % 1st Half: 16-29 55.2% 2nd half: 12-27 44.4% Game: 28-56 50.0% Deadball Rebounds 5
3FG % 1st Half: 6-13 46.2% 2nd half: 1-6 16.7% Game: 7-19 36.8%
FT % 1st Half: 7-10 70.0% 2nd half: 14-19 73.7% Game: 21-29 72.4%

Officials: Joe DeRosa (R), Olandis Poole, Todd Austin
Technical fouls: Southeast Missouri-JOHNSON, Nino; LANGFORD, Josh.
Arkansas-Miles, Keaton; Portis, Bobby; Madden, Rashad.
Attendance: 11375
Fouled out: Southeast Missouri #24, Adeoye 5:58, 2H

Score by periods	1st	2nd	Total
Southeast Missouri	28	39	67
Arkansas	45	39	84

	In	Off	2nd	Fast	Bench
Points	34	15	8	11	15
SEMO AR	30	24	14	14	28

GAME 11

Milwaukee vs Arkansas
Dec. 22, 2014 at 8:05 p.m. at Fayetteville, Ark. (Bud Walton Arena)

Milwaukee 54 • 5-8

#	Player	Total		3-Ptr		Rebounds			PF	TP	A	TO	Blk	Stl	Min
		FG-FGA	FG-FGA	FT-FTA	Off	Def	Tot								
23	PANOSKE, J.J.	f	2-4	0-1	5-5	2	3	5	2	9	2	3	1	0	27
31	TIBY, Matt	f	4-11	0-4	7-8	0	3	4	15	3	3	0	1	29	
13	JORDAN, Justin	g	1-10	0-4	0-0	1	2	3	2	1	2	0	0	35	
15	WHITE, Trinson	g	0-4	0-1	0-0	0	1	1	0	0	0	2	0	0	11
25	McWHORTER, Steve	g	4-13	1-6	4-6	0	6	6	3	13	1	2	0	1	39
02	SPRINGS, Akeem	g	2-4	1-3	4-6	2	3	5	3	9	3	5	0	1	27
05	WICHMANN, Cody	g	2-4	2-4	0-0	0	2	2	0	6	0	0	1	0	19
12	STAMAS, Jimmy	g	0-1	0-1	0-0	0	0	0	1	0	0	0	0	0	1
21	STUDER, Dan	g	0-0	0-0	0-0	0	0	0	0	0	0	0	0	0	2
50	PRAHL, Brett	g	0-1	0-0	0-0	0	1	1	1	0	0	2	1	0	8
52	PRAHL, Alex	g	0-0	0-0	0-0	0	0	0	1	0	0	0	0	0	2
	Team					2	1	3							
	Totals		15-52	4-24	20-25	7	22	29	18	54	10	19	3	3	200

FG % 1st Half: 8-26 30.8% 2nd half: 7-26 26.9% Game: 15-52 28.8% Deadball Rebounds 2,1
3FG % 1st Half: 3-13 23.1% 2nd half: 1-11 9.1% Game: 4-23 16.7%
FT % 1st Half: 5-8 62.5% 2nd half: 15-17 88.2% Game: 20-25 80.0%

Arkansas 84 • 9-2

#	Player	Total		3-Ptr		Rebounds			PF	TP	A	TO	Blk	Stl	Min	
		FG-FGA	FG-FGA	FT-FTA	Off	Def	Tot									
10	Portis, Bobby	f	7-14	0-1	4-4	6	4	10	2	18	2	0	0	0	26	
22	Williams, Jacorey	f	2-5	0-0	0-2	1	5	6	3	4	1	2	0	1	18	
04	Durham, Jabril	g	1-2	1-2	0-0	0	4	4	3	2	0	0	0	0	14	
05	Bell, Anthlon	g	2-7	2-5	2-2	0	3	2	8	2	0	0	0	1	20	
24	Qualls, Michael	g	6-10	1-4	4-6	0	4	3	17	2	1	0	2	27		
00	Madden, Rashad	g	4-9	3-5	4-4	1	3	4	1	15	6	3	1	0	25	
01	Thompson, Trey	g	0-0	0-0	0-0	0	1	1	0	0	0	0	0	0	3	
02	Harris, Alandise	g	1-7	0-0	1-2	4	2	6	2	3	1	2	0	1	14	
14	Babb, Nick	g	1-1	0-0	0-0	0	1	1	0	2	1	1	0	0	4	
21	Watkins, Manuale	g	1-1	0-0	0-0	0	0	0	0	1	2	0	1	0	0	14
31	Beard, Anton	g	1-4	0-2	1-1	1	2	3	1	3	2	1	0	5	16	
33	Kingsley, Moses	g	3-6	0-0	1-2	1	1	2	3	7	0	2	2	1	15	
55	Miles, Keaton	g	1-1	0-0	0-0	0	0	0	3	2	0	0	0	0	4	
	Team					3	2	5								
	Totals		30-67	7-19	17-23	17	32	49	24	84	19	13	3	11	200	

FG % 1st Half: 13-33 39.4% 2nd half: 17-34 50.0% Game: 30-67 44.8% Deadball Rebounds 3,1
3FG % 1st Half: 1-9 11.1% 2nd half: 6-10 60.0% Game: 7-19 36.8%
FT % 1st Half: 8-11 72.7% 2nd half: 9-12 75.0% Game: 17-23 73.9%

Officials: Mike Nance (R), Lamar Simpson, Patrick Evans
Technical fouls: Milwaukee-None. Arkansas-None.
Attendance: 15018
Estimated Actual Attendance: 7725

Score by periods	1st	2nd	Total
Milwaukee	24	30	54
Arkansas	35	49	84

	In	Off	2nd	Fast	Bench
Points	16	11	2	6	15
UWM AR	38	25	15	10	34

GAME 12

Northwestern State vs Arkansas
Dec. 28, 2014 at 2:30 p.m. at Fayetteville, Ark. (Bud Walton Arena)

Northwestern State 92 • 4-6

#	Player	Total		3-Ptr		Rebounds			PF	TP	A	TO	Blk	Stl	Min
		FG-FGA	FG-FGA	FT-FTA	Off	Def	Tot								
40	Frazier, Marvin	c	4-7	1-1	1-2	3	1	4	4	10	2	1	2	0	24
02	Welcome, Ta'Jon	g	4-8	0-1	2-2	2	0	2	0	10	1	0	0	0	20
12	West, Jalan	g	7-14	2-4	9-9	0	5	5	0	25	7	1	0	2	40
21	Thompson, Sabri	g	2-9	2-4	0-0	0	3	3	3	6	1	0	0	0	19
23	Woodley, Zeek	g	10-19	0-1	1-1	2	2	4	4	21	2	2	1	1	34
00	Joseph, Tra'von	g	4-5	0-0	1-2	4	1	5	0	9	0	1	2	1	23
03	Hall, Devonte	g	1-3	0-0	1-2	0	2	2	3	3	1	1	0	0	15
11	Guest, Paxson	g	0-0	0-0	0-0	0	0	0	0	0	0	0	0	0	0
13	Killian, Matt	g	3-3	0-0	0-0	0	4	4	3	6	0	0	0	1	13
22	Dobbinson, Tony	g	1-2	0-0	0-0	1	0	1	0	2	0	1	0	0	12
	Team					0	2	2							
	Totals		36-70	5-11	15-18	12	20	32	17	92	14	7	5	5	200

FG % 1st Half: 16-33 48.5% 2nd half: 20-37 54.1% Game: 36-70 51.4% Deadball Rebounds 2,2
3FG % 1st Half: 2-6 33.3% 2nd half: 3-5 60.0% Game: 5-11 45.5%
FT % 1st Half: 5-7 71.4% 2nd half: 10-11 90.9% Game: 15-18 83.3%

Arkansas 100 • 10-2

#	Player	Total		3-Ptr		Rebounds			PF	TP	A	TO	Blk	Stl	Min
		FG-FGA	FG-FGA	FT-FTA	Off	Def	Tot								
10	Portis, Bobby	f	11-16	0-0	0-0	6	6	12	2	22	2	0	3	0	30
22	Williams, Jacorey	f	5-9	0-0	2-6	4	3	7	2	12	3	2	0	0	25
00	Madden, Rashad	g	4-8	4-7	0-0	2	1	3	3	12	8	2	0	0	31
05	Bell, Anthlon	g	3-10	2-7	1-2	0	1	1	3	9	2	1	1	1	25
24	Qualls, Michael	g	9												



YEAR IN REVIEW

GAME 13

Utah Valley vs Arkansas
Jan. 3, 2015 at 2:05 p.m. at Fayetteville, Ark. (Bud Walton Arena)

Utah Valley 46 • 5-9

#	Player	Total		3-Ptr		Rebounds			PF	TP	A	TO	Blk	Stl	Min
		FG-FGA	FG-FGA	FT-FTA	Off	Def	Tot								
22	Ross, Chad	f	3-7	1-3	1-2	0	2	2	3	8	1	5	0	1	19
45	Gubler, Boston	f	1-2	0-0	1-2	1	1	2	1	3	0	0	0	0	12
02	Davis, Marcel	g	2-8	1-2	0-0	0	2	2	2	5	2	0	0	1	24
05	Jackson, Jaden	g	2-10	1-5	0-0	1	4	5	1	5	1	1	0	0	25
24	Carr, Alex	g	2-4	2-3	0-0	0	3	3	0	6	0	0	0	0	27
03	Williams, Donte	g	5-14	2-9	2-4	0	3	3	1	14	4	2	0	0	31
11	Robison, Eli	g	0-0	0-0	0-0	0	1	1	0	0	0	1	0	0	4
14	Cardwell, Cory	g	0-1	0-1	0-0	0	1	1	4	0	0	2	0	0	10
20	Evans, Brenden	g	0-5	0-0	0-0	0	3	3	3	0	1	0	1	1	17
21	Nelson, Zach	g	2-7	1-4	0-0	0	5	5	3	5	1	2	1	0	25
33	Goodman, Dayon	g	0-0	0-0	0-0	1	0	1	0	0	0	2	0	0	6
	Team					1	1	2							
	Totals		17-58	8-27	4-8	4	26	30	18	46	10	15	2	3	200

FG % 1st Half: 8-31 25.8% 2nd half: 9-27 33.3% Game: 17-58 29.3% Deadball Rebounds 1
3FG % 1st Half: 3-13 23.1% 2nd half: 5-14 35.7% Game: 8-27 29.6%
FT % 1st Half: 4-7 57.1% 2nd half: 0-1 0.0% Game: 4-8 50.0%

Arkansas 79 • 11-2

#	Player	Total		3-Ptr		Rebounds			PF	TP	A	TO	Blk	Stl	Min
		FG-FGA	FG-FGA	FT-FTA	Off	Def	Tot								
10	Portis, Bobby	f	4-11	0-0	4-4	2	7	9	1	12	1	1	0	1	23
33	Kingsley, Moses	f	4-7	0-0	2-3	4	1	5	1	10	1	3	1	1	17
00	Madden, Rashad	g	3-8	2-4	0-0	1	2	3	3	8	5	1	0	0	20
04	Durham, Jabril	g	0-1	0-1	4-4	0	1	1	0	4	1	0	0	1	16
24	Qualls, Michael	g	3-10	1-6	4-5	1	8	9	0	11	1	2	2	0	24
01	Thompson, Trey	g	1-2	0-0	1-1	1	0	1	0	3	0	1	0	0	6
02	Harris, Alandise	g	5-7	1-3	6-8	1	4	5	0	17	0	0	1	1	15
05	Bell, Anthlon	g	1-6	0-5	0-0	1	3	4	2	2	3	1	0	0	20
14	Babb, Nick	g	1-3	0-0	0-0	2	1	3	0	2	0	0	1	1	13
21	Watkins, Manuale	g	3-5	0-0	0-0	1	3	4	2	6	1	0	0	1	14
22	Williams, Jacorey	g	2-5	0-0	0-0	0	4	4	0	4	1	1	1	1	19
31	Beard, Anton	g	0-2	0-2	0-0	1	3	4	0	0	0	1	0	1	13
	Team					1	2	3							
	Totals		27-67	4-21	21-25	16	39	55	10	79	14	11	6	8	200

FG % 1st Half: 15-33 45.5% 2nd half: 12-34 35.3% Game: 27-67 40.3% Deadball Rebounds 2,1
3FG % 1st Half: 3-13 23.1% 2nd half: 1-8 12.5% Game: 4-21 19.0%
FT % 1st Half: 9-11 81.8% 2nd half: 12-14 85.7% Game: 21-25 84.0%

Officials: Kevin Fehr (R), John Heatly, Sean Casey
Technical fouls: Utah Valley-None. Arkansas-None.
Attendance: 15,410
Estimated Actual Attendance: 8,605

Score by periods	1st	2nd	Total
Utah Valley	23	23	46
Arkansas	42	37	79

	In	Off	2nd	Fast	Bench
Points	14	9	4	4	19
UVU	AR	36	16	17	4
AR	UGA	24	12	17	8

GAME 14

Arkansas vs Georgia
Jan. 6, 2015 at 7 p.m. at Athens, Ga. (Stegeman Coliseum)

Arkansas 79 • 12-2, 1-0 SEC

#	Player	Total		3-Ptr		Rebounds			PF	TP	A	TO	Blk	Stl	Min
		FG-FGA	FG-FGA	FT-FTA	Off	Def	Tot								
10	Portis, Bobby	f	8-14	1-1	4-4	1	4	5	2	21	1	4	1	1	31
33	Kingsley, Moses	f	2-5	0-0	0-0	0	2	2	3	4	0	0	1	1	18
00	Madden, Rashad	g	0-3	0-1	0-0	0	1	1	2	0	3	0	0	0	19
04	Durham, Jabril	g	1-2	1-1	0-0	0	0	0	1	3	2	0	0	0	16
24	Qualls, Michael	g	5-13	1-4	6-7	3	4	7	1	17	0	2	0	1	30
02	Harris, Alandise	g	7-8	1-1	0-0	1	2	3	1	15	1	1	1	3	22
05	Bell, Anthlon	g	2-7	1-4	0-0	0	0	0	1	5	0	0	0	0	12
21	Watkins, Manuale	g	3-4	0-0	0-0	1	3	4	2	6	1	1	0	0	22
22	Williams, Jacorey	g	1-1	0-0	0-0	1	0	1	2	2	0	0	0	0	10
31	Beard, Anton	g	2-3	1-2	1-2	0	1	1	4	6	1	1	0	3	20
	Team					0	1	1							
	Totals		31-60	6-14	11-13	7	18	25	19	79	9	9	3	9	200

FG % 1st Half: 16-34 47.1% 2nd half: 15-26 57.7% Game: 31-60 51.7% Deadball Rebounds 0
3FG % 1st Half: 2-7 28.6% 2nd half: 4-7 57.1% Game: 6-14 42.9%
FT % 1st Half: 3-3 100.0% 2nd half: 8-10 80.0% Game: 11-13 84.6%

Georgia 75 • 9-4, 0-1 SEC

#	Player	Total		3-Ptr		Rebounds			PF	TP	A	TO	Blk	Stl	Min
		FG-FGA	FG-FGA	FT-FTA	Off	Def	Tot								
02	Thornton, Marcus	f	3-8	0-0	5-6	2	6	8	2	11	0	3	1	0	31
42	Djurisic, Nemanja	f	7-11	2-4	0-0	4	3	7	0	16	2	3	0	0	30
03	Parker, Juwan	g	4-5	1-2	2-5	1	6	7	3	11	0	0	0	0	21
04	Mann, Charles	g	2-7	1-2	3-4	2	3	5	3	8	3	4	0	1	32
12	Gaines, Kenny	g	2-8	2-5	4-4	3	2	5	1	10	3	2	1	2	31
01	Maten, Yante	g	2-3	0-0	2-5	1	1	2	1	6	1	1	1	1	17
11	Forte, Cameron	g	0-0	0-0	0-0	0	0	0	0	0	0	0	0	0	3
25	Geno, Kenny Paul	g	1-1	1-1	0-0	0	1	1	2	3	0	1	0	0	7
30	Frazier, J.J.	g	4-12	2-6	0-0	0	0	0	3	10	5	2	0	2	28
	Team					3	2	5							
	Totals		25-55	9-20	16-24	16	24	40	15	75	14	17	3	6	200

FG % 1st Half: 15-26 57.7% 2nd half: 10-29 34.5% Game: 25-55 45.5% Deadball Rebounds 4
3FG % 1st Half: 6-9 66.7% 2nd half: 3-11 27.3% Game: 9-20 45.0%
FT % 1st Half: 8-10 80.0% 2nd half: 8-14 57.1% Game: 16-24 66.7%

Officials: Pat Adams, Michael Stephens, Brent Hampton
Technical fouls: Arkansas-None. Georgia-None.
Attendance: 7937

Score by periods	1st	2nd	Total
Arkansas	37	42	79
Georgia	44	31	75

	In	Off	2nd	Fast	Bench
Points	28	17	7	2	34
AR	UGA	24	12	17	8

GAME 15

Vanderbilt vs Arkansas
Jan. 10, 2015 at 3:30 p.m. at Fayetteville, Ark. (Bud Walton Arena)

Vanderbilt 70 • 11-4, 1-1 SEC

#	Player	Total		3-Ptr		Rebounds			PF	TP	A	TO	Blk	Stl	Min
		FG-FGA	FG-FGA	FT-FTA	Off	Def	Tot								
11	ROBERSON, Jeff	f	1-1	0-0	2-2	0	2	2	2	4	0	2	0	0	13
35	SIAKAM, James	f	3-3	0-0	3-4	1	3	4	3	9	0	5	0	2	26
30	JONES, Damian	c	6-10	0-0	2-2	4	3	7	3	14	1	5	0	0	36
00	MITCHELL, Shelton	g	2-5	0-0	0-0	0	1	1	0	4	1	5	0	0	24
13	LACHANCE, Riley	g	3-9	1-4	3-5	0	4	4	1	10	5	1	0	0	37
03	KORNET, Luke	g	4-7	1-3	2-2	1	0	1	1	11	2	0	1	0	18
04	BALDWIN IV, Wade	g	2-7	0-1	0-0	0	3	3	4	4	3	3	1	0	17
05	FISHER-DAVIS, Matthe	g	5-8	4-6	0-0	1	2	3	4	14	0	1	0	0	29
	Team					1	1	2							
	Totals		26-50	6-14	12-15	8	19	27	18	70	12	22	2	2	200

FG % 1st Half: 10-26 38.5% 2nd half: 16-24 66.7% Game: 26-50 52.0% Deadball Rebounds 1,2
3FG % 1st Half: 3-8 37.5% 2nd half: 3-6 50.0% Game: 6-14 42.9%
FT % 1st Half: 5-6 83.3% 2nd half: 7-9 77.8% Game: 12-15 80.0%

Arkansas 82 • 13-2, 2-0 SEC

#	Player	Total		3-Ptr		Rebounds			PF	TP	A	TO	Blk	Stl	Min
		FG-FGA	FG-FGA	FT-FTA	Off	Def	Tot								
10	Portis, Bobby	f	13-18	0-0	6-8	9	2	11	0	32	0	1	1	4	33
33	Kingsley, Moses	f	1-2	0-0	0-0	0	0	0	2	2	0	0	0	0	5
00	Madden, Rashad	g	2-7	2-3	2-2	1	1	2	4	8	6	2	0	3	27
04	Durham, Jabril	g	1-2	0-1	0-0	2	0	2	1	2	1	3	0	1	22
24	Qualls, Michael	g	5-10	2-5	8-10	1	5	6	2	20	0	1	1	1	30
02	Harris, Alandise	g	0-6	0-0	0-0	1	1	2	2	0	1	2	1	0	11
05	Bell, Anthlon	g	2-6	1-4	2-2	0	1	1	1	7	1	1	0	0	19
21	Watkins, Manuale	g	0-0	0-0	1-2	0	1	1	1	1	0	0	0	2	16
22	Williams, Jacorey	g	4-6	0-0	2-4	1	2	3	4	10	2	0	2	2	30
31	Beard, Anton	g	0-2	0-1	0-0	0	0	0	0	0	1	1	0	0	7
	Team					0	5	5							
	Totals		28-59	5-14	21-28	15	18	33	17	82	12	11	5	13	200

FG % 1st Half: 13-30 43.3% 2nd half: 15-29 51.7% Game: 28-59 47.5% Deadball Rebounds 2
3FG % 1st Half: 3-8 37.5% 2nd half: 2-6 33.3% Game: 5-14 35.7%
FT % 1st Half: 7-10 70.0% 2nd half: 14-18 77.8% Game: 21-28 75.0%

Officials: Lee Cassell (R), Patrick Evans, Willij Washington
Technical fouls: Vanderbilt-None. Arkansas-None.
Attendance: 17,238
Estimated Actual Attendance: 16,049

Score by periods	1st	2nd	Total
Vanderbilt	28</		



GAME 16

Arkansas vs Tennessee
Jan. 13, 2015 at 7 p.m. at Knoxville, Tenn. (Thompson-Boling Arena)

Arkansas 69 • 13-3, 2-1 SEC

##	Player	Total		3-Ptr		Rebounds			PF	TP	A	TO	Blk	Stl	Min
		FG-FGA	FG-FGA	FT-FTA	Off	Def	Tot								
10	Portis, Bobby	f	8-14	0-1	1-2	5	6	11	4	17	0	4	1	1	34
22	Williams, Jacorey	f	2-7	0-0	0-0	2	2	4	0	4	1	3	0	0	21
00	Madden, Rashad	g	2-7	2-4	0-0	0	1	1	4	6	7	3	0	0	27
04	Durham, Jabril	g	0-0	0-0	0-0	0	0	0	1	0	3	2	0	1	14
24	Qualls, Michael	g	5-11	1-6	4-4	2	3	5	4	15	2	2	2	1	25
02	Harris, Alandise	g	2-4	0-0	0-0	0	0	0	2	4	1	2	0	1	9
05	Bell, Anthlon	g	3-7	2-5	0-0	1	1	2	4	8	2	2	0	1	19
21	Watkins, Manuale	g	0-1	0-0	3-4	0	0	5	0	3	2	0	0	1	27
31	Beard, Anton	g	4-6	3-4	1-4	0	0	0	4	12	3	0	0	1	18
33	Kingsley, Moses	g	0-0	0-0	0-0	0	1	1	0	0	0	0	1	1	6
Team						0	3	3							
Totals			26-57	8-20	9-14	10	22	32	23	69	21	18	4	8	200

FG % 1st Half: 11-27 40.7% 2nd half: 15-30 50.0% Game: 26-57 45.6% Deadball Rebounds 4
3FG % 1st Half: 4-11 36.4% 2nd half: 4-9 44.4% Game: 8-20 40.0%
FT % 1st Half: 5-6 83.3% 2nd half: 4-8 50.0% Game: 9-14 64.3%

Tennessee 74 • 10-5, 2-1 SEC

##	Player	Total		3-Ptr		Rebounds			PF	TP	A	TO	Blk	Stl	Min
		FG-FGA	FG-FGA	FT-FTA	Off	Def	Tot								
04	Moore, Armani	f	6-8	0-0	2-5	3	5	8	2	14	2	2	1	4	31
23	Reese, Derek	f	3-8	0-0	1-4	2	4	6	0	7	2	1	1	1	30
01	Richardson, Josh	g	8-11	2-4	2-2	2	3	5	3	20	4	1	0	2	35
03	Hubbs III, Robert	g	6-7	2-2	2-2	0	2	2	0	16	0	1	0	2	28
34	Baukman, Devon	g	0-4	0-2	1-4	1	1	2	0	1	1	1	0	1	20
0	Punter, Kevin	g	1-8	0-2	6-9	1	5	6	1	8	1	3	0	1	22
11	Owens, Tariq	g	0-1	0-0	0-0	0	0	0	2	0	0	1	1	0	4
15	Mostella, Detrick	g	2-4	2-3	0-0	0	1	1	1	6	1	2	0	0	13
24	Carmichael, Willie	g	1-2	0-0	0-0	2	0	2	3	2	0	2	2	0	17
Team						0	1	1							
Totals			27-53	6-13	14-26	11	22	33	12	74	11	14	5	11	200

FG % 1st Half: 14-30 46.7% 2nd half: 13-23 56.5% Game: 27-53 50.9% Deadball Rebounds 5
3FG % 1st Half: 3-7 42.9% 2nd half: 3-6 50.0% Game: 6-13 46.2%
FT % 1st Half: 2-4 50.0% 2nd half: 12-22 54.5% Game: 14-26 53.8%

Officials: Tony Greene, Ted Valentine, Kipp Kissinger
Technical fouls: Arkansas-None. Tennessee-None.
Attendance: 13366

Score by periods	1st	2nd	Total
Arkansas	31	38	69
Tennessee	33	41	74

	Points	In Paint	Off T/O	2nd Chance	Fast Break	Bench
Arkansas	32	15	8	14	27	
Tennessee	40	27	11	19	16	



Junior Michael Qualls scored a career-high 30 points against Alabama (Jan. 22) and added a pair of #SCTop10 plays on SportsCenter as Arkansas picked up a two-point victory over the Crimson Tide.

GAME 17

Ole Miss vs Arkansas
Jan. 17, 2015 at 8:35 p.m. at Fayetteville, Ark. (Bud Walton Arena)

Ole Miss 96 • 11-6, 2-2 SEC

##	Player	Total		3-Ptr		Rebounds			PF	TP	A	TO	Blk	Stl	Min
		FG-FGA	FG-FGA	FT-FTA	Off	Def	Tot								
04	Rhett, M.J.	f	2-3	0-0	2-2	1	4	5	4	6	2	0	0	1	24
11	Saiz, Sebastian	f	5-6	0-0	2-2	1	1	2	4	12	0	0	0	0	17
10	White, LaDarius	g	3-7	2-5	2-2	1	2	3	10	3	1	0	0	26	
32	Summers, Jarvis	g	4-12	2-4	7-8	1	1	2	3	17	7	5	0	1	31
42	Moody, Stefan	g	5-9	2-3	6-8	1	3	4	4	18	3	1	0	1	25
01	Newby, Martavious	g	1-1	1-1	3-4	0	2	2	0	6	1	1	0	3	22
03	Smith, Terence	g	3-4	1-2	0-0	0	1	1	7	1	0	0	0	0	16
23	Coleby, Dwight	g	5-8	0-0	2-2	4	6	10	3	12	0	1	0	0	22
34	Jones, Aaron	g	3-5	0-0	2-2	1	2	3	3	8	1	1	2	0	17
Team						1	0	1							
Totals			31-55	8-15	26-30	11	22	33	25	96	18	11	2	6	200

FG % 1st Half: 11-27 74.1% 2nd half: 11-28 39.3% Game: 31-55 56.4% Deadball Rebounds 3.1
3FG % 1st Half: 5-6 83.3% 2nd half: 3-9 33.3% Game: 8-15 53.3%
FT % 1st Half: 7-10 70.0% 2nd half: 19-20 95.0% Game: 26-30 86.7%

Arkansas 82 • 13-4, 2-2 SEC

##	Player	Total		3-Ptr		Rebounds			PF	TP	A	TO	Blk	Stl	Min
		FG-FGA	FG-FGA	FT-FTA	Off	Def	Tot								
10	Portis, Bobby	f	6-11	0-0	11-14	6	4	10	2	23	2	2	3	0	35
33	Kingsley, Moses	f	0-1	0-0	0-0	0	0	0	0	0	0	0	0	0	10
00	Madden, Rashad	g	4-6	2-4	12-14	3	2	5	4	22	2	5	0	0	32
04	Durham, Jabril	g	0-0	0-0	0-0	0	0	0	1	0	2	0	0	0	10
24	Qualls, Michael	g	7-14	4-10	4-6	2	2	4	22	1	0	1	0	1	37
02	Harris, Alandise	g	1-5	0-0	0-0	3	1	4	2	3	1	1	1	1	16
05	Bell, Anthlon	g	3-9	2-7	2-3	0	3	3	4	10	3	1	0	2	28
14	Babb, Nick	g	0-1	0-0	0-0	0	0	0	0	0	0	0	0	0	5
21	Watkins, Manuale	g	0-1	0-0	0-0	0	1	1	0	0	0	3	0	0	6
22	Williams, Jacorey	g	1-3	0-0	1-2	0	0	0	3	3	0	0	0	1	16
31	Beard, Anton	g	0-2	0-1	0-0	0	0	0	2	0	0	0	0	0	5
Team						0	0	0							
Totals			22-53	8-22	30-39	14	13	27	22	82	13	12	5	4	200

FG % 1st Half: 11-28 39.3% 2nd half: 11-25 44.0% Game: 22-53 41.5% Deadball Rebounds 3.1
3FG % 1st Half: 4-12 33.3% 2nd half: 4-10 40.0% Game: 8-22 36.4%
FT % 1st Half: 14-17 82.4% 2nd half: 16-22 72.7% Game: 30-39 76.9%

Officials: Glenn Tuitt, Marc Ellard
Technical fouls: Ole Miss-None. Arkansas-None.
Attendance: 18352
Estimated Actual Attendance: 18,352

Score by periods	1st	2nd	Total
Ole Miss	52	44	96
Arkansas	40	42	82

	Points	In Paint	Off T/O	2nd Chance	Fast Break	Bench
Ole Miss	28	19	10	6	33	
Arkansas	16	17	18	0	15	

GAME 18

Alabama vs Arkansas
Jan. 22, 2015 at 6 p.m. at Fayetteville, Ark. (Bud Walton Arena)

Alabama 91 • 12-6, 2-3 SEC

##	Player	Total		3-Ptr		Rebounds			PF	TP	A	TO	Blk	Stl	Min
		FG-FGA	FG-FGA	FT-FTA	Off	Def	Tot								
03	Kessens, Michael	f	3-8	0-0	1-1	1	6	7	5	7	2	5	0	1	34
10	Taylor, Jimmie	f	1-2	0-0	2-3	1	4	5	4	0	1	0	0	0	14
02	Tarrant, Ricky	g	5-10	3-7	8-10	1	2	3	21	1	2	0	1	38	
20	Randolph, Levi	g	5-6	0-0	2-3	3	5	8	5	15	0	1	1	0	36
21	Cooper, Rodney	g	6-10	3-5	0-0	0	2	2	5	15	0	3	0	1	31
01	Norris, Riley	g	1-5	0-1	1-1	0	3	3	2	3	2	1	0	0	23
05	Coleman, Justin	g	5-8	5-7	7-8	0	2	2	22	2	3	0	3	0	30
11	Hale, Shannon	g	2-7	1-3	2-2	1	2	3	7	3	1	1	0	1	17
32	Obasohan, Retin	g	0-1	0-1	0-0	0	0	0	0	0	0	0	0	0	2
Team						1	0	1							
Totals			28-57	12-24	23-28	8	26	34	29	91	10	17	2	6	225

FG % 1st Half: 10-23 43.5% 2nd half: 13-27 48.1% OT: 5-7 71.4% Game: 28-57 49.1% Deadball Rebounds 0.1
3FG % 1st Half: 3-7 42.9% 2nd half: 8-15 53.3% OT: 1-2 50.0% Game: 12-24 50.0%
FT % 1st Half: 7-8 87.5% 2nd half: 14-17 82.4% OT: 2-3 66.7% Game: 23-28 82.1%

Arkansas 93 • 14-4, 3-2 SEC

##	Player	Total		3-Ptr		Rebounds			PF	TP	A	TO	Blk	Stl	Min
		FG-FGA	FG-FGA	FT-FTA	Off	Def	Tot								
02	Harris, Alandise	f	2-4	0-1	4-4	3	1	4	5	8	3	0	1	0	21
10	Portis, Bobby	f	4-12	0-0	2-4	5	8	13	2	10	3	2	2	0	37
00	Madden, Rashad	g	4-8	2-3	7-8	0	5	2	17	3	3	0	1	31	
05	Bell, Anthlon	g	2-8	0-6	0-0	0	0	0	3	4	0	1	0	1	15
24	Qualls, Michael	g	10-16	2-5	8-12	4	4	8	2	30	3	0	0	3	38
04	Durham, Jabril	g	1-3	0-2	0-0	0	1	1	1	2	0	1	0	0	5
14	Babb, Nick	g	0-1	0-0	0-0	1	2	3	0	0	0	0	0	0	8
21	Watkins, Manuale	g	0-1	0-1	0-0	0	0	0	2	0	1	0	0	1	12
22	Williams, Jacorey	g	1-8	0-0	3-4	2	3	5	2	5	1	0	0	1	21
31	Beard, Anton	g	3-7	2-5	3-5	1	1	2	2	11	0	1	0	1	27
33	Kingsley, Moses	g	2-3	0-0	2-4	5	1	6	1	6	1	2	1	0	10
Team						0	0	0							
Totals			29-71	6-23	29-41	21	26	47	22	93	15	10	4	8	225

FG % 1st Half: 12-31 38.7% 2nd half: 12-30 40.0% OT: 5-10 50.0% Game: 29-71 40.8% Deadball Rebounds 6
3FG % 1st Half: 3-12 25.0% 2nd half: 3-11 27.3% OT: 0-0 0.0% Game: 6-23 26.1%
FT % 1st Half: 7-11 63.6% 2nd half: 17-22 77.3% OT: 5-8 62.5% Game: 29-41 70.7%

Officials: Tony Greene (R), Don Daily, Doug Simmons
Technical fouls: Alabama-None. Arkansas-None.
Attendance: 15032
Estimated Actual Attendance



YEAR IN REVIEW

GAME 19

Arkansas vs Missouri
Jan. 24, 2015 at 1:05 p.m. at Columbia, Mo. (Mizzou Arena)

Arkansas 61 • 15-4, 4-2 SEC

##	Player	Total		3-Ptr		Rebounds			PF	TP	A	TO	Blk	Stl	Min
		FG-FGA	FT-FTA	FG-FGA	FT-FTA	Off	Def	Tot							
02	Harris, Alandise	f	6-9	1-1	1-2	2	3	5	1	14	1	1	0	0	31
10	Portis, Bobby	f	6-16	0-0	0-0	6	4	10	2	12	1	0	2	1	35
00	Madden, Rashad	g	2-4	0-2	3-4	2	7	9	3	7	3	0	0	0	28
05	Bell, Anthon	g	2-7	1-3	3-5	2	0	2	3	8	1	0	0	0	20
24	Qualls, Michael	g	3-15	0-5	2-5	2	2	4	0	8	2	0	1	1	33
04	Durham, Jabril	f	1-1	1-1	0-0	0	0	0	1	3	0	0	0	0	4
14	Babb, Nick	f	0-1	0-1	0-0	0	0	0	0	0	0	0	0	0	3
21	Watkins, Manuale	f	1-1	0-0	0-0	0	1	1	0	2	0	0	0	0	11
22	Williams, Jacorey	f	0-3	0-0	0-0	0	1	1	1	0	1	1	0	1	9
31	Beard, Anton	f	2-4	1-3	2-2	0	1	1	2	7	1	0	0	0	21
33	Kingsley, Moses	f	0-2	0-0	0-0	0	0	0	1	0	0	1	0	0	5
	Team					2	4	6							
	Totals		23-63	4-16	11-18	16	23	39	14	61	10	3	3	3	200

FG % 1st Half: 13-29 44.8% 2nd half: 10-34 29.4% Game: 23-63 36.5%
 3FG % 1st Half: 3-9 33.3% 2nd half: 1-7 14.3% Game: 4-16 25.0%
 FT % 1st Half: 1-2 50.0% 2nd half: 10-16 62.5% Game: 11-18 61.1%

Missouri 60 • 7-12, 1-5 SEC

##	Player	Total		3-Ptr		Rebounds			PF	TP	A	TO	Blk	Stl	Min
		FG-FGA	FT-FTA	FG-FGA	FT-FTA	Off	Def	Tot							
03	Williams III, Johnat	f	7-15	1-3	0-0	3	7	10	4	15	1	1	2	0	36
45	Post, Keanau	f	1-4	0-0	1-2	2	2	4	3	3	0	2	0	0	16
12	Wright, Namon	g	1-3	1-3	1-2	0	3	3	1	4	2	0	0	0	17
14	Shamburger, Keith	g	4-7	2-4	0-0	0	0	0	3	10	1	1	0	0	32
15	Clark, Wes	g	3-11	0-2	2-4	1	4	5	0	8	6	2	0	0	33
04	Isabell, Tramaime	f	1-5	0-2	0-0	1	3	4	1	2	1	0	0	0	15
05	Allen, D'Angelo	f	0-3	0-0	2-2	2	4	6	1	2	0	0	1	0	24
13	Gill-Caesar, Montaqu	f	6-9	3-3	1-1	1	1	2	0	16	0	2	0	0	23
23	Gant, Jakeenan	f	0-1	0-1	0-0	0	0	0	0	0	0	0	0	0	4
	Team					3	2	5							
	Totals		23-58	7-18	7-11	13	26	39	13	60	11	8	3	0	200

FG % 1st Half: 13-33 39.4% 2nd half: 10-25 40.0% Game: 23-58 39.7%
 3FG % 1st Half: 5-13 38.5% 2nd half: 2-5 40.0% Game: 7-18 38.9%
 FT % 1st Half: 3-3 100.0% 2nd half: 4-8 50.0% Game: 7-11 63.6%

Officials: Ted Valentine, Roger Ayers, Willi CJ Washington
 Technical fouls: Arkansas-None. Missouri-None.
 Attendance: 11022

Score by periods	1st	2nd	Total
Arkansas	30	31	61
Missouri	34	26	60

	In	Off	2nd	Fast	Bench
Points	Paint	T/O	Chance	Break	
AR	24	7	15	0	12
MU-M	18	3	8	4	20



Senior Rashad Madden pulled down a career-high nine rebounds and hit the game-winning shot with just over a minute remaining as Arkansas edged Missouri (Jan. 24) 61-60 on the road.

GAME 20

Tennessee vs Arkansas
Jan. 27, 2015 at 8:05 p.m. at Fayetteville, Ark. (Bud Walton Arena)

Tennessee 64 • 12-7, 4-3 SEC

##	Player	Total		3-Ptr		Rebounds			PF	TP	A	TO	Blk	Stl	Min
		FG-FGA	FT-FTA	FG-FGA	FT-FTA	Off	Def	Tot							
04	Moore, Armani	f	3-11	1-1	5-6	3	3	6	4	12	2	3	0	2	35
23	Reese, Derek	f	0-0	0-0	0-0	1	5	6	4	0	0	1	0	0	19
00	Punter, Kevin	g	4-10	0-4	2-4	1	2	3	1	10	2	4	0	4	30
01	Richardson, Josh	g	7-13	1-2	2-2	0	2	2	17	6	1	0	0	2	38
03	Hubbs III, Robert	g	6-11	2-3	1-2	2	2	4	1	15	0	0	0	1	31
11	Owens, Tariq	f	0-0	0-0	0-0	0	3	3	3	0	0	2	0	0	11
15	Mostella, Detrick	f	1-3	1-2	0-0	1	1	2	1	3	0	2	0	0	9
24	Carmichael, Willie	f	2-2	0-0	0-0	0	0	0	1	4	0	1	1	0	13
34	Baukman, Devon	f	1-5	0-2	1-1	0	3	3	2	3	0	2	0	0	14
	Team					1	1	2							
	Totals		24-55	5-14	11-15	9	22	31	19	64	10	16	1	9	200

FG % 1st Half: 12-29 41.4% 2nd half: 12-26 46.2% Game: 24-55 43.6%
 3FG % 1st Half: 2-7 28.6% 2nd half: 3-7 42.9% Game: 5-14 35.7%
 FT % 1st Half: 11-13 84.6% 2nd half: 0-2 0.0% Game: 11-15 73.3%

Arkansas 69 • 16-4, 5-2 SEC

##	Player	Total		3-Ptr		Rebounds			PF	TP	A	TO	Blk	Stl	Min
		FG-FGA	FT-FTA	FG-FGA	FT-FTA	Off	Def	Tot							
02	Harris, Alandise	f	5-9	0-0	0-0	2	2	4	0	10	1	2	1	1	30
10	Portis, Bobby	f	6-8	0-0	5-6	2	6	8	4	17	1	3	1	0	32
00	Madden, Rashad	g	2-9	2-7	3-4	1	2	3	2	9	3	3	0	1	32
05	Bell, Anthon	g	2-8	0-4	0-0	0	2	2	0	4	3	0	0	0	15
24	Qualls, Michael	g	5-11	2-5	5-7	1	5	6	2	17	4	3	1	0	32
04	Durham, Jabril	f	0-0	0-0	0-0	0	1	1	0	0	3	3	0	0	8
14	Babb, Nick	f	0-0	0-0	0-0	0	0	0	1	0	0	2	1	0	3
21	Watkins, Manuale	f	0-0	0-0	0-0	0	2	2	0	0	3	1	0	1	12
22	Williams, Jacorey	f	0-1	0-0	0-0	0	0	0	0	0	0	0	0	0	5
31	Beard, Anton	f	4-5	2-3	0-3	0	0	0	3	10	1	1	0	0	18
33	Kingsley, Moses	f	0-0	0-0	2-2	0	2	2	1	2	0	0	2	0	13
	Team					2	1	3							
	Totals		24-51	6-19	15-22	8	23	31	13	69	19	18	6	3	200

FG % 1st Half: 12-26 46.2% 2nd half: 12-25 48.0% Game: 24-51 47.1%
 3FG % 1st Half: 3-7 42.9% 2nd half: 3-12 25.0% Game: 6-19 31.6%
 FT % 1st Half: 8-13 61.5% 2nd half: 7-9 77.8% Game: 15-22 68.2%

Officials: Joe DeRosa (R), Jeffery Clark, Darron George
 Technical fouls: Tennessee-None. Arkansas-None.
 Attendance: 14297
 Estimated Actual Attendance: 12,753

Score by periods	1st	2nd	Total
Tennessee	37	27	64
Arkansas	35	34	69

	In	Off	2nd	Fast	Bench
Points	Paint	T/O	Chance	Break	
UT	32	19	12	6	10
AR	26	10	10	10	12

GAME 21

Arkansas vs Florida
Jan. 31, 2015 at 1 p.m. at Gainesville, Fla. (O'Connell Center)

Arkansas 56 • 16-5, 5-3 SEC

##	Player	Total		3-Ptr		Rebounds			PF	TP	A	TO	Blk	Stl	Min
		FG-FGA	FT-FTA	FG-FGA	FT-FTA	Off	Def	Tot							
02	Harris, Alandise	f	1-4	0-2	1-2	0	4	4	4	3	2	6	1	0	25
10	Portis, Bobby	f	9-15	0-1	3-4	3	7	10	2	21	1	0	2	0	32
00	Madden, Rashad	g	2-8	1-4	0-0	2	6	8	2	5	3	2	0	3	31
24	Qualls, Michael	g	2-10	0-3	1-1	4	1	5	3	5	1	4	0	2	29
31	Beard, Anton	f	4-8	2-4	0-0	2	1	3	2	10	1	3	0	0	31
04	Durham, Jabril	g	0-1	0-0	0-0	1	1	2	0	0	0	0	0	0	10
05	Bell, Anthon	g	0-4	0-2	0-0	0	0	0	1	0	2	0	0	0	8
21	Watkins, Manuale	f	2-2	0-0	0-0	0	1	1	2	4	1	0	0	1	11
22	Williams, Jacorey	f	2-6	0-0	0-0	1	1	2	1	4	0	0	1	0	15
33	Kingsley, Moses	f	2-2	0-0	0-0	0	0	0	1	4	0	1	0	0	8
	Team					0	1	1							
	Totals		24-60	3-16	5-7	13	23	36	18	56	11	16	4	6	200

FG % 1st Half: 12-29 41.4% 2nd half: 12-31 38.7% Game: 24-60 40.0%
 3FG % 1st Half: 2-8 25.0% 2nd half: 1-8 12.5% Game: 3-16 18.8%
 FT % 1st Half: 1-1 100.0% 2nd half: 4-6 66.7% Game: 5-7 71.4%

Florida 57 • 12-9, 5-3 SEC

##	Player	Total		3-Ptr		Rebounds			PF	TP	A	TO	Blk	Stl	Min
		FG-FGA	FT-FTA	FG-FGA	FT-FTA	Off	Def	Tot							
10	Finney-Smith, Dorian	f	6-13	1-4	3-5	4	5	9	2	16	4	3	0	1	29
21	Horford, Jon	c	3-3	0-0	2-2	3	4	7	2	8	0	1	3	0	23
00	Hill, Kasey	g	1-7	1-3	4-8	0	8	8	0	7	2	1	0	2	29
01	Carter, Eli	g	2-12	2-7	0-0	0	2	2	1	6	2	0	0	0	25
20	Frazier, Michael	g	2-9	0-5	2-2	2	2	4	1	6	2	0	0	2	28
03	Robinson, Devin	f	1-3	0-2	1-2	0	0	0	1	3	0	0	0	0	10
05	Murphy, Alex	f	1-1	0-0	0-0	0	1	1	1	2	0	2	0	0	8
11	Chiozza, Chris	f	1-3	0-1	0-0	0	0	0	1	2	1	2	0	0	24
23	Walker, Chris	f	0-0	0-0	1-2	0	2	1	1	0	2	0	1	1	9
30	Kurtz, Jacob	f	1-1	0-0	4-4	2	1	3	1	6	1	3	0	1	15
	Team					3	0	3							
	Totals		18-52	4-22	17-25	14	25	39	11	57	11	14	3	7	200

FG % 1st Half: 11-30 36.7% 2nd half: 7-22 31.8% Game: 18-52 34.6%
 3FG % 1st Half: 3-13 23.1% 2nd half: 1-9 11.1% Game: 4-22 18.2%
 FT % 1st Half: 4-8 50.0% 2nd half: 13-17 76.5% Game: 17-25 68.0%



GAME 22

South Carolina vs Arkansas
Feb. 3, 2015 at 8:05 p.m. at Fayetteville, Ark. (Bud Walton Arena)

South Carolina 55 • 11-10, 2-7 SEC

#	Player	Total		3-Ptr		Rebounds			PF	TP	A	TO	Blk	Stl	Min
		FG-FGA	FG-FGA	FT-FTA	Off	Def	Tot								
14	CHATKEVICIUS, L.	f	3-11	0-1	2-2	1	5	6	4	6	0	2	3	0	24
24	CARRERA, Michael	f	1-4	0-1	2-2	2	7	9	0	4	0	3	1	0	21
00	THORNWELL, Sindarius	g	4-9	3-4	5-5	3	0	3	3	16	0	3	0	2	27
04	JOHNSON, Tyrone	g	2-5	2-4	1-2	1	0	1	4	7	1	3	0	0	24
10	NOTICE, Duane	g	2-10	0-5	1-4	1	4	5	1	5	3	4	0	0	32
01	STROMAN, Marcus	g	3-9	0-3	4-5	1	3	4	3	10	6	4	0	0	28
15	THEUS JR., Reggie	g	0-0	0-0	0-0	1	0	1	0	0	0	0	0	0	2
25	KACINAS, Mindaugas	g	2-8	0-1	1-2	3	7	10	5	5	0	1	2	1	22
35	STEELE, Brian	g	0-5	0-5	2-2	0	2	2	2	2	1	0	0	1	20
Team			4		3		7								
Totals			17-61	5-24	16-24	17	31	48	22	55	11	20	6	4	200

FG % 1st Half: 9-28 32.1% 2nd half: 8-33 24.2% Game: 17-61 27.9%
3FG % 1st Half: 4-11 36.4% 2nd half: 1-13 7.7% Game: 5-24 20.8%
FT % 1st Half: 6-9 66.7% 2nd half: 10-15 66.7% Game: 16-24 66.7%

Arkansas 75 • 17-5, 6-3 SEC

#	Player	Total		3-Ptr		Rebounds			PF	TP	A	TO	Blk	Stl	Min
		FG-FGA	FG-FGA	FT-FTA	Off	Def	Tot								
02	Harris, Alandise	f	3-6	0-0	1-2	1	3	4	2	7	3	1	2	1	25
10	Portis, Bobby	f	7-13	0-0	4-4	3	10	13	1	18	2	0	3	2	26
00	Madden, Rashad	g	3-5	1-2	2-2	0	3	3	1	9	5	2	0	0	27
05	Bell, Anthlon	g	2-6	0-2	2-2	0	1	1	2	6	2	1	0	0	21
31	Beard, Anton	g	2-8	1-5	2-3	2	2	4	3	7	1	2	0	1	30
01	Thompson, Trey	g	0-0	0-0	0-0	0	0	0	0	0	0	0	1	0	3
04	Durham, Jabril	g	0-2	0-0	0-0	0	0	0	1	0	0	0	0	0	4
14	Babb, Nick	g	0-2	0-1	0-0	0	1	1	1	0	0	0	0	0	2
21	Watkins, Manuale	g	2-3	0-0	0-0	2	3	5	2	4	1	0	0	1	12
22	Williams, Jacorey	g	3-5	0-0	1-2	2	2	4	2	7	0	0	2	1	14
24	Qualls, Michael	g	3-14	0-3	5-6	5	4	9	3	11	0	3	0	1	24
33	Kingsley, Moses	g	3-7	0-0	1-1	0	1	1	3	6	0	0	0	0	11
55	Miles, Keaton	g	0-0	0-0	0-0	0	0	0	0	0	0	0	0	0	1
Team			0		1		1								
Totals			28-71	2-13	17-22	15	31	46	21	75	14	9	8	7	200

FG % 1st Half: 13-37 35.1% 2nd half: 15-34 44.1% Game: 28-71 39.4%
3FG % 1st Half: 2-7 28.6% 2nd half: 0-6 0.0% Game: 2-13 15.4%
FT % 1st Half: 7-10 70.0% 2nd half: 10-12 83.3% Game: 17-22 77.3%

Officials: Gerry Pollard (R), Jamie Luckie, Lamar Simpson
Technical fouls: South Carolina-None. Arkansas-None.

Attendance: 14846

Estimated Actual Attendance: 10,019

Fouled out: South Carolina #25, Kacinas (3:10)

Score by periods	1st	2nd	Total	Points	In	Off	2nd	Fast	Bench
South Carolina	28	27	55	SC	22	1	21	8	7
Arkansas	35	40	75	AR	38	2	16	14	28



Arkansas placed five players in double figures and scored 58 first-half points on its way to a 101-87 victory over Auburn (Feb. 10) on the road. The 101-point output marked the largest total of the year for the Razorbacks.

GAME 23

Mississippi State vs Arkansas
Feb. 7, 2015 at 3 p.m. at Fayetteville, Ark. (Bud Walton Arena)

Mississippi State 41 • 11-12, 4-6 SEC

#	Player	Total		3-Ptr		Rebounds			PF	TP	A	TO	Blk	Stl	Min
		FG-FGA	FG-FGA	FT-FTA	Off	Def	Tot								
20	Ware, Gavin	f	7-15	0-0	2-2	3	6	9	2	16	0	4	1	0	29
25	Johnson, Roquez	f	1-3	0-0	4-6	0	6	6	3	6	0	5	1	0	28
01	Thomas, Fred	g	2-7	0-4	2-2	0	6	6	0	6	3	0	1	1	32
15	Ready, JJ	g	1-6	0-2	2-2	0	2	2	0	4	3	3	0	2	29
32	Sword, Craig	g	1-6	0-3	3-6	1	2	3	3	5	1	5	0	2	29
02	Houston, Demetrius	g	1-5	0-0	0-0	0	1	1	1	2	0	1	0	0	11
03	Bloodman, Trivante	g	1-1	0-0	0-2	1	5	6	1	2	1	2	0	0	11
05	Butler, Isaiah	g	0-0	0-0	0-0	0	0	0	0	0	0	1	0	1	2
10	Johnson, Jeffery	g	0-0	0-0	0-0	1	0	1	1	0	0	0	0	1	2
22	Ndoye, Fallou	g	0-0	0-0	0-0	0	1	1	2	0	0	1	0	0	5
22	Daniels, Travis	g	0-1	0-1	0-0	0	1	1	0	0	0	0	0	0	6
33	Black, Oliver	g	0-1	0-0	0-0	1	2	3	4	0	0	1	0	1	16
Team			2		1		3								
Totals			14-45	0-10	13-20	9	33	42	17	41	8	24	3	8	200

FG % 1st Half: 2-21 9.5% 2nd half: 12-24 50.0% Game: 14-45 31.1%
3FG % 1st Half: 0-5 0.0% 2nd half: 0-5 0.0% Game: 0-10 0.0%
FT % 1st Half: 5-6 83.3% 2nd half: 8-14 57.1% Game: 13-20 65.0%

Arkansas 61 • 18-5, 7-3 SEC

#	Player	Total		3-Ptr		Rebounds			PF	TP	A	TO	Blk	Stl	Min
		FG-FGA	FG-FGA	FT-FTA	Off	Def	Tot								
02	Harris, Alandise	f	4-6	0-1	1-3	0	1	1	3	9	2	1	2	2	29
10	Portis, Bobby	f	8-14	0-0	3-3	3	8	11	2	19	1	1	0	2	27
00	Madden, Rashad	g	3-6	0-3	1-1	0	4	4	2	7	4	1	0	2	29
24	Qualls, Michael	g	1-9	1-4	0-0	0	0	0	0	3	0	1	0	0	23
31	Beard, Anton	g	2-9	0-5	1-2	1	1	2	4	5	3	0	0	4	23
01	Thompson, Trey	g	0-0	0-0	2-2	0	0	0	0	2	0	2	0	1	2
04	Durham, Jabril	g	0-2	0-1	0-0	0	0	0	3	0	2	0	2	7	
05	Bell, Anthlon	g	4-9	4-8	0-0	1	0	1	0	12	2	1	0	1	21
14	Babb, Nick	g	0-0	0-0	0-0	0	0	0	0	0	0	0	0	1	2
21	Watkins, Manuale	g	1-1	0-0	0-0	0	4	4	1	2	1	0	0	0	15
22	Williams, Jacorey	g	1-4	0-0	0-0	2	2	2	1	2	0	0	1	0	9
33	Kingsley, Moses	g	0-3	0-0	0-0	1	4	5	1	0	1	2	3	0	11
55	Miles, Keaton	g	0-1	0-0	0-0	0	0	0	0	0	0	0	0	0	2
Team			4		0		4								
Totals			24-64	5-22	8-11	10	24	34	17	61	14	11	6	15	200

FG % 1st Half: 12-35 34.3% 2nd half: 12-29 41.4% Game: 24-64 37.5%
3FG % 1st Half: 3-14 21.4% 2nd half: 2-8 25.0% Game: 5-22 22.7%
FT % 1st Half: 3-4 75.0% 2nd half: 5-7 71.4% Game: 8-11 72.7%

Officials: Antinio Petty (R), Willi CJ Washington, Jeff Smith
Technical fouls: Mississippi State-None. Arkansas-None.

Attendance: 18283

Estimated Actual Attendance: 17,404

Score by periods	1st	2nd	Total	Points	In	Off	2nd	Fast	Bench
Mississippi State	9	32	41	MS	18	11	4	2	4
Arkansas	30	31	61	AR	30	22	12	8	18

GAME 24

Arkansas vs Auburn
Feb. 10, 2015 at 8 p.m. at Auburn, Ala. (Auburn Arena)

Arkansas 101 • 19-5, 8-3 SEC

#	Player	Total		3-Ptr		Rebounds			PF	TP	A	TO	Blk	Stl	Min
		FG-FGA	FG-FGA	FT-FTA	Off	Def	Tot								
02	Harris, Alandise	f	3-8	0-1	4-4	0	1	1	5	10	0	0	2	1	19
10	Portis, Bobby	f	9-15	0-1	4-4	1	7	8	2	22	2	3	2	1	27
00	Madden, Rashad	g	4-6	3-5	1-2	1	3	4	3	12	8	0	0	2	26
24	Qualls, Michael	g	6-9	3-5	4-5	0	2	2	4	19	2	2	0	2	25
31	Beard, Anton	g	3-6	0-2	1-1	1	4	5	7	5	0	0	0	0	17
01	Thompson, Trey	g	0-0	0-0	0-0	0	0	0	0	0	0	0	0	0	1
04	Durham, Jabril	g	1-4	1-2	0-0	0	0	0	0	2	3	2	0	0	13
05	Bell, Anthlon	g	4-7	4-7	4-5	0	2	2	0	16	1	1	0	0	15
14	Babb, Nick	g	0-0	0-0	0-0	0	0	0	0	0	0	0	0	1	1
21	Watkins, Manuale	g	1-1	0-0	0-0	0	1	1	1	2	2	2	0	1	24
22	Williams, Jacorey	g	2-7	0-0	2-4	1	3	4	2	6	1	1	1	2	18
33	Kingsley, Moses	g	1-1	0-0	0-0	2	1	3	2	0	1	2	0	0	8
55	Miles, Keaton	g	1-1	0-0	0-0	0	1	1	3	2	0	0	0	0	



YEAR IN REVIEW

GAME 25

Arkansas vs Ole Miss
Feb. 14, 2015 at 8 p.m. at Oxford, Miss. (Tad Smith Coliseum)

Arkansas 71 • 20-5, 9-3 SEC

#	Player	Total		3-Ptr		Rebounds			PF	TP	A	TO	Blk	Stl	Min
		FG-FGA	FG-FGA	FT-FTA	FT-FTA	Off	Def	Tot							
02	Harris, Alandise	f	2-8	0-1	2-2	0	1	1	1	6	3	0	1	0	30
10	Portis, Bobby	f	6-13	0-1	0-0	2	3	5	1	12	1	0	4	0	32
00	Madden, Rashad	g	3-10	1-6	3-4	2	3	5	1	10	6	4	1	0	34
24	Qualls, Michael	g	6-11	3-4	0-0	1	8	9	1	15	2	1	0	0	30
31	Beard, Anton	g	5-5	4-4	0-0	0	0	0	5	14	4	2	0	1	26
04	Durham, Jabril	g	1-3	1-2	0-0	0	1	1	1	3	1	2	0	0	10
05	Bell, Anthlon	g	0-2	0-2	0-0	0	0	0	1	0	0	1	0	0	5
21	Watkins, Manuale	g	4-4	0-0	0-0	0	1	1	1	8	1	1	0	1	14
22	Williams, Jacorey	g	0-2	0-0	0-2	0	1	1	3	0	0	0	0	0	11
33	Kingsley, Moses	g	1-1	0-0	1-2	1	2	3	2	3	0	0	1	0	8
Team						3	2	5							
Totals			28-59	9-20	6-10	9	22	31	17	71	18	11	7	2	200

FG % 1st Half: 18-35 51.4% 2nd half: 10-24 41.7% Game: 28-59 47.5%
 3FG % 1st Half: 4-12 33.3% 2nd half: 5-8 62.5% Game: 9-20 45.0%
 FT % 1st Half: 0-0 0.0% 2nd half: 6-10 60.0% Game: 6-10 60.0%

Ole Miss 70 • 17-8, 8-4 SEC

#	Player	Total		3-Ptr		Rebounds			PF	TP	A	TO	Blk	Stl	Min
		FG-FGA	FG-FGA	FT-FTA	FT-FTA	Off	Def	Tot							
04	Rhett, M.J.	f	8-11	0-0	0-0	5	4	9	3	16	0	2	2	0	25
11	Saiz, Sebastian	f	1-4	0-0	2-4	2	1	3	1	4	0	0	0	1	22
01	Newby, Martavious	g	2-10	1-4	2-2	2	9	11	2	7	2	0	0	1	28
32	Summers, Jarvis	g	2-7	0-2	3-4	0	1	1	2	7	6	1	0	0	27
42	Moody, Stefan	g	7-18	1-6	1-2	3	3	6	3	16	2	4	0	2	34
03	Smith, Terence	g	1-4	1-2	0-0	0	1	1	0	3	2	1	0	0	14
10	White, LaDarius	g	2-7	1-4	3-4	0	1	1	0	8	3	1	0	1	16
13	Perez, Anthony	g	2-3	1-2	0-2	4	2	6	0	5	0	0	1	0	15
23	Coleby, Dwight	g	0-2	0-0	4-4	0	1	1	3	4	0	1	1	0	19
Team						5	1	6							
Totals			25-66	5-20	15-22	21	24	45	14	70	15	10	4	5	200

FG % 1st Half: 12-35 34.3% 2nd half: 13-31 41.9% Game: 25-66 37.9%
 3FG % 1st Half: 1-9 11.1% 2nd half: 4-11 36.4% Game: 5-20 25.0%
 FT % 1st Half: 11-14 78.6% 2nd half: 4-8 50.0% Game: 15-22 68.2%

Officials: Pat Adams, Chuck Jones, Kevin Fehr
 Technical fouls: Arkansas-None. Ole Miss-None.
 Attendance: 8719

Score by periods	1st	2nd	Total
Arkansas	40	31	71
Ole Miss	36	34	70

	In	Off	2nd	Fast	Bench
Points	30	14	14	2	14
AR	30	14	14	2	14
OM	26	10	12	6	20



Moses Kingsley recorded a career-high five blocks at Mississippi State (Feb. 21) as Arkansas pulled away late for a four-point victory against the Bulldogs. Kingsley recorded 22 blocks on the year to rank second on the team.

GAME 26

Missouri vs Arkansas
Feb. 18, 2015 at 8:05 p.m. at Fayetteville, Ark. (Bud Walton Arena)

Missouri 69 • 7-19, 1-12 SEC

#	Player	Total		3-Ptr		Rebounds			PF	TP	A	TO	Blk	Stl	Min
		FG-FGA	FG-FGA	FT-FTA	FT-FTA	Off	Def	Tot							
03	Williams III, Johnat	f	4-11	2-2	3-4	2	8	10	3	13	0	8	0	0	27
05	Allen, D'Angelo	f	3-3	1-1	2-2	1	2	3	1	9	2	1	1	1	25
44	Rosburg, Ryan	f	1-3	0-0	2-2	1	0	1	0	4	0	1	0	0	18
12	Wright, Namon	g	2-6	0-3	0-0	0	0	0	4	4	2	1	0	0	16
14	Shamburger, Keith	g	1-4	0-2	0-0	1	0	1	3	2	4	2	0	0	29
02	Bello, Deuce	g	0-0	0-0	0-0	0	1	1	1	0	0	0	0	0	2
04	Isabell, Tramaine	g	5-9	3-5	0-1	0	2	2	1	13	3	3	0	1	26
13	Gill-Caesar, Montaqu	g	4-8	0-4	3-5	1	3	4	3	11	1	2	0	2	23
23	Gant, Jakeenan	g	5-7	0-0	1-1	2	5	7	3	11	3	0	0	1	19
45	Post, Keanau	g	1-1	0-0	0-0	0	2	2	3	2	0	1	0	0	15
Team						0	0	0			1				
Totals			26-52	6-17	11-15	8	23	31	22	69	15	20	1	5	200

FG % 1st Half: 11-25 44.0% 2nd half: 15-27 55.6% Game: 26-52 50.0%
 3FG % 1st Half: 3-7 42.9% 2nd half: 3-10 30.0% Game: 6-17 35.3%
 FT % 1st Half: 4-4 100.0% 2nd half: 7-11 63.6% Game: 11-15 73.3%

Arkansas 84 • 21-5, 10-3 SEC

#	Player	Total		3-Ptr		Rebounds			PF	TP	A	TO	Blk	Stl	Min
		FG-FGA	FG-FGA	FT-FTA	FT-FTA	Off	Def	Tot							
02	Harris, Alandise	f	2-4	1-2	3-4	1	3	4	1	8	2	0	1	1	26
10	Portis, Bobby	f	8-12	0-0	0-0	4	5	9	0	16	0	2	2	1	27
00	Madden, Rashad	g	2-6	1-5	0-1	0	3	3	2	5	3	2	0	0	29
24	Qualls, Michael	g	5-14	4-7	7-10	2	4	6	0	21	4	1	0	0	28
31	Beard, Anton	g	4-5	2-3	3-5	1	2	3	4	13	5	1	0	1	27
01	Thompson, Trey	g	0-0	0-0	0-0	0	0	0	1	0	0	0	0	0	1
04	Durham, Jabril	g	0-2	0-1	0-0	1	0	1	3	0	0	0	0	1	6
05	Bell, Anthlon	g	2-6	2-4	2-4	0	1	1	1	8	2	0	0	1	14
14	Babb, Nick	g	0-0	0-0	0-0	0	0	0	0	0	0	0	0	0	1
21	Watkins, Manuale	g	1-3	0-0	2-2	2	1	3	4	4	2	0	0	2	14
22	Williams, Jacorey	g	3-3	0-0	1-3	0	2	2	0	7	1	1	0	1	13
33	Kingsley, Moses	g	0-3	0-0	2-2	0	0	0	2	2	1	1	1	1	13
55	Miles, Keaton	g	0-0	0-0	0-0	0	0	0	0	0	0	0	0	0	1
Team						1	0	1							
Totals			27-58	10-22	20-31	12	21	33	18	84	20	8	4	9	200

FG % 1st Half: 12-28 42.9% 2nd half: 15-30 50.0% Game: 27-58 46.6%
 3FG % 1st Half: 5-13 38.5% 2nd half: 5-9 55.6% Game: 10-22 45.5%
 FT % 1st Half: 8-13 61.5% 2nd half: 12-18 66.7% Game: 20-31 64.5%

Officials: Doug Simmons (R), Lamar Simpson, Darron George
 Technical fouls: Missouri-None. Arkansas-None.
 Attendance: 15740
 Estimated Actual Attendance: 12,693

Score by periods	1st	2nd	Total
Missouri	29	40	69
Arkansas	37	47	84

	In	Off	2nd	Fast	Bench
Points	30	6	6	4	37
MU-M	30	6	6	4	37
AR	22	18	22	9	21

GAME 27

Arkansas vs Mississippi State
Feb. 21, 2015 at 3 p.m. at Starkville, Miss. (Humphrey Coliseum)

Arkansas 65 • 22-5, 11-3 SEC

#	Player	Total		3-Ptr		Rebounds			PF	TP	A	TO	Blk	Stl	Min
		FG-FGA	FG-FGA	FT-FTA	FT-FTA	Off	Def	Tot							
02	Harris, Alandise	f	0-5	0-1	0-0	0	2	2	4	0	1	0	1	0	18
10	Portis, Bobby	f	4-10	0-0	5-6	4	5	9	5	13	1	2	4	2	28
00	Madden, Rashad	g	5-9	1-5	5-5	0	2	2	16	2	4	0	1	33	
24	Qualls, Michael	g	4-11	1-5	5-7	0	3	3	0	14	0	1	0	0	34
31	Beard, Anton	g	2-4	1-2	6-6	1	1	2	11	2	1	0	1	0	27
04	Durham, Jabril	g	0-0	0-0	0-0	0	0	0	0	0	0	0	0	0	3
05	Bell, Anthlon	g	0-2	0-2	0-0	0	0	0	2	0	1	1	0	1	10
21	Watkins, Manuale	g	0-2	0-0	0-0	0	0	0	2	0	2	1	0	1	10
22	Williams, Jacorey	g	3-7	0-0	1-2	1	2	3	2	7	1	1	0	2	22
33	Kingsley, Moses	g	1-4	0-0	2-5	3	3	6	0	4	0	0	5	0	12
Team						4	0	4			1				
Totals			19-54	3-15	24-31	13	18	31	19	65	10	14	11	7	200

FG % 1st Half: 11-32 34.4% 2nd half: 8-22 36.4% Game: 19-54 35.2%
 3FG % 1st Half: 3-11 27.3% 2nd half: 0-4 0.0% Game: 3-15 20.0%
 FT % 1st Half: 7-10 70.0% 2nd half: 17-21 81.0% Game: 24-31 77.4%

Mississippi State 61 • 12-15, 5-9 SEC

#	Player	Total		3-Ptr		Rebounds			PF	TP	A	TO	Blk	Stl	Min
		FG-FGA	FG-FGA	FT-FTA	FT-FTA	Off	Def	Tot							
20	Gavin Ware	f	5-8	0-0	3-5	1	8	9	4	13	0	4	1	1	27
25	Roquez Johnson	f	2-5	0-0	4-4	3	3	6	4	8	0	3	0	2	26
03	Trivante Bloodman	g	2-6	0-0	0-0	1	3	4	2	4	1	4	0	1	39
23	Travis Daniels	g	4-7	1-3	2-2	0	3	3	11	0	3	0	0	21	
32	Craig Sword	g	5-12	1-4	4-8	1	3	4	15	5	4	0	3	32	
01	Fred Thomas	g	1-6	1-3	1-2	2	2	1	4	0	1	0	0	17	
02	Demetrius Houston	g	3-6	0-0	0-0	1	0	1	2	6	0	2	1	1	11
22	Fallou Ndoye	g	0-2	0-0	0-0	2	1	3	1	0	0	1	1	0	14
33	Oliver Black	g	0-1	0-0	0-0	1	1	2	3	0	1	0	0	0	13
Team						4	4	8			1				
Totals			22-53	3-10	14-21	16	26	42	24	61	7	23	3	8	200



GAME 28

Texas A&M vs Arkansas
Feb. 24, 2015 at 8 p.m. at Fayetteville, Ark. (Bud Walton Arena)

Texas A&M 75 • 19-8, 10-5 SEC

#	Player	Total		3-Ptr		Rebounds			PF	TP	A	TO	Blk	Stl	Min
		FG-FGA	FG-FGA	FG-FGA	FT-FTA	Off	Def	Tot							
12	Jones, Jalen	f	4-16	0-0	2-2	6	7	13	4	10	1	2	0	0	33
14	Roberson, Courtney	f	4-8	0-0	6-7	5	3	8	3	14	3	3	0	1	29
05	Green, Jordan	g	1-3	0-0	0-0	1	2	3	0	2	1	0	0	0	20
21	Caruso, Alex	g	2-5	1-2	0-0	2	0	2	5	5	4	0	2	34	
23	House, Danuel	g	9-15	5-9	5-9	0	3	3	0	28	0	5	0	36	
03	Robinson, Alex	g	4-7	2-3	1-1	2	2	4	3	11	1	3	0	20	
04	Miller, Tavario	g	0-0	0-0	0-0	0	0	0	2	0	0	2	0	5	
10	Trocha-Morelos, Tony	g	0-2	0-0	0-0	1	1	2	2	0	0	0	0	10	
15	Fitzgerald, Davonte	g	1-3	0-0	0-0	0	0	0	0	2	0	1	0	5	
22	Allen, Peyton	g	1-2	1-2	0-0	0	0	0	2	3	0	0	0	8	
Team						5	4	9			1				
Totals			26-61	9-16	14-19	22	22	44	21	75	11	21	0	4	200

FG % 1st Half: 8-22 36.4% 2nd half: 18-39 46.2% Game: 26-61 42.6% Deadball Rebounds 3.1
3FG % 1st Half: 3-5 60.0% 2nd half: 6-11 54.5% Game: 9-16 56.3%
FT % 1st Half: 7-8 87.5% 2nd half: 7-11 63.6% Game: 14-19 73.7%

Arkansas 81 • 23-5, 12-3 SEC

#	Player	Total		3-Ptr		Rebounds			PF	TP	A	TO	Blk	Stl	Min
		FG-FGA	FG-FGA	FG-FGA	FT-FTA	Off	Def	Tot							
02	Harris, Alandise	f	4-5	1-2	2-3	1	2	3	1	11	4	2	4	2	29
10	Portis, Bobby	f	9-13	1-2	3-3	2	2	4	3	22	1	1	3	1	30
00	Madden, Rashad	g	4-9	1-3	2-2	3	2	5	1	11	5	2	0	3	29
24	Qualls, Michael	g	0-7	0-3	6-9	2	3	5	2	6	2	2	2	0	30
31	Beard, Anton	g	3-7	2-4	0-0	1	0	1	4	8	1	0	0	1	21
04	Durham, Jabril	g	1-3	1-3	0-0	0	0	0	0	3	0	0	0	1	7
05	Bell, Anthlon	g	5-8	4-7	0-2	0	1	1	2	14	3	0	0	1	19
14	Babb, Nick	g	0-0	0-0	0-0	0	0	0	0	0	1	0	0	0	2
21	Watkins, Manuale	g	0-0	0-0	0-0	0	0	0	1	0	3	1	0	2	12
22	Williams, Jacorey	g	2-4	0-0	0-2	0	1	1	2	4	1	2	0	0	10
33	Kingsley, Moses	g	1-1	0-0	0-0	0	1	1	1	2	0	0	3	1	11
Team						1	1	2							
Totals			29-57	10-24	13-21	10	13	23	17	81	21	10	12	12	200

FG % 1st Half: 18-33 54.5% 2nd half: 11-24 45.8% Game: 29-57 50.9% Deadball Rebounds 3.2
3FG % 1st Half: 8-16 50.0% 2nd half: 2-8 25.0% Game: 10-24 41.7%
FT % 1st Half: 5-9 55.6% 2nd half: 8-12 66.7% Game: 13-21 61.9%

Officials: Antinio Petty (R), Anthony Jordan, Kipp Kissingier
Technical fouls: Texas A&M-None. Arkansas-None.
Attendance: 16117
Estimated Actual Attendance: 16,117
Fouled out: Texas A&M #21, Caruso (0:12.9 2nd half)

Score by periods	1st	2nd	Total	Points	In	Off	2nd	Fast	Bench
Texas A&M	26	49	75	AR	30	4	18	2	16
Arkansas	49	32	81	AR	24	27	15	8	23



Junior Anthlon Bell scored 17 points on 6-for-10 shooting from the floor, including a 5-for-8 mark from long range as Arkansas defeated South Carolina (March 5) on the road.

GAME 29

Arkansas vs Kentucky
Feb. 28, 2015 at 4 p.m. at Lexington, Ky. (Rupp Arena)

Arkansas 67 • 23-6, 12-4 SEC

#	Player	Total		3-Ptr		Rebounds			PF	TP	A	TO	Blk	Stl	Min
		FG-FGA	FG-FGA	FG-FGA	FT-FTA	Off	Def	Tot							
02	Harris, Alandise	f	4-8	0-1	4-4	1	0	1	1	12	2	1	0	0	26
10	Portis, Bobby	f	6-11	0-1	3-4	2	6	8	1	15	1	2	0	0	32
00	Madden, Rashad	g	3-6	2-4	3-4	1	2	3	1	11	3	3	0	0	34
24	Qualls, Michael	g	4-11	2-4	7-9	2	7	9	3	17	2	2	0	1	36
31	Beard, Anton	g	1-6	1-3	2-2	1	2	3	5	5	2	0	0	2	24
01	Thompson, Trey	g	0-0	0-0	0-0	0	0	0	0	0	0	0	0	0	1
04	Durham, Jabril	g	0-0	0-0	0-0	0	0	0	0	0	0	0	0	0	3
05	Bell, Anthlon	g	0-5	0-4	0-0	0	0	0	3	0	0	1	0	0	9
14	Babb, Nick	g	0-1	0-0	0-0	0	0	0	0	0	0	0	0	0	1
21	Watkins, Manuale	g	1-2	0-1	0-0	0	0	0	1	2	0	2	0	0	12
22	Williams, Jacorey	g	2-5	0-0	0-0	1	2	3	2	4	0	0	0	1	12
33	Kingsley, Moses	g	0-1	0-0	1-2	0	2	2	1	1	0	1	0	0	9
55	Miles, Keaton	g	0-0	0-0	0-0	0	0	0	0	0	0	0	0	0	1
Team						2	1	3	1						
Totals			21-56	5-18	20-25	10	22	32	20	67	10	12	0	4	200

FG % 1st Half: 8-27 29.6% 2nd half: 13-29 44.8% Game: 21-56 37.5% Deadball Rebounds 5.1
3FG % 1st Half: 0-9 0.0% 2nd half: 5-9 55.6% Game: 5-18 27.8%
FT % 1st Half: 10-12 83.3% 2nd half: 10-13 76.9% Game: 20-25 80.0%

Kentucky 84 • 29-0, 16-0 SEC

#	Player	Total		3-Ptr		Rebounds			PF	TP	A	TO	Blk	Stl	Min
		FG-FGA	FG-FGA	FG-FGA	FT-FTA	Off	Def	Tot							
12	Towns, Karl-Anthony	f	4-5	0-0	0-0	2	3	5	4	8	1	0	1	0	18
15	Cauley-Stein, Willie	f	3-6	0-0	1-4	4	5	9	4	7	2	2	4	2	32
41	Lyles, Trey	f	8-10	0-0	2-2	2	2	4	3	18	1	1	1	0	31
02	Harrison, Aaron	g	2-11	1-6	4-6	2	5	7	2	9	0	2	0	5	28
00	Harrison, Andrew	g	4-10	2-4	8-8	0	3	3	1	18	3	2	0	1	27
05	Lee, Marcus	g	0-0	0-0	0-0	0	0	0	0	0	0	1	0	0	3
00	Booker, Devin	g	4-10	0-4	2-2	0	2	2	0	10	3	0	0	0	22
03	Ullis, Tyler	g	4-6	2-3	4-6	1	0	1	2	14	3	0	0	0	22
24	Floreani, EJ	g	0-0	0-0	0-0	0	0	0	0	0	0	0	0	0	1
25	Hawkins, Dominique	g	0-0	0-0	0-0	0	0	0	0	0	0	0	0	0	1
35	Willis, Derek	g	0-0	0-0	0-0	0	0	0	0	0	0	0	0	0	1
44	Johnson, Dakari	g	0-2	0-0	0-0	1	2	3	3	0	1	1	0	0	14
Team						1	3	4							
Totals			29-60	5-17	21-28	13	25	38	19	84	13	9	6	8	200

FG % 1st Half: 12-30 40.0% 2nd half: 17-30 56.7% Game: 29-60 48.3% Deadball Rebounds 2
3FG % 1st Half: 3-10 30.0% 2nd half: 2-7 28.6% Game: 5-17 29.4%
FT % 1st Half: 15-20 75.0% 2nd half: 6-8 75.0% Game: 21-28 75.0%

Officials: Doug Shows, Orlando Poole, Mike Nance
Technical fouls: Arkansas-TEAM. Kentucky-None.
Attendance: 24416

Score by periods	1st	2nd	Total	Points	In	Off	2nd	Fast	Bench
Arkansas	26	41	67	AR	24	9	13	14	7
Kentucky	42	42	84	UK	40	16	15	10	24

GAME 30

Arkansas vs South Carolina
March 5, 2015 at 6 p.m. at Columbia, S.C. (Colonial Life Arena)

Arkansas 78 • 24-6, 13-4 SEC

#	Player	Total		3-Ptr		Rebounds			PF	TP	A	TO	Blk	Stl	Min
		FG-FGA	FG-FGA	FG-FGA	FT-FTA	Off	Def	Tot							
02	Harris, Alandise	f	2-3	0-1	0-0	1	1	2	3	4	0	1	0	0	17
10	Portis, Bobby	f	9-17	1-2	5-9	3	5	8	2	24	0	1	1	0	30
31	Beard, Anton	f	0-4	0-3	0-0	0	0	0	2	0	2	0	0	1	25
00	Madden, Rashad	g	3-5	1-3	2-2	2	5	7	3	9	2	0	1	26	
24	Qualls, Michael	g	7-18	0-4	4-6	4	3	7	3	18	0	2	0	4	33
01	Thompson, Trey	g	0-0	0-0	0-0	0	0	0	0	0	0	0	0	0	1
04	Durham, Jabril	g	0-0	0-0	0-0	0	0	0	1	0	1	1	0	0	4
05	Bell, Anthlon	g	6-10	5-8	0-0	1	1	2	3	17	1	2	1	0	22
14	Babb, Nick	g	0-0	0-0	0-0	0	0	0	0	0	0	0	0	0	1
21	Watkins, Manuale	g	1-1	0-0	0-0	1	0	1	2	2	0	1	0	1	9
22	Williams, Jacorey	g	2-7	0-0	0-0	2	3	5	3	4	2	0	0	1	23
33	Kingsley, Moses	g	0-0	0-0	0-0	0	0	0	1	0	1	0	1	1	9
Team						1	1	2							
Totals			30-65	7-21	11-17	15	19	34	23	78	14	12	3	10	200

FG % 1st Half: 19-34 55.9% 2nd half: 11-31 35.5% Game: 30-65 46.2% Deadball Rebounds 3
3FG % 1st Half: 5-10 50



YEAR IN REVIEW

GAME 31

LSU vs Arkansas
March 7, 2015 at 1 p.m. at Fayetteville, Ark. (Bud Walton Arena)

LSU 81 • 22-9, 11-7 SEC

#	Player	Total		3-Ptr		Rebounds			PF	TP	A	TO	Blk	Stl	Min
		FG-FGA	FG-FGA	FT-FTA	Off	Def	Tot								
01	MARTIN, Jarell	11-18	0-2	5-7	3	5	8	4	27	0	5	1	2	40	
22	MALONE, Darcy	0-3	0-1	1-2	1	3	4	4	1	3	2	1	0	26	
04	HORNSBY, Keith	6-14	1-4	0-2	1	5	6	1	13	2	2	0	2	33	
15	PATTERSON, Jaly	7-11	6-8	0-0	3	3	6	1	20	1	1	0	2	32	
55	QUARTERMAN, Tim	1-6	1-4	0-0	0	3	3	4	3	3	3	0	1	27	
05	GRAY, Josh	5-9	0-1	0-0	1	0	1	2	10	6	1	0	0	25	
20	BRIDGEWATER, Brian	1-3	0-0	0-0	1	1	2	2	2	1	0	0	0	13	
21	EPPS, Aaron	2-2	1-1	0-0	0	1	1	0	5	0	0	0	0	4	
Team						2		4							
Totals		33-66	9-21	6-11	12	23	35	18	81	16	14	2	7	200	

FG % 1st Half: 16-33 48.5% 2nd half: 17-33 51.5% Game: 33-66 50.0% Deadball Rebounds 4.2
3FG % 1st Half: 5-13 38.5% 2nd half: 4-8 50.0% Game: 9-21 42.9%
FT % 1st Half: 4-6 66.7% 2nd half: 2-5 40.0% Game: 6-11 54.5%

Arkansas 78 • 24-7, 13-5 SEC

#	Player	Total		3-Ptr		Rebounds			PF	TP	A	TO	Blk	Stl	Min
		FG-FGA	FG-FGA	FT-FTA	Off	Def	Tot								
02	Harris, Alandise	2-6	0-0	6-6	2	0	2	3	10	3	0	3	0	20	
10	Portis, Bobby	10-17	0-2	1-1	10	5	15	3	21	4	3	2	0	34	
00	Madden, Rashad	5-10	2-4	0-1	2	5	7	1	12	5	0	0	0	35	
24	Qualls, Michael	4-11	1-5	6-8	2	5	7	0	15	4	1	0	2	34	
31	Beard, Anton	1-3	0-2	1-3	0	0	0	0	3	1	2	0	4	16	
04	Durham, Jabril	0-1	0-1	0-0	0	0	0	0	0	0	0	0	0	6	
05	Bell, Anthlon	4-12	4-11	0-0	0	1	1	0	12	1	2	0	2	23	
21	Watkins, Manuale	0-0	0-0	0-0	1	1	2	1	0	0	1	0	0	6	
22	Williams, Jacorey	1-4	0-0	1-4	0	1	1	3	3	1	2	1	1	17	
33	Kingsley, Moses	1-2	0-0	0-0	0	0	0	1	2	0	1	1	0	9	
Team						1		4							
Totals		28-66	7-25	15-23	18	21	39	12	78	19	12	7	9	200	

FG % 1st Half: 15-32 46.9% 2nd half: 13-34 38.2% Game: 28-66 42.4% Deadball Rebounds 3.1
3FG % 1st Half: 2-12 16.7% 2nd half: 5-13 38.5% Game: 7-25 28.0%
FT % 1st Half: 3-8 37.5% 2nd half: 12-15 80.0% Game: 15-23 65.2%

Officials: Doug Shows (R), Tony Henderson, Patrick Evans
Technical fouls: LSU-None. Arkansas-None.
Attendance: 18966

Score by periods	1st	2nd	Total
LSU	41	40	81
Arkansas	35	43	78

	Points	In Paint	Off T/O	2nd Chance	Fast Break	Bench
LSU	38	18	17	13	17	17
AR	34	15	22	7	17	17

GAME 32

Tennessee vs Arkansas (SEC Tournament Quarterfinal)
March 13, 2015 at 6 p.m. at Nashville, Tenn. (Bridgestone Arena)

Tennessee 72 • 16-16

#	Player	Total		3-Ptr		Rebounds			PF	TP	A	TO	Blk	Stl	Min
		FG-FGA	FG-FGA	FT-FTA	Off	Def	Tot								
04	Moore, Armani	2-5	0-0	3-6	4	3	7	4	7	0	3	1	1	38	
23	Reese, Derek	1-6	0-2	5-7	4	3	7	5	7	2	0	0	1	24	
00	Punter, Kevin	3-12	2-6	5-5	0	1	1	4	13	1	4	0	2	30	
01	Richardson, Josh	7-14	2-4	6-8	2	8	10	5	22	3	3	1	2	38	
03	Hubbs III, Robert	3-12	2-5	0-0	4	0	4	4	8	2	0	0	0	35	
11	Owens, Tariq	2-5	0-0	3-4	3	0	3	2	7	0	1	0	0	11	
15	Mostella, Detrick	0-0	0-0	0-0	0	0	0	1	0	0	0	0	0	1	
24	Carmichael, Willie	0-0	0-0	1-2	0	3	3	4	1	0	0	0	0	6	
34	Baukman, Devon	2-7	1-5	2-2	0	3	3	2	7	1	1	0	1	17	
Team						3		5							
Totals		20-61	7-22	25-34	20	23	43	31	72	9	13	2	7	200	

FG % 1st Half: 4-25 16.0% 2nd half: 16-36 44.4% Game: 20-61 32.8% Deadball Rebounds 4
3FG % 1st Half: 2-6 33.3% 2nd half: 5-16 31.3% Game: 7-22 31.8%
FT % 1st Half: 15-17 88.2% 2nd half: 10-17 58.8% Game: 25-34 73.5%

Arkansas 80 • 25-7

#	Player	Total		3-Ptr		Rebounds			PF	TP	A	TO	Blk	Stl	Min
		FG-FGA	FG-FGA	FT-FTA	Off	Def	Tot								
02	Harris, Alandise	4-6	0-0	6-7	2	7	9	3	14	2	4	4	1	32	
10	Portis, Bobby	8-13	1-1	9-10	4	7	11	3	26	2	1	1	2	34	
00	Madden, Rashad	2-4	1-1	4-4	1	4	5	3	9	1	2	0	0	24	
24	Qualls, Michael	6-12	1-5	7-9	1	1	2	4	20	1	2	0	1	35	
31	Beard, Anton	1-7	0-4	3-4	0	3	3	5	5	5	1	0	0	33	
01	Thompson, Trey	0-0	0-0	0-0	0	0	0	0	0	0	0	0	0	0+	
04	Durham, Jabril	0-0	0-0	0-0	0	0	0	1	0	0	0	0	0	1	
05	Bell, Anthlon	1-5	1-5	3-3	0	0	0	2	6	2	1	0	3	16	
14	Babb, Nick	0-0	0-0	0-0	0	0	0	0	0	0	0	0	0	1	
21	Watkins, Manuale	0-1	0-0	0-0	0	0	0	2	0	0	0	0	0	8	
22	Williams, Jacorey	0-2	0-0	0-2	1	1	2	1	0	0	0	0	0	9	
33	Kingsley, Moses	0-1	0-0	0-0	0	2	2	2	0	0	1	0	0	7	
55	Miles, Keaton	0-0	0-0	0-0	0	0	0	0	0	0	0	0	0	0+	
Team						1		1							
Totals		22-51	4-16	32-39	10	25	35	26	80	13	12	5	7	200	

FG % 1st Half: 16-31 51.6% 2nd half: 6-20 30.0% Game: 22-51 43.1% Deadball Rebounds 3.1
3FG % 1st Half: 4-10 40.0% 2nd half: 0-6 0.0% Game: 4-16 25.0%
FT % 1st Half: 9-11 81.8% 2nd half: 23-28 82.1% Game: 32-39 82.1%

Officials: Doug Shows, Mike Nance, Patrick Evans
Technical fouls: Tennessee-None. Arkansas-None.
Attendance: 13135

Score by periods	1st	2nd	Total
Tennessee	25	47	72
Arkansas	45	35	80

	Points	In Paint	Off T/O	2nd Chance	Fast Break	Bench
UT	22	15	17	6	15	15
AR	30	19	11	4	6	6

GAME 33

Georgia vs Arkansas (SEC Tournament Semifinal)
March 14, 2015 at 2:30 p.m. at Nashville, Tenn. (Bridgestone Arena)

Georgia 49 • 21-11

#	Player	Total		3-Ptr		Rebounds			PF	TP	A	TO	Blk	Stl	Min
		FG-FGA	FG-FGA	FT-FTA	Off	Def	Tot								
02	Thornton, Marcus	4-9	0-0	5-6	3	9	12	1	13	1	1	0	2	31	
25	Geno, Kenny Paul	0-1	0-0	0-0	0	3	3	3	0	1	1	0	0	17	
42	Djurisic, Nemanja	1-6	0-1	1-3	1	3	4	3	3	2	2	0	1	27	
04	Mann, Charles	1-4	0-0	0-3	0	1	1	2	2	3	1	0	0	22	
30	Frazier, J.J.	1-9	1-4	2-2	1	3	4	2	5	4	3	0	2	34	
01	Maten, Yante	1-5	0-0	1-2	4	1	5	2	3	0	1	1	0	16	
03	Parker, Juwan	0-0	0-0	0-0	0	2	2	0	0	0	1	0	0	6	
10	Echols, Taylor	3-5	3-5	1-2	0	0	0	1	10	0	0	0	0	16	
11	Forte, Cameron	5-9	0-0	3-5	2	2	4	1	13	0	2	2	1	25	
24	Kessler, Houston	0-1	0-0	0-0	1	0	1	1	0	0	0	0	0	6	
Team						1		0							
Totals		16-49	4-10	13-23	13	24	37	16	49	11	12	3	6	200	

FG % 1st Half: 7-25 28.0% 2nd half: 9-24 37.5% Game: 16-49 32.7% Deadball Rebounds 3
3FG % 1st Half: 0-2 0.0% 2nd half: 4-8 50.0% Game: 4-10 40.0%
FT % 1st Half: 3-8 37.5% 2nd half: 10-15 66.7% Game: 13-23 56.5%

Arkansas 60 • 26-7

#	Player	Total		3-Ptr		Rebounds			PF	TP	A	TO	Blk	Stl	Min
		FG-FGA	FG-FGA	FT-FTA	Off	Def	Tot								
02	Harris, Alandise	4-6	0-1	0-0	0	4	4	0	8	0	0	0	0	27	
10	Portis, Bobby	1-14	0-0	2-3	3	9	12	3	4	1	3	0	1	30	
00	Madden, Rashad	2-6	0-2	2-2	1	2	3	3	6	1	2	0	1	20	
24	Qualls, Michael	5-13	1-4	4-5	1	5	6	2	15	1	1	0	0	28	
31	Beard, Anton	1-3	0-1	2-2	4	2	6	3	4	1	1	0	1	23	
04	Durham, Jabril	0-0	0-0	0-0	0	1	1	0	1	0	0	0	0	4	
05	Bell, Anthlon	4-9	2-6	0-0	0	0	0	1	10	0	0	0	2	18	
14	Babb, Nick	1-2	1-1	2-2	0	0	0	2	5	3	0	0	0	12	
21	Watkins, Manuale	1-3	0-0	0-0	0	1	1	1	2	0	1	0	0	15	



GAME 34

Arkansas vs Kentucky (SEC Tournament Championship)
March 15, 2015 at 12:05 p.m. at Nashville, Tenn. (Bridgestone Arena)

Arkansas 63 • 26-8

#	Player	Total		3-Ptr	FT-FTA	Rebounds			PF	TP	A	TO	Blk	Stl	Min
		FG-FGA	FG-FGA			Off	Def	Tot							
02	Harris, Alandise	f	3-7	0-1	2-3	1	2	3	4	8	0	1	1	0	31
10	Portis, Bobby	f	3-7	1-1	6-10	1	1	2	3	13	1	3	1	1	30
22	Williams, Jacorey	f	1-2	0-0	0-0	1	2	3	3	2	1	2	1	1	23
00	Madden, Rashad	g	1-8	0-3	2-2	0	4	4	4	4	2	3	0	0	29
31	Beard, Anton	g	4-8	1-2	0-0	2	1	3	2	9	0	1	0	1	25
04	Durham, Jabril	g	1-2	1-2	0-0	0	0	0	0	3	0	0	0	0	2
05	Bell, Anthlon	g	0-2	0-1	0-0	0	0	0	0	0	0	0	0	0	8
14	Babb, Nick	g	0-0	0-0	0-0	0	0	0	0	0	0	0	0	0	6
21	Watkins, Manuele	g	0-1	0-0	0-0	0	0	0	2	0	0	1	0	0	12
24	Qualls, Michael	g	8-12	1-3	1-2	2	0	2	1	18	1	1	0	1	24
33	Kingsley, Moses	g	3-5	0-0	0-0	2	1	3	3	6	0	0	0	0	10
	Team					4	1	5							
	Totals		24-54	4-13	11-17	13	12	25	22	63	5	12	3	4	200

FG % 1st Half: 9-31 29.0% 2nd half: 15-23 65.2% Game: 24-54 44.4% Deadball Rebounds 3
3FG % 1st Half: 3-9 33.3% 2nd half: 1-4 25.0% Game: 4-13 30.8%
FT % 1st Half: 4-7 57.1% 2nd half: 7-10 70.0% Game: 11-17 64.7%

Kentucky 78 • 34-0

#	Player	Total		3-Ptr	FT-FTA	Rebounds			PF	TP	A	TO	Blk	Stl	Min
		FG-FGA	FG-FGA			Off	Def	Tot							
12	Towns, Karl-Anthony	f	3-5	0-0	2-2	3	1	4	4	8	2	3	2	1	19
15	Cauley-Stein, Willie	f	5-6	0-0	5-6	3	7	10	2	15	0	3	2	0	30
41	Lyles, Trey	f	2-4	0-0	5-5	3	4	7	1	9	0	2	0	1	29
02	Harrison, Aaron	g	4-10	3-5	0-0	0	2	2	3	11	6	1	2	0	31
05	Harrison, Andrew	g	5-9	3-3	2-4	0	0	0	3	15	2	0	0	0	18
00	Lee, Marcus	g	2-3	0-0	0-0	1	2	3	1	4	0	0	0	0	7
01	Booker, Devin	g	1-4	1-3	0-0	0	0	0	1	3	0	2	0	0	17
03	Ulis, Tyler	g	2-5	0-1	4-4	0	1	1	1	8	6	1	0	1	34
24	Floreal, EJ	g	0-0	0-0	0-0	0	0	0	0	0	0	0	0	0	0+
25	Hawkins, Dominique	g	0-0	0-0	0-0	0	0	0	0	0	0	0	0	0	0+
35	Willis, Derek	g	0-0	0-0	0-0	0	0	0	0	0	0	0	0	0	0+
44	Johnson, Dakari	g	1-3	0-0	3-6	1	0	1	1	5	0	0	0	1	15
	Team					2	3	5							
	Totals		25-49	7-12	21-27	13	20	33	17	78	16	13	6	4	200

FG % 1st Half: 14-27 51.9% 2nd half: 11-22 50.0% Game: 25-49 51.0% Deadball Rebounds 5
3FG % 1st Half: 5-9 55.6% 2nd half: 2-3 66.7% Game: 7-12 58.3%
FT % 1st Half: 8-8 100.0 2nd half: 13-19 68.4% Game: 21-27 77.8%

Officials: Tony Greene, Doug Shows, Pat Adams
Technical fouls: Arkansas-TEAM. Kentucky-None.
Attendance: 20315

Score by periods	1st	2nd	Total
Arkansas	25	38	63
Kentucky	41	37	78

	Points	In Paint	Off T/O	2nd Chance	Fast Break	Bench
AR	34	16	15	6	27	
UK	32	11	14	10	20	



Michael Qualls led the team in scoring over the final four games of the year, averaging 20.0 points per game over that stretch, including a 27-point effort against North Carolina in the third round of the NCAA Tournament for his first career double-double.

GAME 35

Wofford vs Arkansas (NCAA Tournament 2nd Round)
March 19, 2015 at 8 p.m. at Jacksonville, Fla. (Veterans Memorial Arena)

Wofford 53 • 27-8

#	Player	Total		3-Ptr	FT-FTA	Rebounds			PF	TP	A	TO	Blk	Stl	Min
		FG-FGA	FG-FGA			Off	Def	Tot							
24	Justin Gordon	f	1-5	0-0	1-2	4	3	7	1	3	0	0	1	0	21
3	Lee Skinner	f	1-3	0-0	2-4	0	3	3	3	4	1	1	0	1	32
02	Karl Cochran	g	4-19	2-12	2-4	1	6	7	3	12	3	3	0	2	34
05	Eric Garcia	g	1-5	0-3	0-0	0	2	2	1	2	0	3	0	1	27
14	Spencer Collins	g	5-11	2-5	4-5	3	6	9	2	16	0	0	0	0	28
03	John Swinton	g	1-3	0-0	0-0	0	1	1	0	2	1	0	0	0	13
20	Jaylen Allen	g	4-7	3-4	1-1	1	0	1	2	12	1	0	0	1	19
31	C.J. Neumann	g	1-4	0-0	0-0	4	1	5	3	2	1	0	0	0	26
	Team					1	1	2							
	Totals		18-57	7-24	10-16	14	23	37	15	53	7	8	1	5	200

FG % 1st Half: 10-27 37.0% 2nd half: 8-30 26.7% Game: 18-57 31.6% Deadball Rebounds 4
3FG % 1st Half: 5-10 50.0% 2nd half: 2-14 14.3% Game: 7-24 29.2%
FT % 1st Half: 3-5 60.0% 2nd half: 7-11 63.6% Game: 10-16 62.5%

Arkansas 56 • 27-8

#	Player	Total		3-Ptr	FT-FTA	Rebounds			PF	TP	A	TO	Blk	Stl	Min
		FG-FGA	FG-FGA			Off	Def	Tot							
02	Harris, Alandise	f	3-5	0-1	2-3	0	8	8	4	8	1	2	0	0	29
10	Portis, Bobby	f	5-12	0-0	5-9	6	7	13	2	15	2	1	1	1	34
00	Madden, Rashad	g	2-5	0-1	0-1	0	5	5	2	4	5	3	0	0	28
24	Qualls, Michael	g	8-9	2-2	2-3	1	2	3	1	20	1	3	0	0	32
31	Beard, Anton	g	0-4	0-0	0-0	0	0	0	2	0	0	0	0	2	29
04	Durham, Jabril	g	1-2	1-1	0-0	0	0	0	0	3	2	1	0	0	7
05	Bell, Anthlon	g	0-3	0-2	0-0	0	0	0	1	0	1	0	0	1	14
21	Watkins, Manuele	g	0-2	0-1	0-0	0	1	1	1	0	0	0	0	0	10
22	Williams, Jacorey	g	1-3	0-0	0-0	0	2	2	2	2	1	0	2	0	11
33	Kingsley, Moses	g	2-3	0-0	0-0	1	1	2	1	4	0	0	0	0	6
	Team					0	1	1							
	Totals		22-48	3-8	9-16	8	27	35	16	56	13	10	3	4	200

FG % 1st Half: 10-23 43.5% 2nd half: 12-25 48.0% Game: 22-48 45.8% Deadball Rebounds 2
3FG % 1st Half: 3-5 60.0% 2nd half: 0-3 0.0% Game: 3-8 37.5%
FT % 1st Half: 4-6 66.7% 2nd half: 5-10 50.0% Game: 9-16 56.3%

Score by periods	1st	2nd	Total
Wofford	28	25	53
Arkansas	27	29	56

	Points	In Paint	Off T/O	2nd Chance	Fast Break	Bench
WOF	16	6	19	3	16	
AR	36	7	10	6	9	

GAME 36

Arkansas vs North Carolina (NCAA Tournament 3rd Round)
March 21, 2015 at 8 p.m. at Jacksonville, Fla. (Veterans Memorial Arena)

Arkansas 78 • 27-9

#	Player	Total		3-Ptr	FT-FTA	Rebounds			PF	TP	A	TO	Blk	Stl	Min
		FG-FGA	FG-FGA			Off	Def	Tot							
02	Harris, Alandise	f	0-3	0-0	0-0	1	1	2	4	0	0	4	1	1	13
10	Portis, Bobby	f	5-15	1-2	7-9	7	7	14	2	18	3	4	0	5	34
00	Madden, Rashad	g	5-8	2-5	1-2	1	1	2	3	13	5	3	1	1	30
24	Qualls, Michael	g	8-19	1-6	10-11	4	6	10	1	27	3	3	0	1	35
31	Beard, Anton	g	0-3	0-2	0-0	1	0	1	0	1	1	0	0	0	13
04	Durham, Jabril	g	1-4	1-4	2-2	0	0	0	3	5	3	1	0	0	16
05	Bell, Anthlon	g	4-8	3-6	0-0	0	0	0	3	11	1	4	1	0	22
21	Watkins, Manuele	g	0-1	0-0	0-0	1	0	1	2	0	0	0	0	0	5
22	Williams, Jacorey	g	0-2	0-0	0-0	2	1	3	2	0	1	0	0	0	18
33	Kingsley, Moses	g	1-2	0-0	2-3	2	3	5	2	4	0	1	0	1	14
	Team					1	0	1							
	Totals		24-65	8-25	22-27	20	19	39	23	78	17	21	3	9	200

FG % 1st Half: 12-39 30.8% 2nd half: 12-26 46.2% Game: 24-65 36.9% Deadball Rebounds 1
3FG % 1st Half: 4-11 36.4% 2nd half: 4-14 28.6% Game: 8-25 32.0%
FT % 1st Half: 8-9 88.9% 2nd half: 14-18 77.8% Game: 22-27 81.5%

North Carolina 87 • 26-11

#	Player	Total		3-Ptr	FT-FTA	Rebounds			PF	TP	A	TO	Blk	Stl	Min
		FG-FGA	FG-FGA			Off	Def	Tot							
03	Kennedy Meeks	f	4-5	0-0	1-2	3	1	4	4	9	0	4	0	0	15
13	J.P. Tokoto	f	4-9	0-0	5-7	2	3	5	3	13	8	0	0	2	34
44	Justin Jackson	f	6-13	0-2	4-6	2	1	3	2	16	1	3	0	2	26
05	Marcus Paige	g	5-14	3-6	9-9	0	6	6	0	22	0	3	0	5	37
11	Brice Johnson	g	2-8	0-0	3-4	4	9	13	5	7	3	1	2	2	29
00	Nate Britt	g	2-4	1-2	5-5	2	2	4	3	10	1	1	0	1	23
01	Theo Pinson	g	0-0	0-0	0-0	1	1	0	0	1	0	1	0	1	4
02	Joel Berry II	g	2-5	0-0	2-2	0	0	0	3	6	0	3	0	0	11
22	Isaiah Hicks	g	1-1	0-0	0-0	1	1	2	5	2	0	0	0	0	12
42	Joel James	g	1-1	0-0	0-2	1	0	1	0	2	0	1	0	1	9
	Team					2	1	3							
	Totals		27-60	4-10	29-37	17	25	42	25	87	14	16	3	13	200

FG % 1st Half: 16-40 40.0% 2nd half: 11-20 55.0% Game: 27-60 45.0% Deadball Rebounds 5
3FG % 1st Half: 1-6 16.7% 2nd half: 3-4 75.0% Game: 4-10 40.0%
FT % 1st Half: 6-7 85.7% 2nd half: 23-30 76.7% Game: 29-37 78.



YEAR IN REVIEW

\\ SEC STANDINGS

	Teams	Conference		Overall		Home	Away	Neutral	Streak
		W-L	Pct.	W-L	Pct.				
1.	Kentucky**^ (NCAA)	18-0	1.000	38-1	.974	19-0	10-0	9-1	L1
2.	Arkansas (NCAA)	13-5	.722	27-9	.750	17-2	7-5	3-2	L1
3.	LSU (NCAA)	11-7	.611	22-11	.667	13-4	8-3	1-4	L2
3.	Georgia (NCAA)	11-7	.611	21-12	.636	12-4	8-4	1-4	L2
3.	Texas A&M (NIT)	11-7	.611	21-12	.636	14-4	5-6	2-2	L1
3.	Ole Miss (NCAA)	11-7	.611	21-13	.618	9-7	8-4	4-2	L1
7.	Vanderbilt (NIT)	9-9	.500	21-14	.600	15-4	5-8	1-2	L1
8.	Alabama (NIT)	8-10	.444	19-15	.559	14-5	4-8	1-2	L1
8.	Florida	8-10	.444	16-17	.485	11-5	2-9	3-3	L1
10.	Tennessee	7-11	.389	16-16	.500	9-7	5-5	2-4	L1
11.	South Carolina	6-12	.333	17-16	.515	10-6	3-7	4-3	L1
11.	Mississippi State	6-12	.333	13-19	.406	9-8	3-8	1-3	L1
13.	Auburn	4-14	.222	15-10	.429	9-8	2-10	4-2	L1
14.	Missouri	3-15	.167	9-23	.281	8-8	0-10	1-5	L2

* - SEC Champion | ^ - SEC Tournament Champion

\\ SEC TOURNAMENT

Location: Bridgestone Arena • Nashville, Tenn.

First Round - Wednesday, March 11

- Game 1 #13 Auburn 74, Mississippi State 68
- Game 2 #11 South Carolina 63, #14 Missouri 52

Second Round - Thursday, March 12

- Game 3 #8 Florida 69, #9 Alabama 61
- Game 4 #13 Auburn 66, #5 Texas A&M 59
- Game 5 #10 Tennessee 67, #7 Vanderbilt 61
- Game 6 #6 Ole Miss 58, #11 South Carolina 52

Third Round - Friday, March 13

- Game 7 #1 Kentucky 64, #8 Florida 49
- Game 8 #13 Auburn 73, LSU 70
- Game 9 #2 Arkansas 80, #10 Tennessee 72
- Game 10 #3 Georgia 74, #11 South Carolina 62

Semifinals - Saturday, March 14

- Game 11 #1 Kentucky 91, #12 Auburn 67
- Game 12 #2 Arkansas 60, #3 Georgia 49

Finals - Sunday, March 15

- Game 13 #1 Kentucky 78, #2 Arkansas 63

All-Tournament Team

Michael Qualls, Arkansas

- KT Harrell, Auburn
- ^Willie Cauley-Stein, Kentucky
- Aaron Harrison, Kentucky
- Andrew Harrison, Kentucky
- ^ - Most Valuable Player

\\ SEC AWARDS

Player of the Year: Bobby Portis, Arkansas

- Coach of the Year: John Calipari, Kentucky
- Scholar-Athlete of the Year: Levi Randolph, Alabama
- Freshman of the Year: Karl-Anthony Towns, Kentucky
- Sixth-Man of the Year: Devin Booker, Kentucky
- Defensive Player of the Year: Willie Cauley-Stein, Kentucky

First Team All-SEC

Bobby Portis, Arkansas

- Willie Cauley-Stein, Kentucky
- Karl-Anthony Towns, Kentucky
- Jarell Martin, LSU
- Jordan Mickey, LSU
- Stefan Moody, Ole Miss
- Josh Richardson, Tennessee
- Danuel House, Texas A&M
- Damian Jones, Vanderbilt

Second Team All-SEC

- Levi Randolph, Alabama
- Michael Qualls, Arkansas
- KT Harrell, Auburn
- Dorian Finney-Smith, Florida
- Marcus Thornton, Georgia
- Devin Booker, Kentucky
- Aaron Harrison, Kentucky
- Craig Sword, Mississippi State
- Jalen Jones, Texas A&M

SEC All-Freshman Team

- Anton Beard, Arkansas
- Devin Robinson, Florida
- Devin Booker, Kentucky
- Trey Lyles, Kentucky
- Karl-Anthony Towns, Kentucky
- Tyler Ulis, Kentucky
- Wade Baldwin IV, Vanderbilt
- Riley LaChance, Vanderbilt

SEC All-Defensive Team

- Marcus Thornton, Georgia
- Willie Cauley-Stein, Kentucky
- Jordan Mickey, LSU
- Josh Richardson, Tennessee
- Damian Jones, Vanderbilt

\\ AP ALL-SEC AWARDS

Player of the Year: Bobby Portis

- Coach of the Year: John Calipari
- Freshman of the Year: Karl-Anthony Towns

First Team All-SEC

u-Bobby Portis, Arkansas

- Willie Cauley-Stein, Kentucky
- t-Karl-Anthony Towns, Kentucky
- Stefan Moody, Ole Miss
- t-Jarell Martin, LSU
- t-Jordan Mickey, LSU
- Josh Richardson, Tennessee

Second Team All-SEC

Michael Qualls, Arkansas

- KT Harrell, Auburn
- Aaron Harrison, Kentucky
- Danuel House, Texas A&M
- Damian Jones, Vanderbilt

Honorable Mention

- Levi Randolph, Alabama
- Marcus Thornton, Georgia
- Devin Booker, Kentucky
- Alex Caruso, Texas A&M

u - unanimous choice

t - tie in voting



// SCORING

Player	Team	G	Pts.	Avg.
1. KT Harrell	Auburn	35	648	18.5
2. Bobby Portis	Arkansas	36	629	17.5
3. Jarell Martin	LSU	33	558	16.9
4. Stefan Moody	Mississippi St.	34	563	16.6
5. Josh Richardson	Tennessee	32	513	16.0
6. Michael Qualls	Arkansas	36	573	15.9
7. Jordan Mickey	LSU	31	478	15.4
8. Levi Randolph	Alabama	34	523	15.4
9. Danuel House	Texas A&M	26	384	14.8
10. Damian Jones	Vanderbilt	35	506	14.5

// REBOUNDING

Player	Team	G	Reb.	Avg.
1. Jordan Mickey	LSU	31	308	9.9
2. Cinmeon Bowers	Auburn	34	326	9.6
3. Jarell Martin	LSU	33	305	9.2
4. Bobby Portis	Arkansas	36	321	8.9
5. Marcus Thornton	UGA	31	226	7.3
6. Johnathan Williams	Missouri	32	228	7.1
7. Gavin Ware	Mississippi St.	30	212	7.1
8. Armani Moore	Tennessee	32	216	6.8
9. Jalen Jones	Texas A&M	31	206	6.6
10. Karl-Anthony Towns	Kentucky	38	252	6.6

// FIELD GOAL PCT

Player	Team	G	FG-FGA	Pct.
1. Damian Jones	Vanderbilt	35	186-331	.562
2. Bobby Portis	Arkansas	36	250-466	.536
3. Jarell Martin	LSU	33	202-397	.509
4. Jordan Mickey	LSU	31	191-379	.504
5. Josh Richardson	Tennessee	32	184-399	.461
6. KT Harrell	Auburn	35	194-428	.453
7. Michael Qualls	Arkansas	36	180-413	.436



Rashad Madden ranked second in the SEC with 164 total assists, while his 4.6 assists per game was good for third in the league.

// ASSISTS

Player	Team	G	Assists	Avg.
1. Alex Caruso	Texas A&M	33	182	5.5
2. Jarvis Summers	Ole Miss	33	160	4.8
3. Rashad Madden	Arkansas	36	164	4.6
4. Kasey Hill	Florida	33	149	4.5
5. Wade Baldwin IV	Vanderbilt	35	155	4.4
6. Tim Quarterman	LSU	33	133	4.0
7. Keith Shamburger	Missouri	32	124	3.9
8. Josh Gray	LSU	31	118	3.8
9. Tyler Ulis	Kentucky	36	134	3.7
10. Charles Mann	UGA	33	119	3.6

// STEALS

Player	Team	G	Steals	Avg.
1. Josh Richardson	Tennessee	32	67	2.1
2. Alex Caruso	Texas A&M	33	69	2.1
3. Stefan Moody	Ole Miss	34	57	1.7
4. Kevin Punter	Tennessee	32	51	1.6
5. KC Ross-Miller	Auburn	35	54	1.5
6. Levi Randolph	Alabama	34	50	1.5
7. Armani Moore	Tennessee	32	46	1.4
8. Wade Baldwin IV	Vanderbilt	35	50	1.4
9. Tim Quarterman	LSU	33	47	1.4
10. Sindarius Thornwell	South Carolina	33	43	1.3

// FREE THROW PCT

Player	Team	G	FT-FTA	Pct.
1. Stefan Moody	Ole Miss	34	149-165	.903
2. Rashad Madden	Arkansas	36	100-116	.862
3. Levi Randolph	Alabama	34	146-174	.839
4. Tyrone Johnson	South Carolina	33	93-112	.830
5. J.J. Frazier	UGA	32	86-104	.827
6. Karl-Anthony Towns	Kentucky	38	107-131	.817
7. KT Harrell	Auburn	35	162-199	.814
8. Josh Richardson	Tennessee	32	99-124	.798
9. Andrew Harrison	Kentucky	38	124-157	.790
10. Michael Qualls	Arkansas	36	158-204	.775

// BLOCKED SHOTS

Player	Team	G	Blocks	Avg.
1. Jordan Mickey	LSU	31	113	3.6
2. Karl-Anthony Towns	Kentucky	38	87	2.3
3. Damian Jones	Vanderbilt	35	70	2.0
4. Jimmie Taylor	Alabama	34	59	1.7
5. Willie Cauley-Stein	Kentucky	38	65	1.7
6. Yante Maten	UGA	32	45	1.4
7. Bobby Portis	Arkansas	36	50	1.4
8. L. Chatkevicius	South Carolina	33	44	1.3
9. James Siakam	Vanderbilt	34	42	1.2
10. Armani Moore	Tennessee	32	39	1.2

RAZORBACK BASKETBALL

THE #FASTEST40

LEADERSHIP

YEAR IN REVIEW

HISTORY

RECORDS

THE UNIVERSITY



SEC INDIVIDUAL LEADERS

\\ 3-POINT FG PCT

Player	Team	G	3FG-FGA	Pct.
1. KT Harrell	Auburn	35	98-226	.434
2. Matthe Fisher-Davis	Vanderbilt	34	71-177	.401
3. Danuel House	Texas A&M	26	62-155	.400
4. Keith Hornsby	LSU	33	72-183	.393
5. Michael Frazier	Florida	26	57-150	.380
6. Stefan Moody	Ole Miss	34	78-222	.351

\\ 3-POINT FG MADE

Player	Team	G	3FGS	Pct.
1. KT Harrell	Auburn	35	98	2.8
2. Danuel House	Texas A&M	26	62	2.4
3. Stefan Moody	Ole Miss	34	78	2.3
4. Michael Frazier	Florida	26	57	2.2
5. Keith Hornsby	LSU	33	72	2.2
6. Matthe Fisher-Davis	Vanderbilt	34	71	2.1
7. Riley LaChance	Vanderbilt	35	66	1.9
8. Duane Notice	South Carolina	33	61	1.8
9. Kenny Gaines	UGA	31	56	1.8
10. Anthlon Bell	Arkansas	36	65	1.8

\\ ASSIST/TURNOVER

Player	Team	G	Asst/Turn	Ratio
1. Tyler Ulis	Kentucky	36	134/38	3.5
2. Jarvis Summers	Ole Miss	33	160/67	2.4
3. Wade Baldwin IV	Vanderbilt	35	155/67	2.3
4. Andrew Harrison	Kentucky	38	135/63	2.1
5. J.J. Frazier	UGA	32	104/49	2.1
6. Kasey Hill	Florida	33	149/72	2.1
7. Keith Shamburger	Missouri	32	124/60	2.1
8. Rashad Madden	Arkansas	36	164/84	2.0
9. Alex Caruso	Texas A&M	33	182/100	1.8
10. Tyrone Johnson	South Carolina	33	114/63	1.8

\\ MINUTES PLAYED

Player	Team	G	Mins	Avg.
1. Josh Richardson	Tennessee	32	1162	36.3
2. Keith Hornsby	LSU	33	1172	35.5
3. Levi Randolph	Alabama	34	1200	35.3
4. Jarell Martin	LSU	33	1159	35.1
5. Jordan Mickey	LSU	31	1081	34.9
6. Keith Shamburger	Missouri	32	1092	34.1
7. Tim Quarterman	LSU	33	1108	33.6
8. Riley LaChance	Vanderbilt	35	1166	33.3
9. KT Harrell	Auburn	35	1156	33.0
10. Danuel House	Texas A&M	26	845	32.5

\\ OFFENSIVE REBOUNDS

Player	Team	G	Reb.	Avg.
1. Bobby Portis	Arkansas	36	133	3.7
2. Cinmeon Bowers	Auburn	34	123	3.6
3. Jordan Mickey	LSU	31	99	3.2
4. Jarell Martin	LSU	33	98	3.0
5. Armani Moore	Tennessee	32	91	2.8
6. James Siakam	Vanderbilt	34	91	2.7
7. Dorian Finney-Smith	Florida	28	73	2.6
8. Kourtney Roberson	Texas A&M	33	81	2.5
9. Johnathan Williams	Missouri	32	78	2.4
10. Willie Cauley-Stein	Kentucky	38	89	2.3

\\ DEFENSIVE REBOUNDS

Player	Team	G	Reb.	Avg.
1. Jordan Mickey	LSU	31	209	6.7
2. Jarell Martin	LSU	33	207	6.3
3. Cinmeon Bowers	Auburn	34	203	6.0
4. Marcus Thornton	UGA	31	173	5.6
5. Bobby Portis	Arkansas	36	188	5.2
6. Gavin Ware	Mississippi St.	30	150	5.0
7. Jalen Jones	Texas A&M	31	147	4.7
8. Johnathan Williams	Missouri	32	150	4.7
9. Karl-Anthony Towns	Kentucky	38	165	4.3
10. Damian Jones	Vanderbilt	35	151	4.3



Bobby Portis led the league in offensive rebounding, averaging 3.7 per game on his way to SEC Player of the Year honors.

// HISTORY //





THE BASKETBALL PALACE OF MID-AMERICA

\ \ BUD WALTON ARENA

Arkansas has played in Bud Walton Arena - The Basketball Palace of Mid-America - for 22 years and has drawn more than six million fans. In that time, it has ranked among national attendance leaders every season and the Hogs have won 81.2 percent of their home games.

When Arkansas joined the Southeastern Conference in August of 1990, then-Razorback Athletic Director Frank Broyles knew the athletic facilities had to be upgraded to contend in America's most nationally competitive league.

His attention turned immediately to basketball. The Hogs were very successful, coming off a Final Four trip earlier that year, but had just a 9,000-seat home, Barnhill Arena.

One day, Bud Walton, co-founder of Walmart, visited Broyles and asked him what Arkansas needed most to be competitive in the SEC. Broyles mentioned the need for additional basketball seats and was asked by Walton what a new arena would cost. The figure \$30 million was discussed and Walton offered to pay half. From that visit, Bud Walton Arena was born.

Groundbreaking to grand opening was accomplished in a remarkable 18 months. The Razorbacks played in Bud Walton for the first time in November of 1993. Everything went perfectly during the first full year. Not only did Arkansas sell out the arena, the Razorbacks were unbeaten in their new home (16-0) and won the 1994 National Championship.

The Hogs carry a 304-70 (.812) record into the 2015-16 season.

In 22 seasons, Arkansas has an all-time average attendance of 16,103 in Bud Walton Arena. Arkansas has ranked in the top 30 nationally in attendance every year in BWA.

Entering the 2015-16 campaign, Arkansas has a combined mark of 608-164 in its last two home arenas for an outstanding home winning percentage of .787 over the last 58 years.

Bud Walton Arena houses a deluxe museum on the ground level that includes a tribute to Arkansas' 1994 NCAA Championship and multiple Final Four appearances as well as the history of Razorback basketball, track and field, baseball, tennis and golf. Eye-catching displays that were recently updated on the concourse level salute Razorback highlights.

Enhancements prior to the 2009 season included the addition of courtside seating, electronic signage at the scorer's table, new retractable seats in the lower level, electronic ribbon boards along the bottom of the upper deck, replacing the Razorback on the court with the classic Razorback logo and opening up the student section by converting it from chairback seats to benches.

Eight suites were added prior to the 2008 season, raising the total to 47.

The Razorbacks received an expanded locker room in 2005, which was redesigned in 2012 and includes a lounge with a spacious meeting area.

This summer, a \$4 million investment was made to the arena to maximize fan experience. Fans will immediately notice a new center hung video board with four LED displays that will give Bud Walton Arena the largest video display of any basketball facility in the country. To go along with the visual enhancements, a brand new sound system has also been installed to enhance volume and clarity for every seat in the arena.

As captivating as the displays, museum and championship banners are, the aspect of the facility demanding the most attention is spirit. Every game still produces an NCAA Tournament-type atmosphere with the exception of the crowd, which is anything but neutral.

According to Rosser International in Atlanta, when the arena was built, there were more seats in less space than in any such facility in the world. It's no wonder the noise level can be absolutely ear-splitting.

From pre-game to post-game, Bud Walton Arena is perfectly choreographed with the band, the spirit groups, the lighting system, the public address, the scoreboard and the team. Each game at Bud Walton Arena is a rich experience, leaving Razorback fans hungry for more.



RAZORBACK BASKETBALL

THE #FASTEST40


LEADERSHIP

// ARKANSAS' ALL-TIME RECORD AT BWA

Year	Record	SEC Record	Attendance	Average	Natl Rk
1994	16-0 (.1000)	8-0 (1.000)	322,146	20,134	4th
1995	14-1 (.933)	7-1 (.875)	301,212	20,081	4th
1996	14-4 (.778)	6-2 (.750)	346,698	19,261	5th
1997	15-3 (.833)	6-2 (.750)	329,540	18,308	5th*
1998	15-0 (1.000)	8-0 (1.000)	291,089	19,406	4th
1999	14-2 (.875)	6-2 (.750)	292,704	18,294	5th
2000	9-5 (.643)	5-3 (.625)	249,300	17,807	6th
2001	16-2 (.889)	7-1 (.875)	292,057	16,225	9th
2002	11-5 (.688)	5-3 (.625)	241,033	15,065	13th
2003	8-8 (.563)	3-5 (.375)	236,638	14,790	14th
2004	10-6 (.625)	4-4 (.500)	236,676	14,792	13th
2005	13-3 (.813)	5-3 (.625)	252,608	15,788	9th
2006	15-1 (.938)	7-1 (.875)	239,336	14,958	12th
2007	13-3 (.813)	5-3 (.625)	267,520	16,720	9th
2008	15-1 (.938)	7-1 (.875)	274,360	17,148	8th
2009	12-6 (.667)	2-6 (.250)	288,781	16,043	11th
2010	12-9 (.571)	5-3 (.625)	276,821	13,182	25th
2011	15-3 (.833)	5-3 (.625)	216,398	12,022	29th
2012	17-3 (.850)	5-3 (.625)	262,329	13,116	23rd
2013	17-1 (.944)	9-0 (1.000)	251,968	13,998	20th
2014	17-2 (.894)	7-2 (.778)	269,838	14,202	21st
2015	16-2 (.889)	7-2 (.778)	283,485	15,750	11th
Totals	304-70 (.812)	128-51 (.715)	6,022,537	16,103	

22 straight years in top 30 in national attendance

* National rank based on regular-season average of 19,321



The key contributor to Arkansas' world-class facility, Bud Walton.

YEAR IN REVIEW

HISTORY

RECORDS

THE UNIVERSITY




HISTORY

\\ BUD WALTON ARENA

Crowds of 20,000-Plus

Rk	Attendance	Opponent	Date
1.	20,320	Kentucky	01/26/97
2.	20,298	Auburn	02/24/99
2.	20,298	Kentucky	01/29/95
4.	20,275	Alabama	01/24/98
5.	20,274	Georgia	03/03/01
6.	20,272	Auburn	03/04/95
7.	20,270	Cincinnati	12/09/95
8.	20,268	Kentucky	01/29/05
8.	20,268	Alabama	01/24/95
10.	20,266	Kentucky	02/25/01
11.	20,264	LSU	01/31/95
12.	20,262	Alabama	02/16/94
13.	20,260	Memphis	02/09/95
14.	20,258	Missouri	12/06/97
14.	20,258	Ole Miss	02/18/95
16.	20,256	Missouri	12/05/95
17.	20,248	Ole Miss	02/05/98
17.	20,248	Alabama	02/28/96
19.	20,246	Vanderbilt	02/01/94
20.	20,242	Mississippi St.	01/11/95
20.	20,242	Auburn	02/21/98
20.	20,242	Tulsa	12/23/94
23.	20,230	Florida	02/12/94
24.	20,224	Mississippi St.	03/05/94
25.	20,214	Tennessee	01/07/95
26.	20,212	Missouri	12/2/93
27.	20,208	Louisville	12/21/96
27.	20,208	Auburn	02/26/94
27.	20,208	LSU	01/11/94
30.	20,202	South Carolina	02/18/98
31.	20,198	Kentucky	02/20/99
32.	20,190	Georgia	02/15/97
33.	20,186	Providence	01/23/99
34.	20,184	Mississippi St.	02/13/99
34.	20,184	Delaware St.	12/11/93
36.	20,168	Georgia	01/16/99
36.	20,168	Montevallo	02/25/95
38.	20,164	Vanderbilt	02/07/98
39.	20,162	Mississippi St.	01/20/96
40.	20,158	LSU	01/30/96
41.	20,118	South Carolina	01/22/94
42.	20,114	LSU	01/27/99
43.	20,104	Ole Miss	01/09/98
43.	20,104	LSU	01/11/97
43.	20,104	Arizona	11/17/95
46.	20,102	Murray St.	12/10/94
47.	20,098	Texas Southern	12/28/93
48.	20,096	Ole Miss	01/05/94
49.	20,084	Jackson St.	12/18/93
50.	20,068	Tennessee	02/02/99
51.	20,048	Murray St.	11/29/93
52.	20,034	Montevallo	02/05/94
53.	20,018	Florida A&M	12/21/94
54.	20,014	Centenary	12/06/94
55.	20,008	SMU	01/03/94
56.	20,006	Memphis	02/01/97
57.	20,002	La.-Monroe	11/15/95



Corliss Williamson led Arkansas in scoring in the final game at Barnhill Arena and the first game at Bud Walton Arena.

\\ HOME GAME RECORDS

Most Individual Points: 51, Rotnei Clarke vs. Alcorn St., 11/13/10

Team: 166, vs. U.S. International, 12/09/89

Combined Teams: 267 (UA 166, U.S. International 101), 12/09/89

Most Individual Field Goals: 20, Dean Tolson vs. Texas A&M, 03/02/74

Team: 68, vs. U.S. International, 12/09/89

Combined Teams: 108 (UA 68, U.S. International 40), 12/09/89

Most Individual Field Goals Attempted: 36, Dean Tolson vs. Texas A&M, 03/02/74

Team: 101, vs. U.S. International, 12/09/89

Combined Teams: 201 (UA 97, Western Kentucky 104), 12/03/74

Most Individual Free Throws: 22, Martin Terry vs. Texas A&M, 01/22/72

Team: 55, vs. Rice, 02/05/72

Combined Teams: 96 (UA 55, Rice 41), 02/05/72

Most Individual Rebounds: 23, Nick Davis vs. Jackson St., 11/21/97

Team: 77, vs. Jackson St., 11/22/02

Combined Teams: 114 (UA 50, Western Kentucky 64), 02/03/74



The Razorbacks were 304-94 in 36 seasons in Barnhill Arena, winning the final 26 Southwest Conference (SWC) games played there.

// BARNHILL ARENA (Arkansas' home from 1958-1993)

Year	Record	Conference	Avg. Att.	Year	Record	Conference	Avg. Att.
1958	9-2 (.818)	6-1 (.857)	NA	1979	10-2 (.833)	6-2 (.750)	9,125
1959	5-4 (.556)	4-3 (.571)	NA	1980	12-0 (1.000)	8-0 (1.000)	9,129
1960	7-4 (.636)	4-3 (.571)	NA	1981	10-1 (.909)	7-1 (.875)	9,182
1961	8-2 (.800)	5-2 (.714)	NA	1982	11-0 (1.000)	8-0 (1.000)	9,198
1962	7-3 (.700)	4-3 (.571)	NA	1983	11-1 (.917)	7-1 (.875)	9,147
1963	6-3 (.667)	5-2 (.714)	NA	1984	11-0 (1.000)	8-0 (1.000)	8,840
1964	6-5 (.545)	4-3 (.571)	NA	1985	10-1 (.909)	7-1 (.875)	8,925
1965	5-5 (.500)	3-3 (.500)	NA	1986	4-7 (.364)	2-6 (.250)	8,641
1966	9-1 (.900)	6-1 (.857)	NA	1987	10-2 (.833)	6-2 (.750)	8,978
1967	3-5 (.375)	3-3 (.500)	NA	1988	11-1 (.917)	7-1 (.875)	8,725
1968	5-4 (.556)	5-2 (.714)	NA	1989	11-0 (1.000)	8-0 (1.000)	9,083
1969	5-5 (.500)	3-3 (.500)	NA	1990	10-1 (.909)	8-0 (1.000)	9,117
1970	3-4 (.429)	3-3 (.500)	NA	1991	13-1 (.929)	8-0 (1.000)	9,405
1971	3-11 (.214)	0-7 (.000)	NA	1992	10-1 (.909)	8-0 (1.000)	9,423
1972	7-4 (.636)	4-3 (.571)	NA	1993	9-2 (.818)	6-2 (.750)	9,435
1973	9-5 (.643)	5-2 (.714)	NA	Totals	304-94 (.764)	200-63 (.760)	8,916
1974	8-4 (.667)	5-2 (.714)	NA				
1975	12-2 (.857)	7-0 (1.000)	NA				
1976	11-1 (.917)	6-1 (.857)	NA				
1977	11-0 (1.000)	7-0 (1.000)	NA				
1978	12-0 (1.000)	7-0 (1.000)	6,305				

Note: UA was a member of the Southwest Conference from 1924-91 and has been a member of the Southeastern Conference since 1992.

Note: Barnhill Arena's capacity was expanded from 5,000 to 6,200 in 1977 and to 9,000 in 1978.

RAZORBACK BASKETBALL

THE #FASTEST40

LEADERSHIP

YEAR IN REVIEW

HISTORY

RECORDS

THE UNIVERSITY



\\ BUD WALTON ARENA RECORDS

Arkansas Team

Points: 137 vs. Troy State, 12/10/96
 Field Goals Made: 57 vs. Troy State (57-99), 12/10/96
 Field Goals Att.: 99 vs. Troy State (57-99), 12/10/96
 Field-Goal Pct.: .623 vs. Jackson State (48-77), 11/22/96
 3-Pointers Made: 21* vs. Troy State (21-37), 12/10/96
 3-Pointers Att.: 54* vs. North Texas (19-54), 12/30/98
 3-Point Pct. (Min. 15 att.): .667* vs. Western Carolina (14-21), 1999
 Free Throw Made: 48 vs. Ole Miss (48-53), 1/17/04
 Free Throw Att.: 53 vs. Ole Miss (48-53), 1/17/04; Northeastern Ill. (35 of 53), 11/16/97
 Free-Throw Pct. (Min. 10 att.): .941 vs. LSU (16-17) 2/12/05
 Offensive Rebounds: 30 vs. Alcorn State, 12/3/95; vs. Northeastern Ill., 11/16/97
 Defensive Rebounds: 48 vs. Jackson State, 11/22/02
 Total Rebounds: 77 vs. Jackson State, 11/22/02
 Personal Fouls: 35 vs. Cincinnati, 12/9/95
 Assists: 40 vs. Troy State, 12/10/96
 Turnovers: 31 vs. Alcorn State, 12/3/95
 Blocks: 18* vs. Missouri, 12/5/95
 Steals: 26* vs. La-Monroe, 11/25/00
 Points First Half: 71 vs. Alcorn State, 11/13/09
 Points Second Half: 75 vs. Missouri, 12/2/93

Opponent Team

Points: 98, Ole Miss, 2/4/09; Alabama, 2/28/96, Florida, 2/18/12
 Field Goals Made: 36, Northwestern State (36-70), 12/28/14
 Field Goals Att.: 93, Centenary (34-93), 12/6/94
 Field-Goal Pct.: .596, South Carolina (31-52), 1/8/00
 3-Pointers Made: 17, Florida (17-31), 1/14/98
 3-Pointers Att.: 40, Jackson State (13-40), 11/21/97
 3-Point Pct. (Min. 15 att.): .632, Texas St. (12-19), 12/6/05
 Free Throws Made: 38, Missouri (38-47), 12/15/95
 Free Throw Att.: 52, Ole Miss (32-52), 1/9/99
 Free-Throw Pct. (Min. 10 att.): .929, Ole Miss (13-14), 2/5/11
 Offensive Rebounds: 28, LSU, 1/11/97
 Defensive Rebounds: 34, LSU, 1/6/04
 Total Rebounds: 55, Missouri, 12/15/95
 Personal Fouls: 38, Northeastern Illinois, 11/16/97
 Assists: 23, Vanderbilt, 2/7/98
 Turnovers: 42, Bethune-Cookman, 12/2/97; Grambling, 12/31/00
 Blocks: 12, Ole Miss, 2/5/11
 Steals: 18, Alcorn State, 12/3/95
 Points First Half: 60, Alabama, 2/28/96
 Points Second Half: 56, Jackson State, 11/30/94

ARKANSAS INDIVIDUAL

Points: 51, Rotnei Clarke vs. Alcorn State, 11/13/09
 Field Goals Made: 15, Rotnei Clarke (15-21) vs. Alcorn State, 11/13/09
 Field Goals Att.: 28, Pat Bradley (11-28) vs. North Texas, 12/30/98
 Field-Goal Pct. (Min. 8 att.): 1.000* Lee Wilson (9-9) vs. Montevallo, 2/25/95
 3-Pointers Made: 13*#, Rotnei Clarke (13-21) vs. Alcorn St., 11/13/09
 3-Pointers Att.: 24*#, Pat Bradley (10-24) vs. North Texas, 12/30/98
 3-Point Pct. (Min. 6 att.): 1.000, Patrick Beverley (6-6) vs. Auburn, 3/8/08
 Free Throw Made: 17, Corliss Williamson (17-22) vs. Ole Miss, 2/18/95
 Free Throw Att.: 22, Corliss Williamson (17-22) vs. Ole Miss, 2/18/95
 Free-Throw Pct. (Min. 10 att.): 1.000*, Kareem Reid (14-14) vs. Memphis, 12/19/98;
 Alandise Harris (11-11) vs. SMU, 11/18/13;
 Jullyssee Nobles (10-10) vs. Auburn, 1/25/11
 Offensive Rebounds: 12, Dionisio Gomez vs. Georgia, 1/18/03 (17 total)
 Defensive Rebounds: 15, Nick Davis vs. Jackson State, 11/21/97
 Total Rebounds: 23*, Nick Davis vs. Jackson State, 11/21/97
 Assists: 15*, Kareem Reid vs. Jackson State, 11/22/96;
 Dontell Jefferson vs. Portland St., 11/18/05
 Turnovers: 8, Sonny Weems vs. Missouri, 11/28/07; Darian Townes vs. Tennessee, 2/24/07;
 Sunday Adebayo vs. Cincinnati, 12/9/95
 Blocks: 10, Steven Hill vs. Texas St., 12/6/05
 Steals: 8, Clint McDaniel vs. Florida A&M, 12/21/94



Rashad Madden scored 20-plus points five times at home in 2013-14, helping the Razorbacks average 86.7 points per game at Bud Walton Arena.

OPPONENT INDIVIDUAL

Points: 45, Jodie Meeks, Kentucky, 2/14/09
 Field Goals Made: 17, Jodie Meeks (17-24), Kentucky, 2/24/09
 Field Goals Att.: 29, Nate Driggers (13-29), Montevallo, 2/25/95
 Field-Goal Pct. (Min. 8 att.): .889, Nazr Mohammed (8-9), Kentucky, 1/26/97
 3-Pointers Made: 8, Aijay Foreman, Centenary (8-14), 12/6/94;
 Decarto Draper (8-13), Jackson State, 11/21/97; Joe Ervin, North Texas (8-14), 12/30/98
 3-Pointers Att.: 14, Aijay Foreman, Centenary, 12/6/94; Joe Ervin, North Texas, 12/30/98;
 Travis Bader, Oakland, 11/16/11
 3-Point Pct. (Min. 6 att.): .714, Dan Cross (5-7), Florida, 2/12/94
 Free Throw Made: 18, Jason Sutherland (18-20), Missouri, 12/5/95
 Free Throw Att.: 20, Ansu Sesay (14-20), Ole Miss, 2/18/95;
 Jason Sutherland (18-20), Missouri, 12/5/95
 Free-Throw Pct. (Min. 10 att.): .938, Erwin Dudley (15-16), Alabama, 2/5/03
 Offensive Rebounds: 11, Sunday Adebayo, Memphis, 2/1/97
 Defensive Rebounds: 14, Jaime Lloreda, LSU, 1/6/04
 Total Rebounds: 18, Korvotney Barber, Auburn, 1/24/09
 Assists: 12, Perth Robinson, Georgia, 1/18/95
 Turnovers: 12, Devin Gibson, Texas-San Antonio, 12/12/07
 Blocks: 10, PJ Roberson, Grambling St., 11/26/11
 Steals: 8, Terry Conerway, Southwest Texas State, 12/21/02

MISCELLANEOUS

Overall Record: 304-70 (.812)
 SEC Record: 128-51 (.715)
 Arkansas Points Scored: 28,745 (76.9); Opponents: 24,029 (64.2)
 Most Combined Points: 215 vs. Centenary (Arkansas 121, Centenary 94)
 Longest Winning Streak: 30 games (Memphis 2/1/97-North Texas 12/30/98)
 Longest Losing Streak: 3 (5x, last from 2/18/12-2/28/12)
 Field Goals: Arkansas: 11,107-24,007 (.463); Opponents: 8,785-21,866 (.402)
 Arkansas 100-Point Games: 39
 Arkansas 90-Point Games: 88
 Opponent 100-Point Games: 0
 Biggest Victory Margin: 58 vs. Montevallo (122-64), 2/5/94
 Biggest Defeat Margin: 30 vs. Florida (98-68), 2/18/12
 Record vs. Ranked Teams: 34-22
 Record vs. Top 10 Teams: 11-7
 Record vs. Top Five Teams: 6-4
 Last Ranked Team at BWA: No. 13 Kentucky, 1/14/14 (W, 87-85 OT)
 Highest Ranked Team at BWA: No. 2, 4x
 Highest Attendance: 20,320 vs. Kentucky, 1/26/97
 Lowest Attendance: 7,096 vs. Indiana State, 3/18/14

* UA Record || # SEC Record



// RAZORBACK BASKETBALL HISTORY

Championships were a tradition at Arkansas long before the Razorbacks earned the national title in 1994. The '94 championship was the grandest of them all, but the NCAA trophy isn't exactly the only one on the shelf in the fabulous Bud Walton Arena museum.

In fact, Arkansas has made six trips to the NCAA Final Four and earned 30 bids to the NCAA Tournament.

In conference play, Arkansas has won 24 league championships with 22 coming in the Southwest Conference between 1926 and 1991. The Hogs won the Southeastern Conference crown in 1992, their first year in the league, after winning three straight SWC titles. The Hogs have also won seven league tournament crowns.

Since joining the SEC, Arkansas has been a dominant member. The Razorbacks won overall titles in 1992 and 1994, and Western Division titles in 1992, '93, '94 and '95, and won the tournament crown in 2000.

Arkansas has a long-standing tradition of winning in basketball. It started in the 1920s and has carried through to this time. Even though Arkansas didn't begin playing basketball until 1924, the Hogs won more SWC championships than any other school.

It didn't take long for the Hogs to have an impact on the SWC. Two years after starting the program, Arkansas won its first league championship. It was the first of five in a row. Francis Schmidt, Arkansas' first basketball coach, guided the Hogs to the 1926, '27, '28 and '29 titles. Chuck Bassett was the coach of the 1930 championship squad.

Wear Schoonover, Arkansas' first football All-American, captained the 1930 club. He earned All-SWC honors three times. In fact, the Razorbacks dominated the all-conference squads of the late 1920s. In 1928, Arkansas had four of the five All-SWC

selections when Glen Rose, Tom Pickell, Gene Lambert Sr. and Schoonover were named all-league. Rose was also the first Razorback to earn All-America honors (1928), followed a year later by Pickell and Lambert.

The Hogs were loaded with all-conference talent during that time. Rose was a three-time All-SWC pick, as was Pickell.

Lambert and Rolla Adams made it twice as did Milan Creighton.

From 1926 through 1929, Arkansas was a combined 60-5.

When Schmidt left Arkansas as coach, he went to league rival TCU and was tough to beat until the Razorbacks hired Rose as head coach.

Rose began another glorious run with a co-championship in 1935. The Hogs won SWC titles in '36, '38, '41 and '42. The 1936 Razorbacks almost represented the United States in the Olympics, winning four games in an Olympic playoff before losing to a team of all-stars from California in the semifinals of the tournament.

Jim Lee Howell, Ike Poole, Taft Moody, Don Lockard, Jack Robbins, Howard Hickey and Johnny Adams were the stars of their day. Adams was an All-American in 1941. He was Arkansas' fifth All-American, but the last one UA would have until Ron Brewer made it in 1977.

From 1945-1950, Arkansas had four second-place finishes and shared the 1949 title. The Razorbacks then went through a mild recession before claiming a co-championship in 1958. By winning a playoff game against SMU, Arkansas qualified for the NCAA Tournament. It wasn't a pleasant experience. Oklahoma State, which featured Eddie Sutton as a player, downed the Hogs by 25, 65-40, and Oscar Robertson exploded for 58 points as the Hogs were drilled by Cincinnati, 97-62, in a consolation game.



Scotty Thurman's clutch three-pointer with the shot clock winding down and 51 seconds left to play gave Arkansas a 73-70 lead in the 76-72 victory over Duke in the 1994 NCAA Championship game.



HISTORY

As unpleasant as the tournament experience was, Arkansas would have loved to have gone back, but it didn't happen for 19 years. Not even Rose, who led the Hogs to the '58 title in his second stint as coach, could return Arkansas to glory. He retired following the 1966 season, but neither of his two successors, Duddy Waller or Lanny Van Eman, put a contender on the floor.

Van Eman did, however, bringing excitement to the game. His teams regularly scored in the 80s and 90s at a time when the traditional powers played games in the 60s. Van Eman recruited Martin Terry from junior college and Terry set school single-season scoring records that still stand. He averaged 28.3 points per game as a senior. Even though he played only two seasons, Terry still ranks among Arkansas' top 20 all-time scorers.

Unfortunately, Van Eman's teams usually gave up more points than they scored. Twice in 1971, Arkansas scored 100 or more points and lost.

Van Eman's second club managed to win 16 games, but only five came in SWC play. Arkansas and Baylor, which paired for a thrilling 111-110 Baylor victory the year before, put on another wild show with the Razorbacks winning, 131-109, in Fayetteville, setting a league record for points scored by two teams in a conference game.

After the 1974 Hogs won just 10 games, Frank Broyles, newly appointed athletic director as well as an already established football coach, decided it was time to make a commitment to basketball. He turned things around by hiring Sutton.

Sutton caught the state's attention in his first season when the Razorbacks finished 17-9 and second in the SWC. By the time his second team finished its 19-9 campaign, construction workers were already renovating Barnhill Arena, a facility constructed in 1957.

The 1976 Hogs also featured the nucleus of what was to become one of the greatest teams in history. Ron Brewer and Marvin Delph were sophomores. Sidney Moncrief was a freshman and he quietly led the nation in field goal percentage (.665, 149-224), and Sutton knew he had something special.

With half of Barnhill's facelift completed before the 1977 season, a new wave of excitement swept through the entire state of Arkansas.

The Razorbacks blitzed through the SWC unbeaten, winning their first league title in 19 years. Brewer, Moncrief and Delph were the toast of the Ozarks. Arkansas finished 26-2, but lost in the first round of the NCAA Tournament when Moncrief fouled out, allowing Wake Forest to come from behind for a victory.

Expectations were high in 1978 and the Hogs didn't disappoint. For a week, the Razorbacks were even ranked No. 1 in the Associated Press poll. A loss at Houston after two victories earlier in the week dropped the Hogs from their position at the top.

Arkansas shared the SWC title with Texas, but was upset by Houston, again on a last-second shot at the SWC Tournament. Stunned, the Razorbacks returned home unsure of whether or not they would receive an at-large bid to the NCAA Tournament.

The Hogs got in and victories over Weber State and No. 2 UCLA thrust Arkansas into the regional finals. Brewer hit a long jumper with less than a minute to play and Jim Counce scored on a layup at the end to seal a 61-58 victory over Cal-Fullerton, sending the Hogs to the Final Four.

No. 1-ranked Kentucky ended Arkansas' dreams of a national title with a semifinal victory, but Brewer hit another of his patented buzzer shots in the third-place game, giving Arkansas a thrilling 71-69 victory over Notre Dame.

With All-American Brewer and the sleek-shooting Delph gone, Moncrief and Steve Schall were left to lead the 1979 Hogs. It was almost a repeat performance of 1978.



The 1944 Razorback men's basketball team.

Moncrief was brilliant. He simply refused to allow his team to lose. After a brief midseason slump, Arkansas won 14 straight games, including two at the SWC Tournament and two in the NCAA Tournament. A victory over Louisville sent Arkansas into the Midwest Regional finals against No. 1-ranked Indiana State and superstar Larry Bird.

Arkansas could not stop Bird, but ISU could not contain Moncrief. In one of the greatest games in UA history, the Hogs suffered a 73-71 setback, when a last-second Sycamore shot bounced twice and fell in. Arkansas finished 25-5 and the Moncrief era was history.

Sutton won three more SWC titles and left behind a legacy, when his teams won 20 or more games nine years in a row. Arkansas played in the NCAA Tournament in each of those nine seasons, but never came close to returning to the Final Four. The Razorbacks even featured a team that had three future first-round NBA draft choices when Scott Hastings, Darrell Walker and Alvin Robertson played together. Joe Kleine, another future NBA product, redshirted that year (1982).

When Sutton left for Kentucky, Broyles turned a completely different direction when he hired Nolan Richardson. Richardson's teams were noted for defense, just as Sutton's were, but it was a different style of defense. Richardson's defense usually turned quickly to offense and his teams at Tulsa had led the nation in scoring.

Inheriting a group of players recruited to play at a slower pace, Richardson had to bite the bullet as his first season resulted in a 12-16 finish. Then he started recruiting. His second team won 19 games and his third was 21-9. His 1989 squad won Arkansas' first SWC title since 1982 and breezed through the league tournament. Arkansas set school scoring records and downed Loyola-Marymount in the first round of the NCAA Tournament before bowing to Louisville.

By then, Richardson's style and players had converted Razorback fans. Barnhill Arena was hopping every time the Hogs played. It wouldn't have taken a Final Four appearance for the state to go nuts, but when the Razorbacks reached the 1990 Final Four, the state went crazy.

The Hogs were SWC champs again and dominated the SWC Tournament for the second consecutive year. Triumphs over Princeton, Dayton, North Carolina and Texas sent the Razorbacks into the Final Four. A loss to Duke in the semifinals ended the season at 30-5.



// MEMORABLE GAMES

The history of Razorback basketball is filled with thrilling and even heart-stopping moments. The Final Four, conference championships and last-second, game-winning jumpers shape the memories of the "greatest" moments in Arkansas history. Following are 10 of those:

No. 2 ARKANSAS 76, No. 6 DUKE 72 NCAA Championship Game April 4, 1994, at Charlotte, N.C.

Despite UA's incredible basketball success through the years, the Razorbacks had never played for the national championship until their battle with Duke at the Charlotte Coliseum. The Hogs had been ranked No. 1 much of the year, but Duke had won two national titles in the three previous seasons and had defeated Arkansas in the 1990 Final Four at Denver.

Duke controlled the tempo in the first half and Corliss Williamson, who had been nearly unstoppable in the entire tournament, missed his first five shots for the Razorbacks. The Blue Devils led by as many as five points in the opening period, but Scotty Thurman drilled a late three-pointer to give UA a 34-33 halftime advantage.

Corey Beck hit a short jumper early in the second half to give the Hogs a 38-35 lead, but Duke scored 13 unanswered points and suddenly led 48-38 with 17:09 left. While the surge left Duke fans roaring their approval, it also sped up the tempo of the game. The Razorbacks trailed but actually had the Blue Devils right where they wanted them.

Playing at a quicker pace, Arkansas caught up in less than five minutes. When Al Dillard drilled a three with 8:08 remaining to give UA a five-point lead, it looked like momentum had swung to the Hogs for good. Duke fought back and tied the game at 65-65 and finally 70-all with 1:29 remaining. The Razorbacks took a timeout.

When Dwight Stewart fumbled a pass, he quickly passed it out to Thurman with the shot clock winding down. Thurman had no choice but to shoot. As his shot was narrowly clearing the outstretched hand of Antonio Lang, the shot clock hit zero. The shot, though, was true. It was a dagger to the hearts of the Blue Devils and surpassed U.S. Reed's halfcourt jumper against Louisville as the most famous shot in UA history.

Duke never recovered. Three free throws in the final seconds clinched the 76-72 victory that gave Arkansas the 1994 national championship.

Arkansas 76, Duke 72 Final Four • National Championship Game • April 4, 1994 Charlotte Coliseum • Charlotte, N.C. • Att.: 23,674

Duke		Tot-FG		3-Pt		FT		FTA		Rebounds			PF	TP	A	TO	BLK	S	MIN
##	Player	FG	FGA	FG	FGA	FT	FTA	OF	DE	Tot	PF	TP	A	TO	BLK	S	MIN		
21	Antonio Lang *	6	9	0	0	3	3	3	2	5	5	15	3	5	1	0	34		
33	Grant Hill *	4	11	1	4	3	5	1	13	14	3	12	6	9	3	3	38		
44	Cherokee Parks *	7	10	0	0	0	1	3	4	7	3	14	0	0	2	0	30		
5	Jeff Capel *	6	16	2	6	0	0	1	4	5	3	14	4	6	0	1	35		
20	Chris Collins *	4	11	4	8	0	0	0	0	0	1	12	1	1	1	1	34		
3	Marty Clark	1	6	0	2	1	2	1	0	1	2	3	3	2	0	0	15		
52	Erik Meek	1	2	0	0	0	0	3	4	7	1	2	0	0	0	0	14		
TEAM																			
Totals		29	65	7	20	7	11	14	30	44	18	72	17	23	7	5	200		

FG%	1st Half: 15-39 .484	2nd Half: 14-34 .412	Game: 446	DEADBALL
3-PT FG%	1st Half: 2-9 .222	2nd Half: 5-11 .455	Game: 350	REBOUNDS
F Throw%	1st Half: 1-3 .333	2nd Half: 6-8 .750	Game: 636	1

Arkansas		Tot-FG		3-Pt		FT		FTA		Rebounds			PF	TP	A	TO	BLK	S	MIN
##	Player	FG	FGA	FG	FGA	FT	FTA	OF	DE	Tot	PF	TP	A	TO	BLK	S	MIN		
23	Ken Biley *	0	0	0	0	0	0	0	0	0	1	0	0	0	0	0	3		
34	Corliss Williamson *	10	24	0	0	3	5	7	1	8	3	23	3	5	2	2	35		
15	Dwight Stewart *	3	11	0	5	0	0	4	5	9	3	6	4	1	0	4	29		
14	Corey Beck *	5	11	0	1	5	8	2	8	10	3	15	4	3	0	1	35		
30	Scotty Thurman *	6	13	3	5	0	0	1	4	5	2	15	1	0	0	1	36		
12	Clint McDaniel	2	5	1	3	2	4	0	2	2	2	7	3	1	0	3	32		
44	Darnell Robinson	1	5	0	0	0	0	1	1	2	1	2	0	1	0	0	12		
3	Al Dillard	1	5	1	4	1	2	1	0	1	1	4	0	0	0	0	8		
22	Davor Rimac	0	1	0	0	0	0	0	0	0	0	0	0	0	1	0	5		
33	Lee Wilson	2	2	0	0	0	0	1	3	4	1	4	0	1	0	0	5		
TEAM																			
Totals		30	77	5	18	11	19	19	25	44	17	76	15	12	3	11	200		

FG%	1st Half: 16-38 .421	2nd Half: 14-39 .359	Game: 390	DEADBALL
3-PT FG%	1st Half: 2-5 .400	2nd Half: 3-13 .231	Game: 278	REBOUNDS
F Throw%	1st Half: 0-0 .000	2nd Half: 11-19 .579	Game: 579	6

Technical fouls: None

Score by Periods	1st	2nd	Total
Duke	33	39	72
Arkansas	34	42	76



Corey Beck had 15 points, a team-high 10 rebounds and four assists in the championship game victory over Duke.



ARKANSAS 65, No. 1 NORTH CAROLINA 64 Feb. 12, 1984, at Pine Bluff, Ark.

North Carolina was 19-0 and ranked No. 1 nationally when the Tar Heels visited Pine Bluff. Arkansas was on its way to a second-place finish in the Southwest Conference and had defeated SMU in Dallas the day before.

Violent weather kept the Hogs from flying to Pine Bluff until the morning of the game, and the Razorbacks arrived in town two hours before the nationally televised contest.

North Carolina had plenty of weapons. Michael Jordan, Sam Perkins and Brad Daugherty, all future NBA stars, were in the starting lineup along with Steve Hale, a guard from Tulsa whose second choice of schools was Arkansas.

The Hogs were armed with Joe Kleine and Alvin Robertson, but the unsung heroes were Darryl Bedford and Charles Balentine. Bedford, a freshman who had been a little used reserve, hit all six of his shots and scored 12 points. Balentine, of course, was the hero at the end.

A crowd of 7,529 was in a frenzy from the opening tipoff to the final buzzer. They watched Jordan score 21 points and Kleine answer with 20. Perkins had 17 and Hale 15. Leroy Sutton scored 11 points, Balentine 10 and Robertson nine for the Hogs.

The second half was a nailbiter and the Tar Heels led by one with only seconds to play. Balentine drove the baseline and hit an eight-footer to give Arkansas the lead before UNC missed a buzzer shot.

Arkansas 65, North Carolina 64 Pine Bluff Convention Center • Pine Bluff, Ark. • Att.: 7,529

North Carolina		Tot-FG		FT	FTA	Tot	PF	TP	A	TO	BLK	S	MIN
##	Player	FG	FGA										
44	Matt Doherty *	2	9	1	1	4	2	5	4	3	0	1	36
41	Sam Perkins *	5	10	7	8	11	3	17	0	1	0	0	34
42	Brad Daugherty *	0	3	2	2	3	5	2	1	1	1	1	22
25	Steve Hale *	5	9	5	5	0	4	15	6	2	0	4	37
23	Michael Jordan *	9	15	3	5	1	2	21	1	4	0	0	35
24	Joe Wolf	0	1	2	2	1	2	2	0	0	0	0	21
22	Buzz Peterson	1	2	0	0	0	1	2	0	2	0	1	13
35	Dave Popson	0	0	0	0	1	0	0	0	0	0	0	2
TEAM						2							
Totals		22	49	20	23	22	20	64	12	13	1	7	200

FG%	1st Half: 11-22 .500	2nd Half: 11-27 .407	Game: .449	DEADBALL
F Throw%	1st Half: 12-13 .923	2nd Half: 8-10 .800	Game: .870	REBOUNDS
				2

Arkansas		Tot-FG		FT	FTA	Tot	PF	TP	A	TO	BLK	S	MIN
##	Player	FG	FGA										
24	Charles Balentine *	4	8	2	2	3	2	10	2	0	0	1	39
33	Leroy Sutton *	5	6	1	2	3	5	11	0	2	0	0	16
35	Joe Kleine *	5	12	10	10	2	20	0	3	1	1	1	39
14	Ricky Norton *	1	3	0	0	5	2	2	5	3	0	2	33
21	Alvin Robertson *	3	7	3	6	2	4	9	10	3	0	2	34
12	Scott Rose	0	0	0	0	0	0	0	0	0	0	0	1
22	Robert Kitchen	0	0	0	0	0	1	0	0	1	0	0	5
54	Darryl Bedford	6	6	0	0	2	3	12	0	3	0	0	25
30	Mike Ratliff	0	0	1	2	0	0	1	0	1	0	0	4
52	Eric Poersche	0	1	0	0	0	1	0	0	0	0	0	3
42	Robert Brannon	0	0	0	0	0	0	0	0	0	0	0	1
TEAM						1							
Totals		24	43	17	22	26	20	65	17	16	1	6	200

FG%	1st Half: 13-26 .500	2nd Half: 11-17 .647	Game: .558	DEADBALL
F Throw%	1st Half: 12-14 .857	2nd Half: 5-8 .635	Game: .773	REBOUNDS
				4

Technical fouls: Arkansas - Eddie Sutton

Score by Periods	1st	2nd	Total
North Carolina	34	30	64
Arkansas	38	27	65

RAZORBACK HISTORY

It nearly happened again in 1991. Arkansas won a school-record 34 games before falling to Kansas in the Southeast Regional finals. Arkansas ended its history in the Southwest Conference by winning the final three regular season and tournament championships.

A new era was launched in 1992 and the Razorbacks didn't miss a beat. Arkansas won the Southeastern Conference title with a 13-3 record. Included were two victories over Shaquille O'Neal-led LSU and a big win at Kentucky. The Todd Day-Lee Mayberry-Oliver Miller era ended with a 26-8 season and another trip to the NCAAs.

After winning the SEC's Western Division in '93 and pushing North Carolina to the limit in a Sweet 16 loss to the eventual national champions, Arkansas enjoyed its best season ever in 1994. UA won nearly everything possible. The Razorbacks were SEC champs, again sweeping LSU and winning at Kentucky, they made the school's fifth trip to the Final Four and completed their dream season by beating Arizona and Duke to win the national title.

A year later, Arkansas was No. 1 in all the preseason polls, but the Hogs stumbled early before making a late-season run. UA repeated as Western Division champion, then downed Texas Southern, Syracuse, Memphis and Virginia to earn its sixth Final Four appearance.

A win over North Carolina in the semifinals allowed the Hogs to advance to the finals, but it was UCLA's year as the Bruins beat Arkansas for the 1995 crown, 89-78.

With every starter gone from the back-to-back Final Four clubs, Arkansas was expected to struggle in 1996. Richardson, however, molded together a young team and the Hogs peaked late. Seeded 12th in the NCAA East Regional, UA beat Penn State and Marquette to advance to the Sweet 16 before falling to top-ranked Massachusetts.

In 1997, Arkansas was forced to endure an NCAA inquiry, which proved fruitless, but it damaged the Hogs' recruiting. The streak of nine straight NCAA Tournament appearances ended but the Bud Walton Arena crowds were rejuvenated by three NIT games. Fans who never before had the opportunity to buy Razorback basketball tickets were able to attend and helped UA advance to the NIT semifinals in New York.

It was back to the NCAAs in 1998 as the Razorbacks, who got 10.4 points and an SEC-leading 9.8 rebounds per game from Nick Davis, won 24 games and reached the second round with a win over Nebraska.

Arkansas won its 10th straight NCAA Tournament first-round game in 1999 as Pat Bradley set school records for career three-point shooting (366-915, .400). Derek Hood recorded more double-doubles than anyone in UA history (18) and also led the league in rebounding (10.3), and Kareem Reid broke Mayberry's career record for assists (748).

UA also had one of the most unique weeks in its basketball history. The final two home games came over a five-day span against No. 5 Kentucky and No. 2 Auburn. Never before had Arkansas played two top 10 teams at home in the same week. Arkansas beat UK, 74-70, and topped Auburn, 104-88.

Following an up-and-down season in 2000, Arkansas won four games in four days, including wins over No. 16 Kentucky, No. 10 LSU and No. 23 Auburn to win the school's first SEC Tournament title. Brandon Dean was the MVP after averaging 15.2 points in the title run.



// RAZORBACK HISTORY

The 2001 club rebounded from an 0-3 league start with a six-game winning streak late in the year to earn Arkansas' 13th NCAA Tournament appearance in 14 years and its 15th straight post-season tournament berth.

The Nolan Richardson era came to an end in 2002 when he was released from his contract. The Razorbacks dropped to 14-15, including a 13-14 mark under Richardson. Mike Anderson was 1-1 as interim head coach for the last two games of the season.

Stan Heath rebuilt the roster with recruiting classes ranked as high as No. 13 by Rivals.com in 2004 and No. 7 by Hoop Scoop in 2003. In 2005, the Razorbacks won the Paradise Jam tournament title and went 18-12.

In 2006, Heath had Arkansas back in the NCAA Tournament, going 22-10 behind honorable mention All-American Ronnie Brewer (18.4 ppg), All-SEC guard Jonathon Modica (16.1 ppg) and SEC Sixth Man of the Year Eric Ferguson (8.1 ppg).

Arkansas earned another NCAA bid in 2007. The Razorbacks won the Old Spice Classic, reached the finals of the SEC Tournament and recorded the 27th 20-win season in school history by finishing 21-14. Patrick Beverley (13.9 ppg, 4.5 rpg) was the SEC Newcomer and Freshman of the year, and Steven Hill (6.2 ppg, 2.8 blocks) the SEC Defensive Player of the Year.

John Pelphrey, an honorable mention All-American as a player at Kentucky, became head coach for the 2008 season. His background included playing for Eddie Sutton and Rick Pitino at Kentucky, and working as an assistant coach for Sutton at Oklahoma State, and Billy Donovan at Marshall and Florida.

Pelphrey's first Razorback team went 23-12, was 6-2 against ranked teams, reached the finals of the SEC Tournament and advanced to the second round of the NCAA Tournament with a win over No. 24 Indiana. Sonny Weems (15.0 ppg, 4.5 rpg) was first-team All-SEC and won the College Slam Dunk championship.

Pelphrey's second team, in 2009, was short on depth and experience. The Hogs finished 14-16, but had wins over No. 4 Oklahoma and No. 7 Texas, and won the Jim Thorpe Classic. He would lead the team for two more years, but failed to return the Razorbacks back to the NCAA Tournament.

On March 23, 2011, the Razorbacks ushered in a new (old) style of basketball with the hiring of longtime Razorback assistant Mike Anderson. Anderson left the program in 2002 when Richardson departed and went on to highly successful stints at UAB and Missouri before returning to Arkansas. Anderson's first job was to retain a highly-touted recruiting class that ranked among the top 10 in the nation, which he did, and has brought a new mindset to the Razorback program.

Over his first three seasons at Arkansas, Anderson has produced a 59-39 record and is the first head coach in program history to win 18 or more games in each of his first three years. Anderson has also re-established Bud Walton Arena as one of the toughest places to play and brought excitement back to the tradition-rich program. Over the last three years, Arkansas has won 51 games at Bud Walton Arena, the most over any three-year span in the arena's 20-year history. Each of Anderson's teams have won a program record 17 home games, while the 2012-13 squad posted just the third unbeaten SEC home record (9-0) in program history and the first since 1998.



No. 1 INDIANA STATE 73, No. 5 ARKANSAS 71 NCAA Regional Final March 17, 1979, at Cincinnati, Ohio

A Final Four team in 1978, Arkansas was not expected to return in 1979 with the loss of Ron Brewer and Marvin Delph, two of the famed "Triplets." Sidney Moncrief, however, almost single-handedly pushed his team to greater heights than anyone expected.

Moncrief, senior Steve Schall and a cast of sophomores and freshmen put together a 14-game winning streak late in the year and arrived at the Midwest Regional finals ready to challenge No. 1-ranked and unbeaten Indiana State, and superstar Larry Bird. The stakes were a spot in the Final Four.

Bird was awesome. The Hogs simply could not stop him. With 9:22 left, he already had 27 points. Razorback Coach Eddie Sutton then made the ultimate gamble. He put the 6-4 Moncrief on the 6-9 Bird for the final seven minutes.

Bird scored just four more points. Meanwhile, Moncrief was almost as unstoppable as Bird had been. He finished with 24 points and eight rebounds, and had his team in a position to win late. Arkansas had the ball with 1:31 left and holding for the last shot with the score tied 71-71. With 1:02 remaining, U.S. Reed tripped and was called for walking, giving the Sycamores the ball.

ISU held for the last shot, but could not get the ball to Bird, who was smothered by Moncrief. It was Bob Heaton who launched the shot with two seconds left and the Hogs watched helplessly as it hit both sides of the rim before dropping through, depriving the Hogs of a second straight trip to the Final Four.

Indiana St. 73, Arkansas 71 Midwest Regional • Elite Eight • March 17, 1979 Riverfront Coliseum • Cincinnati, Ohio • Att.: 17,166

Indiana St.		Tot-FG										FT		FTA		Tot		PF		TP		A		TO		BLK		S		MIN	
##	Player	FG	FGA	FT	FTA	Tot	Pf	TP	A	TO	BLK	S	MIN																		
42	Alex Gilbert *	6	9	0	0	2	3	12	0	0	2	0	22																		
40	Brad Milley *	3	3	0	0	4	2	6	3	1	0	0	35																		
33	Larry Bird *	12	22	7	8	10	3	31	3	2	0	1	40																		
23	Steve Reed *	0	1	0	0	0	3	0	5	0	0	0	32																		
22	Carl Nicks *	5	11	3	4	4	4	13	3	3	0	0	33																		
30	Bob Heaton	4	5	0	0	1	0	8	0	0	0	0	16																		
44	Leroy Staley	1	4	1	3	3	1	3	0	1	0	1	22																		
TEAM Totals		31	55	11	15	20	16	73	14	7	2	2	200																		
FG%		1st Half: 15-30 .500				2nd Half: 16-25 .640				Game: 564				DEADBALL REBOUNDS																	
F Throw%		1st Half: 7-11 .636				2nd Half: 4-4 1.000				Game: 733				2																	

Arkansas		Tot-FG										FT		FTA		Tot		PF		TP		A		TO		BLK		S		MIN	
##	Player	FG	FGA	FT	FTA	Tot	Pf	TP	A	TO	BLK	S	MIN																		
20	Alan Zahn *	5	7	0	0	3	3	10	3	1	0	0	30																		
44	Scott Hastings *	3	7	4	4	3	2	10	3	3	0	0	40																		
30	Steve Schall *	6	7	0	2	4	4	12	2	1	0	0	40																		
24	U.S. Reed	4	8	3	3	4	5	11	2	1	0	0	34																		
32	Sidney Moncrief *	10	16	4	4	8	2	24	2	3	0	0	40																		
40	Tony Brown	0	0	0	0	0	0	0	1	0	0	0	4																		
34	Mike Young	2	2	0	0	1	1	4	1	0	0	0	12																		
TEAM Totals		30	47	11	13	25	17	71	14	10	0	0	200																		
FG%		1st Half: 16-25 .640				2nd Half: 14-22 .636				Game: 638				DEADBALL REBOUNDS																	
F Throw%		1st Half: 7-9 .778				2nd Half: 4-4 1.000				Game: 846				0																	

Score by Periods	1st	2nd	Total
Indiana St.	37	36	73
Arkansas	39	32	71

RAZORBACK BASKETBALL

THE #FASTEST40

LEADERSHIP

YEAR IN REVIEW


HISTORY

RECORDS

THE UNIVERSITY



HISTORY



No. 5 ARKANSAS 74, No. 2 UCLA 70 NCAA Tournament Regional Semifinal March 16, 1978, at Albuquerque, N.M.

It had been an incredible year for Arkansas. The Razorbacks repeated as Southwest Conference champs but had to nervously await an NCAA at-large bid when they were eliminated from the league tournament by Houston in the semifinals. The "Triplets," Ron Brewer, Sidney Moncrief and Marvin Delph, were the ringleaders.

Still, the Hogs were underdogs and a new kid on the NCAA block when they faced second-ranked UCLA in the third round at Albuquerque. David Greenwood was the leader of the Bruins, who weren't far removed from their incredible string of NCAA championships.

UCLA was stunned as Arkansas roared to a 40-22 lead that was cut to 42-29 by halftime. The Bruins didn't panic. They pressed the Hogs and took a 60-58 lead.

Brewer tied the game with two free throws, Steve Schall hit a short turnaround and Delph drilled a jump shot to put the Hogs back in front.

Delph sizzled by hitting 11 of his 14 shots, finishing with 23 points. Moncrief had 21 and Brewer 18. Greenwood finished with 17 for UCLA.

The victory moved the Razorbacks a step closer to their eventual trip to the Final Four.

Arkansas 74, UCLA 70 West Regional • Sweet 16 • March 16, 1978 University Arena • Albuquerque, N.M. • Att.: 17,750

UCLA		Tot-FG		Rebounds									
##	Player	FG	FGA	FT	FTA	Tot	PF	TP	A	TO	BLK	S	MIN
24	David Greenwood *	8	13	1	4	4	5	17	2	2	2	1	39
35	James Wilkes *	3	5	0	0	0	5	6	1	1	0	1	21
31	Gig Sims *	0	1	0	0	4	2	0	1	1	1	0	13
22	Raymond Townsend *	1	11	0	0	2	2	2	2	2	0	0	26
24	Roy Hamilton *	9	16	1	2	1	4	19	6	3	0	4	36
14	Brad Holland	5	8	0	0	2	8	8	2	1	0	0	20
32	Darrel Allums	6	7	0	2	10	4	12	0	2	0	1	27
50	Marvin Thomas	1	1	0	0	2	0	2	0	0	0	0	1
55	Kiki Vandeweghe	2	4	0	0	4	0	4	0	1	1	0	17
TEAM Totals		34	67	2	8	30	24	70	14	13	4	7	200

FG%	1st Half: 14-28 .500	2nd Half: 20-39 .512	Game: 507	DEADBALL
F Throw%	1st Half: 1-5 .200	2nd Half: 1-3 .333	Game: 250	REBOUNDS
				2

Arkansas		Tot-FG		Rebounds									
##	Player	FG	FGA	FT	FTA	Tot	PF	TP	A	TO	BLK	S	MIN
42	Jim Counce *	0	1	2	2	3	0	2	3	5	0	2	39
44	Marvin Delph *	11	14	1	1	10	2	23	0	3	0	1	40
30	Steve Schall *	4	7	0	0	2	4	8	1	2	1	2	20
10	Ron Brewer *	5	14	8	10	5	0	18	5	4	0	0	40
32	Sidney Moncrief *	7	13	7	13	11	2	21	1	1	1	0	39
20	Alan Zahn	1	1	0	0	2	3	2	1	1	0	0	21
24	U.S. Reed	0	0	0	2	0	0	0	0	0	0	0	1
TEAM Totals		28	50	18	28	36	12	74	11	16	2	5	200

FG%	1st Half: 19-30 .633	2nd Half: 9-20 .450	Game: 560	DEADBALL
F Throw%	1st Half: 4-5 .800	2nd Half: 14-23 .608	Game: 642	REBOUNDS
				3

Score by Periods	1st	2nd	Total
UCLA	29	41	70
Arkansas	42	32	74

FINAL FOURS

ARKANSAS IN THE FINAL FOUR

1941 - Tied for third	1990 - Tied for third
1945 - Tied for third	1994 - National Champion
1978 - Third	1995 - Runner-up

During Arkansas' long, illustrious history, the Razorbacks have been to the NCAA Final Four six times.

The Hogs have earned 30 bids to the NCAA Tournament and made 29 appearances, missing the 1944 event due to a car accident prior to the first-round games.

Only eight schools in the entire country have been to the Final Four more than Arkansas, and only eight schools have earned more than UA's 30 NCAA Tournament bids. Among SEC schools, only Kentucky has been to the NCAA Tournament more often. In fact, Arkansas, Kentucky, LSU, Georgia, Mississippi State and Florida are the only league schools to reach the Final Four.

It was tougher to get in the tournament in the early days, but it also took fewer games to win the title.

In the 1940s, only eight teams participated in the NCAA Tournament, which first became an event in 1939. Up to that point, the NIT was the top national post-season tournament. Twice in the '40s, the Razorbacks advanced to the Final Four.

The 1941 Hogs roared through the Southwest Conference with a 12-0 mark and carried a 19-2 record into the tournament. Arkansas downed Wyoming, 65-40, to reach the Final Four at Kansas City. Washington State handed the Razorbacks a 64-53 setback, meaning Arkansas and Pittsburgh tied for third since there was no third-place game.

UA returned in 1945, again to Kansas City. Arkansas was 16-8 entering the tournament but edged Oregon, 79-76, to reach the Final Four. Eventual national champion Oklahoma State, which Arkansas had defeated once earlier in the season, downed the Hogs and UA tied Ohio State for third place.

It took 33 years for Arkansas to return. In 1978, the Hogs were SWC champs and beat Weber State, second-ranked UCLA and California-Fullerton to advance to the Final Four at St. Louis. Top-ranked Kentucky led by just one with two minutes to play and posted a 64-59 victory.

There was a third-place game and Ron Brewer hit a buzzer shot from the top of the circle to send the Razorbacks past Notre Dame, 71-69. Brewer had 20 points and Marvin Delph 21 in their final game as Razorbacks.

Nolan Richardson guided the Hogs to the Final Four in 1990, 1994 and 1995.

In 1990, wins over Princeton, Dayton, North Carolina and Texas earned Arkansas a trip to Denver. UA was 30-4 heading into a semifinal showdown with Duke.



// FINAL FOURS


Richardson took his club to Denver a day early to adjust to the altitude, but the Hogs fell behind early in both halves and used plenty of adrenaline to catch up. UA led 69-62 with 10:38 remaining, but ran out of gas. Duke came back and won, 97-83, but also used most of its energy. The Blue Devils were beaten by Nevada-Las Vegas in the title game while UA tied Georgia Tech for third.

The ultimate came in 1994. The Hogs downed North Carolina A&T, Georgetown, Tulsa and Michigan to advance to the Final Four at Charlotte, N.C. The win over Arizona was Arkansas' first ever in the national semifinals and set up a clash with Duke.

With the score tied with less than a minute to play, a well-defended Scotty Thurman hit a three-pointer to lead the Razorbacks to a 76-72 victory and the national title.

With every starter from the championship squad returning, the Hogs were favored to return to the Final Four in 1995, and they did. Texas Southern, Syracuse, Memphis and Virginia were knocked off along the way to the Final Four at Seattle, but none of the wins came by more than six points.

Arkansas fell behind early but rallied to get by North Carolina in the semifinals. Playing in the NCAA championship game for the second straight year, Arkansas came up short in an 89-78 loss to UCLA.



Corey Beck averaged 12.0 points, 7.0 rebounds and 4.0 assists in earning Final Four All-Tournament honors in 1994.



No. 20 ARKANSAS 74, No. 12 LOUISVILLE 73 NCAA Tournament Second Round March 14, 1981, at Austin, Texas

Defending NCAA champion Louisville and Southwest Conference champion Arkansas clawed at each other for 39 minutes and 55 seconds in the second round of the NCAA Tournament and the scoreboard read Louisville 73, Arkansas 72 after Derek Smith's short jumper for the Cardinals.

The Razorbacks, who had led by six points with 2:13 left, called timeout. U.S. Reed took the inbounds pass and coolly dribbled to midcourt near the sideline. With a second left on the clock, he launched a desperation 49-footer. The only thing desperate after the shot was the look on the faces of the Louisville players as they watched the ball hit nothing but net.

Reed shook hands with everyone on the press table after hitting a shot that will live forever in the minds of Razorback fans. He finished with 19 points. Darrell Walker had 23 and the Hogs were still alive in the NCAA Tournament.

Arkansas 74, Louisville 73 Midwest Regional • Second Round • March 14, 1981 Frank Erwin Center • Austin, Texas • Att.: 8,523

Arkansas		Tot-FG		Rebounds		Tot		PF		TP		A		TO		BLK		S		MIN	
##	Player	FG	FGA	FT	FTA	Tot	Pf	TP	A	TO	BLK	S	MIN								
40	Tony Brown*	1	3	0	0	2	5	2	0	2	0	1	3								
42	Keith Peterson*	2	4	4	6	6	3	8	0	2	0	1	39								
44	Scott Hastings*	2	8	8	8	8	4	12	0	2	0	0	32								
20	Darrell Walker*	9	15	5	7	4	3	23	3	1	0	2	40								
24	U.S. Reed*	7	14	5	6	6	3	19	6	5	1	3	40								
43	Greg Skulman	0	0	0	0	0	0	0	1	2	0	0	4								
34	Mike Young	4	7	2	2	0	2	10	1	5	0	0	25								
45	Carey Kelly	0	1	0	1	1	3	0	0	1	0	0	13								
12	Brad Friess	0	0	0	0	0	0	0	0	0	0	0	4								
TEAM																					
Totals		25	52	24	30	34	23	74	11	20	1	7	200								
FG%		1st Half: 15-34 .441		2nd Half: 10-18 .555		Game: .480		DEADBALL				REBOUNDS									
F Throw%		1st Half: 7-8 .875		2nd Half: 17-22 .772		Game: .800						0									

Louisville		Tot-FG		Rebounds		Tot		PF		TP		A		TO		BLK		S		MIN	
##	Player	FG	FGA	FT	FTA	Tot	Pf	TP	A	TO	BLK	S	MIN								
43	Derek Smith*	5	9	0	0	7	4	10	5	6	1	1	35								
22	Rodney McCray*	4	4	3	5	5	5	11	2	1	0	3	25								
33	Charles Jones*	4	4	2	4	3	3	10	0	1	4	0	31								
4	Lancaster Gordon*	3	6	2	3	4	2	8	1	2	1	1	30								
5	Jerry Eaves*	3	11	3	5	4	2	9	3	8	0	1	35								
21	Scotter McCray	5	9	1	4	4	4	11	0	0	2	2	23								
34	Roger Burkman	0	0	4	4	1	5	4	0	0	0	0	8								
44	Poncho Wright	2	5	6	6	0	1	10	1	1	0	2	10								
14	Greg Deuser	0	1	0	0	0	0	0	1	1	0	0	3								
TEAM																					
Totals		26	49	21	31	29	26	73	13	20	8	10	200								
FG%		1st Half: 12-18 .667		2nd Half: 14-31 .452		Game: .531		DEADBALL				REBOUNDS									
F Throw%		1st Half: 9-15 .600		2nd Half: 12-15 .800		Game: .677						2									

Technical fouls: None

Score by Periods	1st	2nd	Total
Arkansas	37	37	74
Louisville	33	40	73

RAZORBACK BASKETBALL

THE #FASTEST40

LEADERSHIP

YEAR IN REVIEW

HISTORY

RECORDS

THE UNIVERSITY



No. 7 ARKANSAS 106, No. 23 LSU 92 March 3, 1992, at Fayetteville

It was Arkansas' first year as a member of the Southeastern Conference (SEC). Earlier in the season, Todd Day had exploded for a career-high 43 points as the Razorbacks defeated LSU, 101-90, at Baton Rouge. The Tigers recovered from the defeat, though, and by the time they arrived at Barnhill Arena, they had tied the Hogs for the SEC lead.

LSU's first ever visit to Fayetteville would determine the SEC championship.

The Tigers started strong. Shaquille O'Neal did his best to quiet an overflow crowd of 9,518 with 11 points in the opening half as LSU roared to a 51-36 advantage. O'Neal, however, scored his last points with 11:37 remaining to give the Tigers a 69-58 lead before the Razorbacks charged back.

Lee Mayberry, who hit a then-school record nine three-point field goals and finished with 35 points, teamed with Day, who finished with 27, to bring the Hogs from behind. Mayberry's last three-pointer tied the game at 87-all and Oliver Miller blocked O'Neal's shot at the buzzer to force overtime.

Arkansas blitzed the Tigers, 19-5, in the extra period. Day scored nine points and Mayberry had four during that time. The victory sent Barnhill Arena into a frenzy and the Razorbacks on the way to their first SEC title.

Arkansas 106, LSU 92 (OT) Barnhill Arena • Fayetteville, Ark. • Att.: 9,518

##	Player	Tot-FG		3-Pt		FTA		Rebounds		PF	TP	A	TO	BLK	S	MIN	
		FG	FGA	FG	FGA	FT	FTA	OF	DE								Tot
22	Clarence Ceasar *	6	15	3	8	0	0	2	6	8	5	15	6	2	1	3	37
24	Vernel Singleton *	6	8	1	1	10	11	5	2	7	5	23	1	2	0	0	37
33	Shaquille O'Neal *	9	17	0	0	3	5	5	9	14	3	21	0	2	2	0	42
4	Jamie Brandon *	5	10	2	4	0	0	2	1	3	3	12	8	3	0	0	44
10	Maurice Williamson *	6	11	4	5	1	2	0	0	0	3	17	4	2	0	2	34
43	Geert Hammink	0	0	0	0	0	0	0	1	1	0	0	1	1	0	0	3
25	Paul Marshall	0	2	0	2	0	0	0	0	0	1	0	1	0	0	1	11
5	Justin Anderson	1	5	1	4	1	2	1	0	1	2	4	2	1	0	0	15
32	Harold Boudreaux	0	0	0	0	0	0	0	0	0	0	0	0	0	0	0	1
11	Mike Hansen	0	0	0	0	0	0	0	0	0	0	0	1	0	0	0	1
TEAM								2	0	2							
Totals		33	68	11	24	15	20	17	19	36	22	92	23	14	3	6	225

FG%	1st Half: 21-35 .571	2nd Half: 12-33 .364	Game: 485	DEADBALL
3-PL FG%	1st Half: 7-14 .500	2nd Half: 4-10 .400	Game: 417	REBOUNDS
F Throw%	1st Half: 2-5 .400	2nd Half: 13-15 .867	Game: 750	3

##	Player	Tot-FG		3-Pt		FTA		Rebounds		PF	TP	A	TO	BLK	S	MIN	
		FG	FGA	FG	FGA	FT	FTA	OF	DE								Tot
34	Roosevelt Wallace *	4	7	0	0	0	2	2	4	6	0	8	2	2	0	0	15
3	Warren Linn *	5	9	3	6	0	0	0	1	1	1	13	3	0	0	0	34
25	Oliver Miller *	4	6	0	1	2	4	3	7	10	4	10	2	2	3	3	41
10	Todd Day *	7	13	1	4	12	15	3	5	8	3	27	3	3	0	3	43
11	Lee Mayberry *	12	18	9	12	2	2	1	1	2	0	35	7	2	0	3	42
35	Isaiah Morris	1	4	0	0	0	0	0	0	0	1	2	0	0	0	0	9
21	Darrell Hawkins	4	7	0	0	3	3	0	0	0	3	11	0	1	0	0	28
23	Ken Biley	0	0	0	0	0	0	0	0	0	0	0	1	0	0	0	3
20	Robert Shepherd	0	0	0	0	0	0	0	0	0	0	0	1	0	0	0	8
12	Clint McDaniel	0	0	0	0	0	0	0	0	0	0	0	1	0	0	0	2
TEAM								2	1	3							
Totals		37	64	13	23	19	26	11	19	30	12	106	19	11	3	9	225

FG%	1st Half: 14-29 .483	2nd Half: 23-35 .657	Game: 578	DEADBALL
3-PL FG%	1st Half: 6-10 .600	2nd Half: 7-13 .538	Game: 565	REBOUNDS
F Throw%	1st Half: 2-7 .286	2nd Half: 17-19 .895	Game: 731	5

Score by Periods	1st	2nd	OT	Total
LSU	51	36	5	92
Arkansas	36	51	19	106

NATIONAL CHAMPIONSHIP

Without a senior in the starting lineup, playing in the most palatial arena in college basketball with the President of the United States attending four games and led by a coach with a system that could not be drawn up on a blackboard, Arkansas vaulted into the elite of the elite when the Razorbacks won the 1994 NCAA Championship.

Construction workers built Bud Walton Arena in record time and the 19,200-seat showcase dazzled fans and opponents as much as the Razorbacks did. Sellout crowds each time the doors were opened watched the Hogs go 16-0 at home. Only one game, the 84-83 victory over LSU, was decided by fewer than 10 points. UA won those 16 games by an average of 30 points.

UA blitzed Murray State, 93-67, in the Bud Walton Arena opener on Nov. 29, but the building was dedicated a few nights later when Missouri came to Fayetteville for an ESPN showcase game. The Dec. 2 game was decided in the first few minutes as Arkansas roared to a 120-68 victory over a Missouri club that went unbeaten in the Big Eight and came within one victory of reaching the Final Four.

Ranked No. 1 nationally for 10 weeks during the regular season, the Hogs lost only twice during the regular campaign. Alabama beat Arkansas, 66-64, in Tuscaloosa, and Mississippi State edged the Hogs, 72-71, in Starkville.

Sophomores Corliss Williamson and Scotty Thurman carried much of the load, while junior Corey Beck was the blue collar leader. When the Hogs had to score, they went inside to Williamson, who averaged 20.4 points per game. He shot .626 from the field and 70 percent at the free throw line.

Thurman, though, was the last-minute hero. His three-pointer with seven seconds left gave Arkansas a one-point victory at Tennessee. He hit another three in the last 30 seconds to lift the Hogs past LSU at Baton Rouge in overtime.

Beck did much of the dirty work, defending with tenacity and leading the team in assists. He and junior Clint McDaniel were probably the best defensive guards in college basketball. Head coach Nolan Richardson certainly thought so. McDaniel also provided perimeter firepower, as did junior Dwight Stewart, Arkansas' fifth starter who was more a forward than a center.

Richardson used a deep bench to guide the Hogs to a 24-2 regular season finish. Al Dillard brought instant offense into any contest with his incredible three-point shooting range. He was Arkansas' third-leading scorer behind Williamson and Thurman (15.9 ppg) with an 8.9 average even though he played just more than 12 minutes a game. Roger Crawford, one of only two seniors on the squad, also brought instant firepower off the bench, but he was injured early in the NCAA Tournament run and was not available for the Final Four.

In his honor, UA players wore a No. 31 patch on their jerseys.

Freshmen Darnell Robinson and Lee Wilson, a pair of 6-11 centers, gave the Hogs size they didn't have in 1993 when they won 22 games and reached the Sweet 16 before falling to eventual national champion North Carolina. Senior Ken Biley and junior Elmer Martin also made significant contributions.

When President Bill Clinton visited Bud Walton Arena for a Dec. 28 blowout of Texas Southern, no one realized it would be a preview of later visits to the NCAA Tournament. The nation's most recognizable Razorback fan later appeared on the cover of Sports Illustrated wearing sweats presented by Richardson.

A 13-game winning streak was snapped by Kentucky in the SEC Tournament, but the Razorbacks were still seeded first in the Midwest Regional at Oklahoma City. Williamson scored 24 points and had seven rebounds in a 94-79 first-round victory over North Carolina A&T. He followed with 21 points and Robinson, making a surprise start, added 13 in the 85-73 second-round win over Georgetown.

Earlier in the year, Tulsa gave Arkansas a scare before the Hogs won in overtime, 93-91, in Tulsa. The Golden Hurricane surprised UCLA and Oklahoma State to reach the Sweet 16 with UA in Dallas. This one was no contest as Williamson and Thurman scored 21 each, and McDaniel 19 in a 103-84 victory.



// NATIONAL CHAMPIONSHIP

Michigan was Arkansas' regional final foe and the Hogs could not contain Juwan Howard, but neither could the Wolverines handle Thurman. With Williamson smothered by Michigan's inside defense and held to 12 points, Thurman tossed in 20 as UA reached the Final Four with a 76-68 win attended by President Clinton.

By the time the Hogs arrived at Charlotte, N.C., they were a confident bunch. They also had been somehow convinced by Richardson that they were not nationally respected, even though they had been ranked No. 1. Arizona was the semifinal opponent and the Wildcat guards, Damon Stoudamire and Khalid Reeves, were billed as the top offensive guards in the nation.

Beck and McDaniel were motivated to the hilt and smothered them. They combined to hit just 11 of their 43 shots, including just two of 22 three-point attempts. Williamson scored 29 points and grabbed 13 rebounds, and the Hogs advanced to the championship game with a 91-82 victory.

An entire state stood still on April 4, 1994. Arkansas fans who could not be there (more than 3,000 made the trip to Charlotte) watched and listened in every corner of the state. President Clinton was there again, and so was Duke, the 1991 and '92 national champion.

After an airtight first half that ended with Arkansas holding a 34-33 lead, Duke jumped out to a 10-point advantage in the first three minutes of the second half. However, the pace of the game picked up during the run and it never slowed down. The Razorbacks took advantage and were even with the Devils less than five minutes later.

When Arkansas built a 70-65 lead late in the contest it looked safe, but Grant Hill's three tied the game with 1:29 remaining.

Although Williamson finished with 23 points, there was no doubt who would take the next shot for UA. Thurman launched a high-arching three-point attempt with only seconds left on the shot clock. The shot fell with 51 seconds left and when it settled through the net, the outcome had been determined. A pair of free throws by McDaniel and another by Dillard sealed Duke's fate, 76-72.

Once the national championship belonged to the Hogs, an entire state celebrated. President Clinton embraced Richardson on the court and later officially honored the Razorbacks at the White House.

The 1994 NCAA championship trophy is on display at Bud Walton Arena.



Corliss Williamson was named the Most Outstanding Player of the 1994 Final Four after averaging 26.0 points and 10.5 rebounds in Arkansas' two wins.



No. 3 ARKANSAS 103, TEXAS 96 Feb. 4, 1990, at Austin, Texas

Arkansas already had a two-game lead over Texas in the Southwest Conference when the Razorbacks invaded Austin for a nationally televised game.

The Hogs owned a four-game winning streak over the Longhorns, and it was a must-win situation for Texas. The Razorbacks led for most of the first half but Texas gained a five-point advantage midway through the second half. It was 77-72 'Horns when Todd Day fouled out for Arkansas 3:31 from the end.

Texas still led, 86-83, and had Travis Mays at the free throw line with 12 seconds left, but Mays missed the free throw and Lee Mayberry stunned the Texas crowd of more than 16,000 with a long three-pointer three seconds from the buzzer to send the game into overtime.

Arkansas made sure Texas never recovered. A three-pointer by Ernie Murry got the Hogs started and Mayberry's jumper at 3:20 put the Hogs in front to stay. Mayberry and Lenzie Howell each scored 23 points to offset 24 by Joey Wright, 23 by Mays and 22 by Lance Blanks. The victory gave Arkansas a three-game lead it never surrendered on its way to the SWC title.

Arkansas 103, Texas 96 (OT) Erwin Center • Austin, Texas • Att.: 16,231

Arkansas

##	Player	Tot-FG		3-PT		FT	FTA	Rebounds			PF	TP	A	TO	BLK	S	MIN
		FG	FGA	FG	FGA			OF	DE	Tot							
10	Todd Day *	7	16	0	0	3	4	3	2	5	5	17	1	3	2	3	33
24	Lenzie Howell *	10	19	0	0	3	5	1	3	4	2	23	2	3	1	3	31
55	Mario Credit *	0	2	0	0	0	0	1	1	2	2	0	0	0	1	2	10
11	Lee Mayberry *	9	16	2	4	3	3	1	6	7	4	23	3	5	0	0	43
20	Arlyn Bowers *	0	4	0	1	2	2	0	1	1	3	2	0	0	0	0	11
14	Ernie Murry	3	6	2	3	1	1	1	3	4	2	9	2	0	0	2	18
21	Darrell Hawkins	1	2	0	0	0	0	0	1	1	0	2	0	2	0	0	6
22	Cannon Whitby	0	0	0	0	0	0	0	0	0	0	0	0	0	0	0	1
25	Oliver Miller	3	11	0	0	2	2	5	8	13	4	8	0	4	10	4	32
31	Ron Huery	4	7	0	0	7	9	0	3	3	4	15	4	1	2	0	32
42	Larry Marks	2	3	0	0	0	0	0	0	0	0	4	0	0	0	0	8
	TEAM								1	4	5						
	Totals	39	86	4	8	21	26	13	32	45	26	103	12	18	16	14	225

FG%	1st Half: 18-38 .473	2nd Half: 21-48 .437	Game: 453	DEADBALL
3-Pt. FG%	1st Half: 1-4 .250	2nd Half: 3-4 .750	Game: 500	REBOUNDS
F Throw%	1st Half: 7-9 .777	2nd Half: 14-17 .823	Game: 807	1

Texas

##	Player	Tot-FG		3-PT		FT	FTA	Rebounds			PF	TP	A	TO	BLK	S	MIN
		FG	FGA	FG	FGA			OF	DE	Tot							
32	Lance Blanks *	4	15	1	4	13	14	1	4	5	3	22	5	2	0	4	45
42	Locksley Collie *	4	14	0	0	7	12	9	7	16	5	15	1	4	0	0	38
44	Guillermo Myers *	5	8	0	0	1	6	7	13	4	10	0	2	3	1	36	
12	Joey Wright *	7	15	3	6	7	7	2	4	6	3	24	4	9	0	1	44
14	Travis Mays *	9	23	3	9	2	3	2	8	10	4	23	1	6	1	2	45
3	Benford Williams	1	5	0	0	0	0	3	3	6	4	2	0	1	1	0	13
11	Courtney Jeans	0	0	0	0	0	0	1	1	0	0	0	1	0	0	0	2
55	George Muller	0	0	0	0	0	0	0	1	1	0	0	0	0	0	0	2
	TEAM								2	2							
	Totals	30	80	7	19	29	37	23	37	60	23	96	11	25	5	8	225

FG%	1st Half: 13-35 .371	2nd Half: 17-45 .378	Game: 375	DEADBALL
3-Pt. FG%	1st Half: 2-6 .333	2nd Half: 5-13 .385	Game: 368	REBOUNDS
F Throw%	1st Half: 12-14 .857	2nd Half: 17-23 .739	Game: 784	4

Score by Periods	1st	2nd	OT	Total
Arkansas	44	42	17	103
Texas	40	46	10	96

RAZORBACK BASKETBALL

THE #FASTEST40

LEADERSHIP

YEAR IN REVIEW

HISTORY

RECORDS

THE UNIVERSITY



No. 12 ARKANSAS 73, No. 2 HOUSTON 68 March 4, 1984, at Fayetteville

Hakeem Olajuwon and Houston were on their way to their third consecutive Final Four, they were ranked second nationally and hadn't lost a Southwest Conference game in two years. The Cougars had gone 16-0 in 1983 and were 15-0 going into the regular season finale at Barnhill Arena.

Arkansas was outstanding as well. The Hogs already had upset top-ranked North Carolina at Pine Bluff, but at 13-2 couldn't catch Houston in the SWC standings. No one in the overflow crowd of 9,438 cared as they watched a terrific contest showcased by national television.

Olajuwon was held to 10 points before fouling out, but Michael Young picked up the slack with 22 and Alvin Franklin earned 21. They weren't as hot as the Hogs, though. Joe Kleine, whose inside power put Olajuwon in foul trouble, scored 22 points, hitting all 10 of his free throws. Charles Balentine added 16, Ricky Norton 14 and Alvin Robertson 13 points and nine assists.

Houston led at the half but saw its hopes dim when Olajuwon drew his fourth and fifth fouls in a 38-second span six minutes from the end while trying to stop Kleine inside. Kleine hit all four free throws and the Hogs had a huge victory.


Arkansas 73, Houston 68 Barnhill Arena • Fayetteville, Ark. • Att.: 9,438

Houston		Tot-FG		Rebounds		FTA		FT		TP		A		TO		BLK		S		MIN	
##	Player	FG	FGA	FG	FGA	FT	FTA	FT	FTA	TP	A	TO	BLK	S	MIN						
43	Michael Young *	7	16	8	9	4	2	22	2	0	0	0	0	40							
41	Rickie Winslow *	4	8	3	5	5	5	11	1	3	0	1	31								
35	Akeem Olajuwon *	5	6	0	0	6	5	10	0	1	5	0	33								
21	Alvin Franklin *	7	13	7	7	3	2	21	3	4	0	0	36								
45	Reid Gettys *	1	3	0	0	1	4	2	3	2	0	0	23								
33	Benny Anders	0	1	0	0	0	0	0	0	1	0	0	2								
11	Derek Giles	0	1	0	0	1	2	0	2	0	1	2	11								
55	Greg Anderson	1	2	0	0	3	1	2	0	1	0	0	13								
15	Eric Dickens	0	0	0	0	1	1	0	0	0	0	0	4								
TEAM Totals		25	50	18	22	26	22	68	11	12	6	5	200								
FG%		1st Half: 16-23 .696				2nd Half: 9-27 .333				Game: 500				DEADBALL REBOUNDS							
F Throw%		1st Half: 4-7 .571				2nd Half: 14-15 .933				Game: .818				2							

Arkansas		Tot-FG		Rebounds		FTA		FT		TP		A		TO		BLK		S		MIN	
##	Player	FG	FGA	FG	FGA	FT	FTA	FT	FTA	TP	A	TO	BLK	S	MIN						
33	Leroy Sutton *	4	6	0	0	4	4	8	0	0	0	0	0	36							
24	Charles Balentine *	8	13	0	0	8	1	16	1	2	0	0	37								
35	Joe Kleine *	6	10	10	10	5	4	22	1	2	0	0	39								
14	Ricky Norton *	6	10	2	3	3	4	14	3	1	0	2	36								
21	Alvin Robertson *	3	9	7	9	4	4	13	9	4	0	1	38								
54	Darryl Bedford	0	2	0	0	0	1	0	0	0	0	0	4								
30	Mike Ratliff	0	0	0	0	0	2	0	0	1	0	0	2								
22	Robert Kitchen	0	1	0	0	0	0	0	1	0	0	0	2								
12	Scott Rose	0	0	0	0	0	0	0	0	1	0	0	2								
11	Jimmy Dykes	0	0	0	0	0	0	0	0	0	0	0	1								
23	Kennan DeBose	0	0	0	0	0	0	0	0	0	0	0	1								
52	Eric Poerschke	0	0	0	0	0	0	0	0	0	0	0	1								
TEAM Totals		27	51	19	22	25	20	73	15	12	0	3	200								
FG%		1st Half: 17-29 .586				2nd Half: 10-22 .455				Game: .529				DEADBALL REBOUNDS							
F Throw%		1st Half: 0-0 .000				2nd Half: 19-22 .864				Game: .864				3							

Technical fouls: Houston - Olajuwon

Score by Periods	1st	2nd	Total
Houston	36	32	68
Arkansas	34	39	73



ARKANSAS 104, No. 2 AUBURN 88 Feb. 24, 1999, at Fayetteville

Auburn hadn't won a SEC championship in 39 years but had already clinched the title and was ranked second nationally with a 25-1 record when the Tigers came to Bud Walton Arena for Arkansas' regular season home finale.

The Razorbacks had stunned fifth-ranked Kentucky four days earlier and believed a win over Auburn would clinch a spot in the NCAA Tournament. It was an emotional evening before the game started. Seniors Derek Hood, Pat Bradley and Kareem Reid, record-setters who persevered through four sometimes-difficult seasons, were introduced to the Bud Walton Arena fans for the final time.

Arkansas' fans created the noisiest environment Coach Nolan Richardson, his players and long-time followers of the program could ever remember. An overflow crowd of 20,298 nearly shook the building with an incredible level of exhortation. Not a player or coach on either side completed an interview without mentioning the crowd.

It was a one-point game with 16:26 left but a rebound basket by Hood spurred the Razorbacks to a 30-10 run that left Auburn in shock. Both teams were quick, but the Tigers must have thought there were more than five Hogs on the floor as the noise pushed Arkansas beyond its highest previous performance level of the campaign.

Arkansas 104, Auburn 88 Bud Walton Arena • Fayetteville, Ark. • Att.: 20,298

Auburn		Tot-FG		3-Pt		Rebounds		FTA		FT		TP		A		TO		BLK		S		MIN	
##	Player	FG	FGA	FG	FGA	FT	FTA	OF	DE	OF	DE	PF	TP	A	TO	BLK	S	MIN					
4	Chris Porter *	7	15	1	2	9	10	3	8	11	3	24	1	4	1	1	32						
13	Bryant Smith *	3	8	0	1	5	7	6	1	7	2	11	0	1	0	0	27						
34	Mamadou N'diaye *	4	6	0	0	0	0	4	4	8	3	8	1	1	1	0	26						
10	Scott Pohlman *	5	15	4	8	0	0	4	1	5	3	14	2	0	0	1	32						
50	Doc Robinson *	2	12	1	3	2	3	2	2	4	3	7	3	2	0	1	29						
42	Adrian Chilliest	2	3	0	1	0	1	0	0	0	1	4	2	0	0	0	13						
3	Reggie Sharp	0	5	0	2	0	0	1	3	4	1	0	2	2	0	0	11						
23	Daymeon Fishback	5	6	3	3	0	0	2	2	4	2	13	1	1	0	0	16						
12	Jay Heard	1	6	1	4	0	0	1	0	1	3	3	0	2	0	1	6						
31	Mack McGadney	2	5	0	3	0	0	0	0	0	0	5	4	0	0	0	5						
45	Adrian Person	0	2	0	2	0	0	0	1	1	0	0	0	0	0	0	2						
TEAM Totals		31	83	10	29	16	21	27	23	50	26	88	13	13	2	4	200						
FG%		1st Half: 13-37 .351				2nd Half: 18-46 .391				Game: .373				DEADBALL REBOUNDS									
3-Pt. FG%		1st Half: 6-13 .462				2nd Half: 4-16 .250				Game: .345				REBOUNDS									
F Throw%		1st Half: 8-12 .667				2nd Half: 8-9 .889				Game: .762				1									

Arkansas		Tot-FG		3-Pt		Rebounds		FTA		FT		TP		A		TO		BLK		S		MIN	
##	Player	FG	FGA	FG	FGA	FT	FTA	OF	DE	OF	DE	PF	TP	A	TO	BLK	S	MIN					
15	Chris Jefferies *	4	7	0	1	1	2	1	2	3	3	9	1	0	2	0	20						
41	Chris Walker *	6	11	5	7	4	6	3	4	7	1	21	2	3	0	0	32						
55	Derek Hood *	9	11	0	0	0	1	6	7	13	3	18	6	1	2	0	26						
12	Kareem Reid *	2	11	0	6	6	6	2	1	3	3	10	10	1	0	3	29						
22	Pat Bradley *	7	11	5	7	4	6	0	2	3	23	1	2	0	0	1	22						
5	T.J. Cleveland	1	4	0	3	1	2	1	5	6	2	3	2	2	0	1	22						
13	Brandon Dean	4	7	1	1	0	0	1	2	3	2	9	0	1	0	3	13						
23	Teddy Gipson	1	5	0	2	2	2	1	1	2	0	4	4	1	0	1	15						
52	Jason Jennings	0	0	0	0	2	4	0	3	3	2	2	0	0	0	0	5						
54	Joe Dean Davenport	0	0	0	0	2	2	1	0	1	0	2	0	0	2	0	8						
24	Lance Keeling	0	1	0	1	0	0	1	0	1	0	0	1	1	0	0	2						
4	Jason Gilbert	1	2	1	2	0	0	0	0	0	0	3	0	0	0	0	2						
TEAM Totals		35	70	12	30	22	31	17	29	46	19	104	27	12	6	8	200						
FG%		1st Half: 14-33 .424				2nd Half: 21-37 .568				Game: .500				DEADBALL REBOUNDS									
3-Pt. FG%		1st Half: 7-14 .500				2nd Half: 5-16 .313				Game: .400				REBOUNDS									
F Throw%		1st Half: 9-12 .750				2nd Half: 13-19 .684				Game: .710				4									

Score by Periods	1st	2nd	Total
Auburn	40	48	88
Arkansas	44	60	104



// NCAA LEADERS

NCAA INDIVIDUAL STATISTICAL LEADERS

1991	Oliver Miller, 70.4 field goal percentage (254-361)
1976	Sidney Moncrief, 66.5 field goal percentage (149-224)*
1974	Rickey Medlock, 91.6 free throw percentage (87-95)
1961-63	Tommy Boyer, 89.2 career free throw pct. (315-353)**
1963	Tommy Boyer, 44 consecutive free throws**
1963	Tommy Boyer, 91.3 free throw percentage (147-161)
1962	Tommy Boyer, 93.3 free throw percentage (125-134)

* All-time NCAA record for a freshman

** Since broken

NCAA TEAM STATISTICAL LEADERS

1999	292 three-point field goals made
1995	361 three-point field goals made*
1995	721 assists
1995	3,416 points scored
1995	445 steals
1995	39 games played
1994	91.2 winning percentage (31-3)
1994	301 three-point field goals made
1994	687 assists
1994	20.2 assists per game
1994	91.2 winning percentage (31-3)
1994	17.9-point margin of victory (93.4-75.6)
1992	674 assists
1991	3,783 points scored
1991	467 steals
1989	11.6 steals (372 in 32 games)
1978	54.6 field goal percentage (1,060-1,943)
1977	54.5 field goal percentage (849-1,558)
1962	.776 free throw percentage (502-647)

* All-time NCAA record



No. 9 ARKANSAS 94, No. 5 KENTUCKY 92 Jan. 29, 1995, at Fayetteville

Kentucky's second-ever trip to Fayetteville was a highly-anticipated event. CBS moved the game to Super Bowl Sunday to ensure a large audience for the nationally televised event.

By halftime it was obvious another special event was taking place, just as every Arkansas-Kentucky game had been. The Wildcats led by one when Reggie Garrettt stunned the visitors with a halfcourt buzzer shot to give UA a 49-47 halftime lead.

UA was tied or led the entire second half until Walter McCarty's short jumper gave Kentucky an 82-80 lead with 5:19 left. From that point on, neither team led by more than four, and there were three ties and three lead changes.

Scotty Thurman, UA's greatest last-second shot maker ever, made sure the crowd went home happy. He drove past UK defenders, pulled up and hit an 18-footer with eight seconds to go to put the Razorbacks in front for good. McDaniel made a baseline steal in the final second and hit a free throw for the final two-point margin.

Thurman and Corliss Williamson combined for 50 points as the Hogs won their fourth straight regular season game over the Wildcats.

Arkansas 94, Kentucky 92 Bud Walton Arena • Fayetteville, Ark. • Att.: 20,298


Kentucky		Tot-FG		3-Pt			Rebounds			PF		TP		A		TO		BLK		S		MIN	
##	Player	FG	FGA	FG	FGA	FT	FTA	OF	DE	Tot	PF	TP	A	TO	BLK	S	MIN						
12	Rodrick Rhodes *	4	13	1	6	2	2	0	3	3	2	11	7	4	0	2	35						
40	Walter McCarty *	7	9	2	3	0	0	2	5	7	4	16	2	0	0	0	24						
10	Andre Riddick *	1	6	0	0	0	1	3	5	8	4	2	1	1	3	0	24						
00	Tony Delk *	9	15	6	9	7	8	1	2	3	3	31	2	3	0	1	35						
15	Jeff Sheppard *	5	9	2	5	2	2	1	2	3	5	14	2	3	0	0	26						
32	Jared Prickett	1	2	0	0	0	0	0	1	1	2	2	0	1	0	0	9						
25	Anthony Epps	2	3	2	3	2	2	0	0	0	0	8	4	1	0	1	15						
24	Antoine Walker	1	3	1	1	0	0	0	1	1	1	3	1	2	1	0	12						
41	Mark Pope	1	2	0	0	3	4	1	1	2	4	5	0	0	0	0	16						
3	Chris Harrison	0	1	0	1	0	0	0	0	0	1	0	0	0	0	0	1						
34	Scott Padgett	0	0	0	0	0	0	0	0	0	0	0	0	0	0	0	1						
22	Allen Edwards	0	1	0	1	0	0	0	0	0	0	0	0	0	0	0	2						
TEAM																							
Totals		31	64	14	29	16	19	10	22	32	26	92	19	15	4	4	200						

FG	1st Half: 15-30 .500	2nd Half: 16-34 .471	Game: 484	DEADBALL
3-Pt. FG	1st Half: 9-16 .563	2nd Half: 5-13 .385	Game: 483	REBOUNDS
F Throw	1st Half: 8-11 .727	2nd Half: 8-10 .800	Game: 842	2

Arkansas		Tot-FG		3-Pt			Rebounds			PF		TP		A		TO		BLK		S		MIN	
##	Player	FG	FGA	FG	FGA	FT	FTA	OF	DE	Tot	PF	TP	A	TO	BLK	S	MIN						
34	Corliss Williamson *	9	15	0	0	10	13	2	7	9	1	28	3	2	3	2	33						
30	Scotty Thurman *	5	6	4	5	8	8	0	4	4	2	22	2	2	0	1	37						
15	Dwight Stewart *	2	7	2	5	0	0	0	3	3	5	6	2	3	2	0	19						
12	Clint McDaniel *	2	5	1	4	4	6	1	0	1	2	9	4	2	0	2	30						
14	Corey Beck *	2	5	0	1	4	5	2	4	6	4	8	8	4	0	1	36						
23	Reggie Garrettt	3	6	1	2	1	1	0	0	0	4	8	0	1	0	0	17						
44	Darnell Robinson	4	8	0	2	0	0	2	2	4	1	8	1	3	1	1	16						
3	Al Dillard	2	4	1	2	0	0	0	0	0	1	5	0	1	0	0	8						
33	Lee Wilson	0	1	0	0	0	0	1	1	2	0	0	0	0	1	0	3						
21	Landis Williams	0	0	0	0	0	0	0	0	0	0	0	0	0	0	0	1						
TEAM																							
Totals		29	57	9	21	27	33	9	24	33	20	94	20	18	7	7	200						

FG	1st Half: 14-28 .500	2nd Half: 15-29 .517	Game: 509	DEADBALL
3-Pt. FG	1st Half: 7-12 .583	2nd Half: 2-9 .222	Game: 429	REBOUNDS
F Throw	1st Half: 14-16 .875	2nd Half: 13-17 .765	Game: 818	3

Score by Periods	1st	2nd	Total
Kentucky	47	45	92
Arkansas	49	45	94



RAZORBACK BASKETBALL

THE #FASTEST40

LEADERSHIP

YEAR IN REVIEW

HISTORY

RECORDS

THE UNIVERSITY



HONORS AND AWARDS



Scotty Thurman is the only player in program history to earn SEC All-Conference first team honors three times.

ALL-SEC

- 2015 Bobby Portis, AP & Coaches' 1st
Michael Qualls, AP & Coaches' 2nd
- 2014 Bobby Portis, Coaches' 2nd
- 2013 BJ Young, Coaches' 2nd, AP HM
Marshawn Powell, Coaches' 2nd, AP HM
- 2012 BJ Young, Coaches' 2nd, AP HM
- 2011 Rotnei Clarke, Coaches' 2nd, AP HM
- 2010 Courtney Fortson, Coaches' 2nd, AP HM
- 2009 Mike Washington, Coaches' & AP 2nd
- 2008 Sonny Weems, Coaches' 1st, AP 2nd
- 2007 Patrick Beverley, Coaches' 2nd
- 2006 Ronnie Brewer, Coaches' & AP 1st
Jonathon Modica, Coaches' 2nd, AP HM
- 2005 Ronnie Brewer, Coaches' 1st, AP 2nd
- 2004 Jonathon Modica, Coaches' 2nd
- 2002 Jannero Pargo, AP & Coaches' 3rd
- 2001 Joe Johnson, Coaches' 2nd, AP 3rd
Jannero Pargo, AP & Coaches' 3rd
- 2000 Joe Johnson, AP 2nd, Coaches' 3rd
- 1999 Derek Hood, AP & Coaches' 2nd
- 1998 Nick Davis, AP 1st, Coaches' 2nd
Pat Bradley, AP & Coaches' 2nd
- 1997 Pat Bradley, AP & Coaches' 3rd
Derek Hood, AP & Coaches' 3rd
- 1995 Scotty Thurman, AP & Coaches' 1st
Corliss Williamson, AP & Coaches' 1st
Corey Beck, AP 3rd
Clint McDaniel, AP 3rd
- 1994 Scotty Thurman, AP & Coaches' 1st
Corliss Williamson, AP & Coaches' 1st
- 1993 Scotty Thurman, AP 2nd, Coaches' 1st

- Darrell Hawkins, AP 3rd, Coaches' 2nd
- Corliss Williamson, Coaches' 2nd
- 1992 Todd Day, AP 1st, Coaches'
Lee Mayberry, AP 1st, Coaches'
Oliver Miller, AP 3rd

* Coaches began selecting more than one team following the 1992 season.

SEC ALL-FRESHMAN SELECTIONS

- 2015 Anton Beard
- 2014 Bobby Portis
- 2012 BJ Young
- 2010 Marshawn Powell
- 2009 Courtney Fortson
- 2007 Patrick Beverley
- 2005 Darian Townes
- 2004 Ronnie Brewer
Olu Famutimi
- 2003 Jonathon Modica
- 2000 Joe Johnson
- 1997 Glendon Alexander
- 1996 Kareem Reid
- 1994 Darnell Robinson
- 1993 Scotty Thurman
Corliss Williamson

SEC PLAYER OF THE YEAR (Coaches)

- 2015 Bobby Portis
- 1995 Corliss Williamson
- 1994 Corliss Williamson

SEC PLAYER OF THE YEAR (AP)

- 2015 Bobby Portis
- 1995 Corliss Williamson
- 1994 Corliss Williamson

SEC NEWCOMER OF THE YEAR (AP)

- 2007 Patrick Beverley

SEC FRESHMAN OF THE YEAR

- 2007 Patrick Beverley

SEC DEFENSIVE PLAYER OF THE YEAR

- 2007 Steven Hill

SEC SIXTH MAN OF THE YEAR

- 2006 Eric Ferguson

SEC PLAYERS OF THE WEEK

- 2015 Michael Qualls, Dec. 1
Bobby Portis, Jan. 12
Bobby Portis, Feb. 16
- 2013 BJ Young, Dec. 31
Marshawn Powell, Feb. 18
- 2011 Rotnei Clarke, Jan. 31 & Feb. 28
- 2010 Rotnei Clarke, Nov. 16
Courtney Fortson, Feb. 8

- 2009 Michael Washington, Nov. 17 & Jan. 5
Courtney Fortson, Dec. 15
- 2008 Sonny Weems, Feb. 4
- 2007 Gary Ervin, Jan. 8 & March 5
- 2006 Jonathon Modica, Feb. 6
- 2005 Jonathon Modica, Feb. 14
- 2002 Jannero Pargo, Dec. 23 & Jan. 28
- 2001 Jannero Pargo, Jan. 22
- 1998 Kareem Reid, Dec. 15
- 1995 Corliss Williamson, Feb. 13
Scotty Thurman, Feb. 20
- 1994 Scotty Thurman, Feb. 7 & Feb. 21
Corliss Williamson, Feb. 28
- 1992 Todd Day, Jan. 13 & March 2

SEC FRESHMAN POW

(Beginning in 2007)

- 2015 Anton Beard, Feb. 23
- 2013 Bobby Portis, Dec. 9, Jan. 6, Feb. 10
- 2012 BJ Young, Jan. 9
- 2010 Marshawn Powell, Feb. 1
- 2009 Courtney Fortson, Dec. 22
- 2007 Patrick Beverley, Nov. 13, Nov. 27, Feb. 19

SEC ALL-DEFENSIVE TEAM

(Selected in 1991 and 1992; and again in 2008)

- 2011 Delvon Johnson
- 2008 Steven Hill
- 1992 Lee Mayberry



Ronnie Brewer was a two-time All-SEC first team choice by the league coaches before making the jump to the NBA as a first round pick in 2006.



Bobby Portis became the first player in program history with 1,000 points and 500 rebounds as a sophomore, leading Arkansas back to the NCAA Tournament in 2015.

SEC COMMUNITY SERVICE TEAM

- 2015 Moses Kingsley
- 2014 Kikko Haydar
- 2013 Kikko Haydar
- 2012 Michael Sanchez
- 2011 Marcus Britt
- 2010 Rotnei Clarke
- 2009 Michael Sanchez
- 2008 Darian Townes
- 2007 Sean McCurdy
- 2006 Dontell Jefferson
- 2005 Steven Hill
- 2004 Billy Pharis
- 2003 Blake Eddins
- 2002 Blake Eddins
- 2001 Brandon Davis
- 2000 Brandon Davis
- 1999 Pat Bradley

NATIONAL ASSOCIATION OF BASKETBALL COACHES (NABC) ALL-DISTRICT

- 2015 Bobby Portis, 1st
Michael Qualls, 2nd
- 2013 Marshawn Powell, 2nd
- 2009 Michael Washington, 2nd
- 2008 Sonny Weems, 2nd
- 2007 Patrick Beverley, 2nd
- 2006 Ronnie Brewer, 1st
- 2005 Ronnie Brewer, 1st
- 2002 Jannero Pargo, 1st
- 2001 Joe Johnson, 1st
- 1999 Derek Hood, 2nd
Kareem Reid, 2nd
- 1998 Kareem Reid, 2nd
- 1997 Kareem Reid, 2nd
- 1995 Corliss Williamson, 1st
Scotty Thurman, 2nd
- 1994 Scotty Thurman, 1st

- Corliss Williamson, 1st
- 1993 Scotty Thurman, 2nd
- 1992 Todd Day, 1st
Lee Mayberry, 2nd
Oliver Miller, 2nd
- 1991 Todd Day, 1st
Lee Mayberry, 1st
Oliver Miller, 1st
- 1990 Todd Day, 1st
Lenzie Howell, 1st
Lee Mayberry, 1st
Oliver Miller, 1st
- 1988 Andrew Lang, 1st
- 1985 Charles Ballentine, 1st
Joe Kleine, 1st
- 1984 Alvin Robertson, 1st
Joe Kleine, 2nd
- 1983 Darrell Walker, 1st
- 1982 Scott Hastings, 1st
- 1981 Scott Hastings, 1st
U.S. Reed, 1st
- 1980 U.S. Reed, 1st
Scott Hastings, 2nd
- 1979 Sidney Moncrief, 1st
- 1978 Ron Brewer, 1st
Marvin Delph, 1st
Sidney Moncrief, 1st
- 1977 Ron Brewer, 1st
Marvin Delph, 1st
Sidney Moncrief, 1st
- 1976 Marvin Delph, 3rd
Daryll Saulsberry, 3rd
- 1975 Kent Allison, 1st
Rickey Medlock, 3rd
- 1974 Dean Tolson, 2nd
- 1973 Martin Terry, 1st
Dean Tolson, 3rd
- 1972 Martin Terry, 3rd

- 1968 James Eldridge, 3rd
- 1967 Tommy Rowland, 2nd
- 1966 Ricky Sugg, 2nd
- 1965 Ricky Sugg, 3rd
- 1964 Jim Magness, 2nd
- 1963 Tommy Boyer, 2nd
- 1962 Jerry Carlton, 1st
Tommy Boyer, 2nd
- 1960 Clyde Rhoden, 1st
- 1958 Fred Grim, 1st
- 1957 Terry Day
- 1956 Jerald Barnett
- 1955 Buddy Smith
- 1954 Jerald Barnett
- 1953 Gene Lambert
- 1950 Robert Ambler
James Cathcart

UNITED STATES BASKETBALL WRITERS ASSOCIATION (USBWA) ALL-DISTRICT VII

- 2015 Bobby Portis
Michael Qualls
- 2014 Bobby Portis
- 2013 Marshawn Powell, BJ Young
- 2012 BJ Young
- 2011 Rotnei Clarke
- 2010 Rotnei Clarke
- 2009 Michael Washington
- 2008 Sonny Weems
- 2007 Patrick Beverley
- 2006 Ronnie Brewer
- 2005 Ronnie Brewer
- 2004 Jonathon Modica

USBWA ALL-DISTRICT POY

- 2015 Bobby Portis

USBWA ALL-AMERICA SECOND TEAM

- 2015 Bobby Portis

RAZORBACK BASKETBALL

THE #FASTEST40

LEADERSHIP

YEAR IN REVIEW

HISTORY

RECORDS

THE UNIVERSITY



HONORS AND AWARDS

\\ ALL-TOURNAMENT

FINAL FOUR

- 1995 Clint McDaniel
Corliss Williamson
- 1994 Corey Beck
Scotty Thurman
Corliss Williamson - MVP
- 1978 Ron Brewer

Final Four All-Tournament teams started in 1952

NCAA TOURNAMENT ALL-REGIONAL MIDWEST

- 1995 Scotty Thurman
Corliss Williamson - MVP
- 1994 Clint McDaniel
Scotty Thurman
Corliss Williamson
- 1990 Lenzie Howell - MVP
Lee Mayberry
Oliver Miller
- 1991 Todd Day
Oliver Miller
- 1979 Sidney Moncrief
Steve Schall

MIDEAST

- 1983 Darrell Walker

WEST

- 1978 Ron Brewer - MVP
Marvin Delph
Sidney Moncrief

SEC TOURNAMENT

- 2015 Michael Qualls
- 2008 Charles Thomas
Darian Townes
- 2007 Sonny Weems
- 2001 Joe Johnson
- 2000 Brandon Dean - MVP
Joe Johnson
- 1999 Derek Hood
Kareem Reid
- 1995 Scotty Thurman
Corliss Williamson
- 1994 Corliss Williamson
- 1992 Todd Day

NABC ALL-STAR GAME PARTICIPANTS

- 1993 Darrell Hawkins
- 1992 Lee Mayberry
- 1991 Ron Huery
- 1988 Andrew Lang
- 1984 Alvin Robertson
- 1983 Darrell Walker
- 1982 Scott Hastings
- 1979 Sidney Moncrief

\\ COACH OF THE YEAR

NATIONAL

- 1994 Nolan Richardson - NABC, Naismith,
Chevrolet/CBS, Atlanta Tipoff Club,
Kodak
- 1978 Eddie Sutton - AP, UPI, USBWA

NABC DISTRICT 9

- 1994 Nolan Richardson
- 1991 Nolan Richardson
- 1990 Nolan Richardson
- 1978 Eddie Sutton
- 1977 Eddie Sutton

SEC


- 1998 Nolan Richardson - Coaches' &
Birmingham Tipoff Club (Rupp Cup)

SEC LEGENDS

- 2014 Clint McDaniel
- 2013 Jerry Carlton
- 2012 Nolan Richardson
- 2011 George Kok
- 2010 Jim Counce
- 2009 Scotty Thurman
- 2008 Corliss Williamson
- 2007 U.S. Reed
- 2006 Marvin Delph
- 2005 Scott Hastings
- 2004 Todd Day
- 2003 Lee Mayberry
- 2002 Ron Brewer
- 2001 Joe Kleine
- 2000 Tommy Boyer
- 1999 Sidney Moncrief

OLYMPIANS

- 1984 Joe Kleine
Alvin Robertson



Eddie Sutton was named national coach of the year following the Final Four season of 1978.




Martin Terry earned All-SWC first-team honors in 1972 and 1973.

- | | | | |
|------|------------------|------|--------------------|
| 1974 | Dean Tolson | 1937 | Don Lockard |
| 1973 | Martin Terry | | Jack Robbins |
| 1972 | Martin Terry | 1936 | Elwin Gilliland |
| 1963 | Tommy Boyer | | Jim Lee Howell |
| 1962 | Jerry Carlton | | Ike Poole |
| | Tommy Boyer | 1935 | Taft Moody |
| 1961 | Jerry Carlton | | Ike Poole |
| | Clyde Rhoden | 1934 | Taft Moody |
| | Pat Foster | 1933 | Tom Murphy |
| 1960 | Clyde Rhoden | 1932 | Tom Murphy |
| 1958 | Fred Grim | | James "Doc" Sexton |
| 1956 | Jerald Barnett | 1931 | Milan Creighton |
| | Manuel Whitley | 1930 | Wear Schoonover |
| 1951 | D.L. Miller | | Milan Creighton |
| 1950 | Jim Cathcart | | Roy Prewitt |
| 1949 | Kenneth Kearns | 1929 | Tom Pickell |
| 1948 | George Kok | | Gene Lambert Sr. |
| 1947 | Alvin Williams | | Wear Schoonover |
| 1946 | George Kok | 1928 | Glen Rose |
| 1945 | George Kok | | Tom Pickell |
| 1944 | Deno Nichols | | Gene Lambert Sr. |
| | Billy Flynt | | Wear Schoonover |
| 1943 | Gordon Carpenter | 1927 | Glen Rose |
| | Clayton Wynne | | Harold Steele |
| 1942 | R.C. Pitts | | Tom Pickell |
| 1941 | Johnny Adams | 1926 | Rolla Adams |
| | John Frieberger | | Elbert Pickell |
| | Howard Hickey | | Glen Rose |
| 1940 | Howard Hickey | | Curtis Parker |
| 1939 | Johnny Adams | 1925 | Rolla Adams |
| 1938 | Don Lockard | | |
| | Jack Robbins | | |

ALL-SOUTHWEST CONFERENCE

(First team only)

- | | |
|------|-----------------|
| 1991 | Todd Day |
| | Lee Mayberry |
| | Oliver Miller |
| 1990 | Todd Day |
| | Lee Mayberry |
| 1989 | Keith Wilson |
| 1988 | Ron Huery |
| 1985 | Joe Kleine |
| 1984 | Joe Kleine |
| | Alvin Robertson |
| 1983 | Darrell Walker |
| 1982 | Scott Hastings |
| 1981 | Scott Hastings |
| 1980 | Scott Hastings |
| 1979 | Sidney Moncrief |
| 1978 | Ron Brewer |
| | Marvin Delph |
| | Sidney Moncrief |
| 1977 | Ron Brewer |
| | Marvin Delph |
| | Sidney Moncrief |
| 1975 | Kent Allison |
| | Robert Birden |



Alvin Robertson was a All-SWC first team selection in 1984, the same year he earned All-America honors.

RAZORBACK BASKETBALL

THE #FASTEST40

LEADERSHIP

YEAR IN REVIEW

HISTORY

RECORDS

THE UNIVERSITY



\\ ALL-TIME FINAL RANKINGS

1977

Associated Press

1. Michigan
2. UCLA
3. Kentucky
4. UNLV
5. North Carolina
6. Syracuse
7. Marquette
8. San Francisco
9. Wake Forest
10. Notre Dame
11. Alabama
12. Detroit
13. Minnesota
14. Utah
15. Tennessee
16. Kansas St.
17. UNC-Charlotte
18. **ARKANSAS**
19. Louisville
20. Virginia Military

United Press International

1. Michigan
2. San Francisco
3. North Carolina
4. UCLA
5. Kentucky
6. UNLV
7. **ARKANSAS**
8. Tennessee
9. Syracuse
10. Utah
11. Kansas St.
12. Cincinnati
13. Louisville
14. Marquette
15. Providence
16. Indiana St.
17. Minnesota
18. Alabama
19. Detroit
20. Purdue

1978

Associated Press

1. Kentucky
2. UCLA
3. DePaul
4. Michigan St.
5. **ARKANSAS**
6. Notre Dame
7. Duke
8. Marquette
9. Louisville
10. Kansas
11. San Francisco
12. New Mexico
13. Indiana
14. Utah
15. Florida St.
16. North Carolina
17. Texas
18. Detroit
19. Miami (Ohio)
20. Pennsylvania

UPI

1. Kentucky
2. UCLA
3. Marquette
4. New Mexico
5. Michigan St.
6. **ARKANSAS**
7. DePaul
8. Kansas
9. Duke
10. North Carolina
11. Notre Dame
12. Florida St.
13. San Francisco
14. Louisville
15. Indiana
16. Houston

17. Utah St.
18. Utah
19. Texas
20. Georgetown

1979

Associated Press

1. Indiana St.
2. UCLA
3. Michigan St.
4. Notre Dame
5. **ARKANSAS**
6. DePaul
7. LSU
8. Syracuse
9. North Carolina
10. Marquette
11. Duke
12. San Francisco
13. Louisville
14. Pennsylvania
15. Purdue
16. Oklahoma
17. St. John's (N.Y.)
18. Rutgers
19. Toledo
20. Iowa

UPI

1. Indiana St.
2. UCLA
3. North Carolina
4. Michigan St.
5. Notre Dame
6. **ARKANSAS**
7. Duke
8. DePaul
9. LSU
10. Syracuse
11. Iowa
12. Georgetown
13. Marquette
14. Purdue
15. Texas
16. Temple
17. San Francisco
18. Tennessee
19. Louisville
20. Detroit

1981

Associated Press

1. DePaul
2. Oregon St.
3. Arizona St.
4. LSU
5. Virginia
6. North Carolina
7. Notre Dame
8. Kentucky
9. Indiana
10. UCLA
11. Wake Forest
12. Louisville
13. Iowa
14. Utah
15. Tennessee
16. Brigham Young
17. Wyoming
18. Maryland
19. Illinois
20. **ARKANSAS**

1982

Associated Press

1. North Carolina
2. DePaul
3. Virginia
4. Oregon St.
5. Missouri
6. Georgetown
7. Minnesota
8. Idaho
9. Memphis St.

10. Tulsa
11. Fresno St.
12. **ARKANSAS**
13. Alabama
14. West Virginia
15. Kentucky
16. Iowa
17. Ala.-Birmingham
18. Wake Forest
19. UCLA
20. Louisville

UPI

1. North Carolina
2. DePaul
3. Virginia
4. Oregon St.
5. Missouri
6. Minnesota
7. Georgetown
8. Idaho
9. Memphis St.
10. Fresno St.
11. Tulsa
12. Alabama
13. **ARKANSAS**
14. Kentucky
15. Wyoming
16. Iowa
17. West Virginia
18. Kansas St.
19. Wake Forest
20. Louisville

1983

Associated Press

1. Houston
2. Louisville
3. St. John's (N.Y.)
4. Virginia
5. Indiana
6. UNLV
7. UCLA
8. North Carolina
9. **ARKANSAS**
10. Missouri
11. Boston College
12. Kentucky
13. Villanova
14. Wichita St.
15. UT-Chattanooga
16. N.C. St.
17. Memphis St.
18. Georgia
19. Oklahoma St.
20. Georgetown

UPI

1. Houston
2. Louisville
3. St. John's (N.Y.)
4. Virginia
5. Indiana
6. UNLV
7. UCLA
8. North Carolina
9. **ARKANSAS**
10. Kentucky
11. Villanova
12. Missouri
13. Boston College
14. N.C. St.
15. Georgia
16. UT-Chattanooga
17. Memphis St.
18. Illinois St.
19. Oklahoma St.
20. Georgetown

ESPN/USA Today

1. N.C. State
2. Houston
3. Louisville
4. Georgia
5. Virginia

6. Kentucky
7. North Carolina
8. St. John's (N.Y.)
9. Indiana
10. **ARKANSAS**
11. Villanova
12. Memphis State
13. Boston College
14. Iowa
15. Wichita State
16. UCLA
17. Ohio State
18. UNLV
19. Missouri
20. Georgetown
21. Fresno State
22. Utah
23. Syracuse
24. Washington St.
25. Tennessee

1984

Associated Press

1. North Carolina
2. Georgetown
3. Kentucky
4. DePaul
5. Houston
6. Illinois
7. Oklahoma
8. **ARKANSAS**
9. Texas-El Paso
10. Purdue
11. Maryland
12. Tulsa
13. UNLV
14. Duke
15. Washington
16. Memphis St.
17. Oregon St.
18. Syracuse
19. Wake Forest
20. Temple

UPI

1. North Carolina
2. Georgetown
3. Kentucky
4. DePaul
5. Houston
6. Illinois
7. **ARKANSAS**
8. Oklahoma
9. Texas-El Paso
10. Maryland
11. Purdue
12. Tulsa
13. UNLV
14. Duke
15. Washington
16. Memphis St.
17. Syracuse
18. Indiana
19. Auburn
20. Oregon St.

ESPN/USA Today

1. Georgetown
2. Houston
3. Kentucky
4. North Carolina
5. Illinois
6. DePaul
7. Virginia
8. Wake Forest
9. Memphis State
10. UNLV
11. Indiana
12. Maryland
13. **ARKANSAS**
14. Oklahoma
15. Dayton
16. Louisville
17. Purdue
18. Syracuse
19. Washington
20. Texas-El Paso
21. Tulsa

22. Duke
23. Michigan
24. SMU
25. Temple

1985

ESPN/USA Today

1. Villanova
2. Georgetown
3. St. John's (N.Y.)
4. Georgia Tech
5. Memphis State
6. Oklahoma
7. North Carolina
8. Louisiana Tech
9. Michigan
10. N.C. State
11. Illinois
12. Loyola (Ill.)
13. Duke
14. Auburn
15. Boston College
16. Kansas
17. Syracuse
18. Maryland
19. Va. Commonwealth
20. UNLV
21. UAB
22. Alabama
23. UCLA
24. Kentucky
25. **ARKANSAS**

1989

UPI

1. Arizona
2. Georgetown
3. Illinois
4. North Carolina
5. Oklahoma
6. Indiana
7. Duke
8. Missouri
9. Syracuse
10. Michigan
11. Seton Hall
12. Stanford
13. Louisville
14. UNLV
15. Iowa
16. Florida St.
17. **ARKANSAS**
18. N.C. St.
19. West Virginia
20. Alabama

ESPN/USA Today

1. Michigan
2. Seton Hall
3. Illinois
4. Duke
5. Georgetown
6. Syracuse
7. Arizona
8. North Carolina
9. UNLV
10. Indiana
11. Missouri
12. Oklahoma
13. Louisville
14. N.C. State
15. Virginia
16. Iowa
17. Minnesota
18. West Virginia
19. Ball State
20. **ARKANSAS**
21. Stanford
22. Florida State
23. Texas-El Paso
24. South Alabama
25. UCLA

1990

Associated Press

1. Oklahoma
2. UNLV
3. Connecticut

4. Michigan St.
5. Kansas
6. Syracuse
7. **ARKANSAS**
8. Georgetown
9. Georgia Tech
10. Purdue
11. Missouri
12. La Salle
13. Michigan
14. Arizona
15. Duke
16. Louisville
17. Clemson
18. Illinois
19. LSU
20. Minnesota
21. Loyola (Calif.)
22. Oregon St.
23. Alabama
24. New Mexico St.
25. Xavier (Ohio)

UPI

1. Oklahoma
2. UNLV
3. Connecticut
4. Michigan St.
5. Kansas
6. Syracuse
7. Georgia Tech
8. **ARKANSAS**
9. Georgetown
10. Purdue
11. Missouri
12. Arizona
13. La Salle
14. Duke
15. Michigan
16. Louisville
17. Clemson
18. Illinois
19. Alabama
20. New Mexico St.

ESPN/USA Today

1. UNLV
2. Duke
3. Georgia Tech
4. **ARKANSAS**
5. Connecticut
6. Purdue
7. Michigan St.
8. Minnesota
9. Loyola (Calif.)
10. Syracuse
11. Oklahoma
12. Texas
13. Clemson
14. Kansas
15. Georgetown
16. Alabama
17. Xavier (Ohio)
18. Michigan
19. La Salle
20. Missouri
21. Arizona
22. Ball State
23. UCLA
24. Louisville
25. North Carolina

1991

Associated Press

1. UNLV
2. **ARKANSAS**
3. Indiana
4. North Carolina
5. Ohio St.
6. Duke
7. Syracuse
8. Arizona
9. Kentucky
10. Utah
11. Nebraska
12. Kansas
13. Seton Hall
14. Oklahoma St.

15. New Mexico St.
16. UCLA
17. East Tenn. St.
18. Princeton
19. Alabama
20. St. John's (N.Y.)
21. Mississippi St.
22. LSU
23. Texas
24. DePaul
25. Southern Miss

UPI

1. UNLV
2. **ARKANSAS**
3. Indiana
4. North Carolina
5. Ohio St.
6. Duke
7. Arizona
8. Syracuse
9. Nebraska
10. Utah
11. Seton Hall
12. Kansas
13. Oklahoma St.
14. UCLA
15. East Tenn. St.
16. Alabama
17. New Mexico St.
18. Mississippi St.
19. St. John's (N.Y.)
20. Princeton
21. LSU
22. Michigan St.
23. Georgetown
24. N.C. St.
25. Texas

ESPN/USA Today

1. Duke
2. UNLV
3. Kansas
4. North Carolina
5. **ARKANSAS**
6. Seton Hall
7. St. John's (N.Y.)
8. Ohio State
9. Indiana
10. Arizona
11. Temple
12. Utah
13. Oklahoma St.
14. Alabama
15. Connecticut
16. Syracuse
17. Kentucky
18. E. Michigan
19. Nebraska
20. Georgetown
21. Pittsburgh
22. New Mexico St.
23. N.C. State
24. E. Tenn. St.
25. UCLA

1992

Associated Press

1. Duke
2. Kansas
3. Ohio St.
4. UCLA
5. Indiana
6. Kentucky
7. UNLV
8. Southern Cal
9. **ARKANSAS**
10. Arizona
11. Oklahoma St.
12. Cincinnati
13. Alabama
14. Michigan St.
15. Michigan
16. Missouri
17. Massachusetts
18. North Carolina
19. Seton Hall
20. Florida St.



// ALL-TIME FINAL RANKINGS

21. Syracuse
22. Georgetown
23. Oklahoma
24. DePaul
25. LSU

UPI

1. Duke
2. Kansas
3. UCLA
4. Ohio St.
5. Arizona
6. Indiana
7. Southern Cal
8. **ARKANSAS**
9. Kentucky
10. Oklahoma St.
11. Michigan St.
12. Missouri
13. Alabama
14. Cincinnati
15. North Carolina
16. Florida St.
17. Michigan
18. Seton Hall
19. Georgetown
20. Syracuse
21. Massachusetts
22. Oklahoma
23. DePaul
24. St. John's (N.Y.)
25. Tulane

ESPN/USA Today

1. Duke
2. Indiana
3. Michigan
4. Ohio State
5. Cincinnati
6. Kentucky
7. Kansas
8. UCLA
9. Oklahoma St.
10. **ARKANSAS**
11. Southern Cal
12. North Carolina
13. Seton Hall
14. Florida State
15. Massachusetts
16. Arizona
17. Memphis St.
18. Missouri
19. Alabama
20. Michigan St.
21. Georgia Tech
22. Texas-El Paso
23. Georgetown
24. Syracuse
25. LSU

1993

Associated Press

1. Indiana
2. Kentucky
3. Michigan
4. North Carolina
5. Arizona
6. Seton Hall
7. Cincinnati
8. Vanderbilt
9. Kansas
10. Duke
11. Florida St.
12. **ARKANSAS**
13. Iowa
14. Massachusetts
15. Louisville
16. Wake Forest
17. New Orleans
18. Georgia Tech
19. Utah
20. Western Kentucky
21. New Mexico
22. Purdue
23. Oklahoma St.

24. New Mexico St.
25. UNLV

UPI

1. Indiana
2. North Carolina
3. Michigan
4. Kentucky
5. Arizona
6. Seton Hall
7. Cincinnati
8. Vanderbilt
9. Kansas
10. Duke
11. Florida St.
12. **ARKANSAS**
13. Iowa
14. Louisville
15. Wake Forest
16. Massachusetts
17. Utah
18. New Orleans
19. Georgia Tech
20. Purdue
21. UNLV
22. Oklahoma St.
23. Virginia
24. Western Kentucky
25. New Mexico St.

ESPN/USA Today

1. North Carolina
2. Michigan
3. Kentucky
4. Kansas
5. Indiana
6. Cincinnati
7. Florida State
8. Vanderbilt
9. Duke
10. **ARKANSAS**
11. Seton Hall
12. Arizona
13. Temple
14. Wake Forest
15. Louisville
16. Western Kentucky
17. California
18. Virginia
19. Iowa
20. Utah
21. George Washington
22. Massachusetts
23. Xavier-Ohio
24. UCLA
25. Minnesota

1994

Associated Press

1. North Carolina
2. **ARKANSAS**
3. Purdue
4. Connecticut
5. Missouri
6. Duke
7. Kentucky
8. Massachusetts
9. Arizona
10. Louisville
11. Michigan
12. Temple
13. Kansas
14. Florida
15. Syracuse
16. California
17. UCLA
18. Indiana
19. Oklahoma St.
20. Texas
21. Marquette
22. Nebraska
23. Minnesota
24. St. Louis
25. Cincinnati

UPI

1. **ARKANSAS**
2. North Carolina
3. Purdue
4. Connecticut
5. Missouri
6. Duke
7. Massachusetts
8. Kentucky
9. Arizona
10. Louisville
11. Michigan
12. Temple
13. Kansas
14. Syracuse
15. Florida
16. California
17. UCLA
18. Indiana
19. Oklahoma St.
20. Marquette
21. Texas
22. St. Louis
23. Minnesota
24. Nebraska
25. Ala.-Birmingham

ESPN/USA Today

1. **ARKANSAS**
2. Duke
3. Arizona
4. Florida
5. Purdue
6. Missouri
7. Connecticut
8. Michigan
9. North Carolina
10. Louisville
11. Boston College
12. Kansas
13. Kentucky
14. Syracuse
15. Massachusetts
16. Indiana
17. Marquette
18. Temple
19. Tulsa
20. Maryland
21. Oklahoma St.
22. UCLA
23. Minnesota
24. Texas
25. Pennsylvania

1995

Associated Press

1. UCLA
2. Kentucky
3. Wake Forest
4. North Carolina
5. Kansas
6. **ARKANSAS**
7. Massachusetts
8. Connecticut
9. Villanova
10. Maryland
11. Michigan St.
12. Purdue
13. Virginia
14. Oklahoma St.
15. Arizona
16. Arizona St.
17. Oklahoma
18. Mississippi St.
19. Utah
20. Alabama
21. Western Kentucky
22. Georgetown
23. Missouri
24. Iowa St.
25. Syracuse

UPI

1. UCLA
2. Kentucky

3. Wake Forest
4. Kansas
5. North Carolina
6. **ARKANSAS**
7. Massachusetts
8. Connecticut
9. Villanova
10. Michigan St.
11. Maryland
12. Purdue
13. Arizona
14. Virginia
15. Arizona St.
16. Oklahoma St.
17. Mississippi St.
18. Utah
19. Oklahoma
20. Alabama
21. Syracuse
22. Missouri
23. Iowa St.
24. Oregon
25. Stanford

* UPI poll discontinued following 1996 season

ESPN/USA Today

1. UCLA
2. **ARKANSAS**
3. North Carolina
4. Oklahoma St.
5. Kentucky
6. Connecticut
7. Massachusetts
8. Virginia
9. Wake Forest
10. Kansas
11. Maryland
12. Mississippi St.
13. Arizona State
14. Memphis
15. Tulsa
16. Georgetown
17. Syracuse
18. Missouri
19. Purdue
20. Michigan St.
21. Alabama
22. Utah
23. Villanova
24. Texas
25. Arizona

1996

ESPN/USA Today

1. Kentucky
2. Massachusetts
3. Syracuse
4. Mississippi St.
5. Kansas
6. Cincinnati
7. Georgetown
8. Connecticut
9. Wake Forest
10. Texas Tech
11. Arizona
12. Utah
13. Georgia Tech
14. Louisville
15. Purdue
16. Georgia
17. Villanova
18. **ARKANSAS**
19. UCLA
20. Iowa State
21. Virginia Tech
22. Iowa
23. Marquette
24. North Carolina
25. New Mexico

1998

Associated Press

1. North Carolina
2. Kansas
3. Duke
4. Arizona

5. Kentucky
6. Connecticut
7. Utah
8. Princeton
9. Cincinnati
10. Stanford
11. Purdue
12. Michigan
13. Ole Miss
14. South Carolina
15. TCU
16. Michigan St.
17. **ARKANSAS**
18. New Mexico
19. UCLA
20. Maryland
21. Syracuse
22. Illinois
23. Xavier
24. Temple
25. Murray St.

ESPN/USA Today

1. Kentucky
2. Utah
3. North Carolina
4. Stanford
5. Duke
6. Arizona
7. Connecticut
8. Kansas
9. Purdue
10. Michigan St.
11. Rhode Island
12. UCLA
13. Syracuse
14. Cincinnati
15. Maryland
16. Princeton
17. Michigan
18. West Virginia
19. South Carolina
20. Ole Miss
21. New Mexico
22. **ARKANSAS**
23. Valparaiso
24. Washington
25. TCU

1999

Associated Press

1. Duke
2. Michigan St.
3. Connecticut
4. Auburn
5. Maryland
6. Utah
7. Stanford
8. Kentucky
9. St. John's (N.Y.)
10. Miami (Fla.)
11. Cincinnati
12. Arizona
13. North Carolina
14. Ohio St.
15. UCLA
16. Col. of Charleston
17. **ARKANSAS**
18. Wisconsin
19. Indiana
20. Tennessee
21. Iowa
22. Kansas
23. Florida
24. UNC-Charlotte
25. New Mexico

ESPN/USA Today

1. Connecticut
2. Duke
3. Michigan St.
4. Ohio St.
5. Kentucky
- 5t. St. John's (N.Y.)
7. Auburn
8. Maryland
9. Stanford
10. Utah

11. Cincinnati
12. Miami (Fla.)
12. Gonzaga
14. Temple
15. Iowa
16. Arizona
17. Florida
18. North Carolina
19. Oklahoma
20. Miami (Ohio)
21. UCLA
22. Purdue
23. Kansas
24. SW Missouri St.
25. **ARKANSAS**

2015

Associated Press

1. Kentucky (65)
2. Villanova
3. Wisconsin
4. Duke
5. Arizona
6. Virginia
7. Gonzaga
8. Notre Dame
9. Iowa State
10. Kansas
11. Northern Iowa
12. Maryland
13. Oklahoma
14. Wichita State
15. North Carolina
16. Baylor
17. Louisville
18. SMU
19. Utah
20. West Virginia
21. **ARKANSAS**
22. Georgetown
23. Michigan State
24. Butler
25. VCU

ESPN/USA Today

1. Duke (29)
2. Wisconsin
3. Kentucky (2)
4. Arizona
5. Notre Dame
6. Gonzaga
7. Michigan State
8. Virginia
9. Villanova
10. Louisville
11. Wichita State
12. North Carolina
13. Oklahoma
14. Northern Iowa
15. Utah
16. Maryland
17. Kansas
18. West Virginia
19. Iowa State
20. **ARKANSAS**
21. Baylor
22. Xavier
23. Butler
24. NC State
25. Oregon



ARKANSAS SPORTS HALL OF FAME

Established in January, 1959, to honor individuals who have made a special contribution to athletics in Arkansas. Only inductees that coached, played or were closely affiliated with University of Arkansas athletics are listed.

- 1959 Jim Lee Howell, football; Wear Schoonover, football
- 1960 Jim Benton, football; John Barnhill, football, college athletics; Steve Creekmore, football, golf
- 1961 Hugo Bezdek, football, baseball
- 1962 None
- 1963 Clyde Scott, football, track; George Cole, football, college athletics; Russell May, football
- 1964 **Glen Rose, basketball, football**; Dan Estes, football
- 1965 **Gordon Carpenter, basketball**; **Tom Murphy, basketball, football**; J.L. Carter, football
- 1966 Francis Schmidt, football
- 1967 Frank Broyles, football, college athletics
- 1968 Howard "Red" Hickey, football; Gene "Sodie" Davidson, football
- 1970 Melvin McGaha, baseball, basketball, football; Fred Thomsen, football
- 1971 Wilson Matthews, football; Pat Summerall, football
- 1972 Maurice "Footsie" Britt, football; Dave Hanner, football; Boyd Cypert, college athletics
- 1973 Ray Hamilton, football; Sam Coleman, high school athletics
- 1974 Jack Robbins, football
- 1975 Miller Barber, golf; Lamar McHan, football
- 1976 Billy Ray Smith, Sr., football
- 1977 Leon "Muscles" Campbell, football; **Tom Pickell, basketball**
- 1978 Fred Williams, football
- 1979 Lance Alworth, football; **Johnny Adams, basketball**

- 1980 Barry Switzer, football
- 1981 Clifford Shaw, officiating; Jim Mooty, football; Wayne Harris, football
- 1982 Aubrey "Cobb" Fowler, football, track; Milan Creighton, football
- 1983 Lou Holtz, football; **Eddie Sutton, basketball**
- 1984 Fred Akers, football; Kay Eakin, football
- 1985 **Eugene Lambert, basketball**; Floyd Sagely, football
- 1986 Loyd Phillips, football; W. Howard Pearce, football, stadium management
- 1987 John McDonnell, track; Jim Lindsey, football; Alton Baldwin, football
- 1988 **George Kok, basketball**; Dwight Sloan, football; Lewis Carpenter, football
- 1989 Ken Hatfield, football; Harold Horton, football; Brad Scott, football; R.H. Sikes, golf
- 1990 Henry Moore, football
- 1991 Norm DeBriyn, baseball; **Pat Foster, basketball**; Gerald Nesbitt, football
- 1992 Preston Carpenter, football; Dan Hampton, football
- 1993 **Sidney Moncrief, basketball**; Buddy Bob Benson, football
- 1994 Joe Ferguson, football; **Ron Brewer, basketball**; **Ike Poole, football, basketball**
- 1995 Billy Ray Smith, Jr., football; Chuck Dicus, football
- 1996 Bill Burnett, football; Kevin McReynolds, baseball; Raymond Peters, football
- 1997 Bill Montgomery, football; Billy Moore, football; Mike Conley, track
- 1998 **Nolan Richardson, basketball**; **Marvin Delph, basketball**; Jimmy Johnson, football; Firmon Bynum, football
- 1999 Ronnie Caveness, football; Jerry Jones, football
- 2000 **Tommy Boyer, basketball**; Bobby Burnett, football
- 2001 Orville Henry, journalism; Jerry Lamb, football; Ken Turner, football

- 2002 Steve Atwater, football; Brandon Burlsworth, football; **Joe Kleine, basketball**; Cliff Powell, football
- 2003 O'Neale Adams, football; Louis Schaufele, football, baseball; **Darrell Walker, basketball**
- 2004 Jesse Branch, football; Bud Campbell, journalism; Bud Canada, football; Steve Cox, football; Wayne Martin, football
- 2005 William "Bud" Brooks, football; **Scott Hastings, basketball**
- 2006 Gary Anderson, football; John Daly, golf; Paul Eells, television and radio play-by-play; **Fred Grim, basketball**; Bettye Fiscus Dickey, basketball
- 2007 Bobby Crockett, football; Tom Pagnozzi, baseball; George Walker, football; Jim Elder, journalism
- 2008 **Todd Day, basketball**; Bruce James, football; Jon Richardson, football
- 2009 Martine Bercher, football; R.C. Thielemann, football; **Corliss Williamson, basketball**; Jarrell Williams, football
- 2010 Bill Ferrell, trainer and baseball coach; Leotis Harris, football; Scotty Thurman, basketball; 1964 National Championship football team
- 2011 Dick Bumpas, football; Jerry Carlton, basketball; Ben Cowins, football; Quinn Grovey, football; Cliff Horton, football; Cliff Lee, baseball
- 2012 David Bazzel, football; Gary Blair, **Lee Mayberry, basketball**; **U.S. Reed, basketball**; Bob Ford, football; **1994 National Championship basketball team**
- 2013 Stacy Lewis, golf; Frank O'Mara, track & field
- 2014 Dennis "Dirt" Winston, women's basketball; Dennis "Dirt" Winston, football

UNIVERSITY OF ARKANSAS SPORTS HALL OF HONOR

The University of Arkansas Sports Hall of Honor was established in 1988 as a means of honoring the all-time great athletes and coaches that have done so much in establishing a tradition of excellence in University of Arkansas athletics. Only former Razorback lettermen are allowed to vote.


- 1988 Lance Alworth, John Barnhill, Frank Broyles, **Sidney Moncrief, Glen Rose, Clyde Scott**
- 1989 Jim Benton, George Cole, Wayne Harris, Wilson Matthews, Kevin McReynolds, **Wear Schoonover**
- 1990 Miller Barber, Mel McGaha, John McDonnell, Loyd Phillips, Jack Robbins, Jim Lee Howell
- 1991 Leon Campbell, Mike Conley, Norm DeBriyn, Dan Hampton, Dave Hanner, Fred Williams
- 1993 **Ron Brewer, Chuck Dicus, Joe Ferguson, Lamar McHan, Pat Summerall**
- 1994 **George Kok, Maurice Britt, Bill Ferrell, Steve Little, Bettye Fiscus, Billy Ray Smith Sr., Niall O'Shaughnessy, John Daly**
- 1995 Bill Burnett, Ken Hatfield, **Eddie Sutton, R.H. Sikes, Tim Lollar, J. William Fulbright, Bud Brooks**
- 1996 Preston Carpenter, Bob Cheyne, Joe Falcon, **Eugene Lambert, Bill Montgomery, Billy Moore, Nolan Richardson, Barry Switzer, Melody Sye**
- 1997 Harold Horton, Jim Mooty, Lon Farrell, Billy Ray Smith, Jr., Johnny Ray, Frank O'Mara, Jim Lindsey, Henry Moore, Floyd Sagely

- 1998 Steve Atwater, **Marvin Delph, Paul Donovan, Bev Lewis, Eddie Bradford, Ike Poole, Steve Creekmore, Sr.**
- 1999 Fred Akers, **Tommy Boyer, Ronnie Caveness, Jimmy Johnson, Gordon Long, Gerald Nesbitt, Tom Pagnozzi, Stanley Redwine, George Walker**
- 2000 Jesse Branch, Bobby Burnett, Lew Carpenter, Delmonica DeHorney, Howard "Red" Hickey, Jeff King, **Joe Kleine, Tom Murphy, Dean Weber**
- 2001 Alton Baldwin, Jim Bone, Deena Drossin, **Pat Foster, Quinn Grovey, Glen Ray Hines, Cliff Powell, Reuben Reina, Jarrell Williams**
- 2002 **Todd Day, Bobby Crockett, Martine Bercher, Rick Schaeffer, Deane Pappas, Amber Nicholas Shirey, Harold E. "Sonney" Henson, Ronnie Underwood, Ray Hamilton**
- 2003 **Johnny Adams, Gary Anderson, Bud Canada, Chip Hooper, Fred Marshall, Jerry Mazzanti, Cynthia Moore, Scott Tabor, Corliss Williamson**
- 2004 Brandon Burlsworth, **Jerry Carlton, Peter Doohan, Harry Jones, Jerry Jones, Seneca Lassiter, Wayne Martin, Lee Mayberry, Tracy Webb Rice**
- 2005 Dick Booth, Bill Gray, Leotis Harris, **Scott Hastings, Steve Krueger, Jerry Lamb, Jon Richardson, Christy Smith, R.C. Thielemann**
- 2006 Scott Bull, Dick Bumpas, Jay Donathan, Ron Hightower, Bobby Proctor, Louis Schaufele, **Martin Terry, Amy Yoder Begley, Lance Harter**
- 2007 Jim Barnes, Jackie Brasuell, Ben Cowins, Megan Flowers, Dean Garrett, Brenden Pappas, Randy Stewart, Phillip Stidham, **Scotty Thurman**


- 2008 Rodney Brand, Tommy Brasher, Bruce James, Daniel Lincoln, Ryan Lundquist, George McKinney, Gi-Gi Miller, **Darrell Walker, Steed White**
- 2009 Shanon Andrews, Richard Bell, Ron Calcagni, Veronica Campbell-Brown, **Dr. Jim Counce, Alistair Cranch, Billy Joe Moody, Tom Pucci**
- 2010 Bubba Carpenter, **Milan Creighton, Ike Forte, Karen Gorham, Greg Koch, Kevin Scanlon, U.S. Reed, Tracy Robertson, Terry Don Phillips, Erick Walder, Jim Williams**
- 2011 Gary Adams, Steve Cox, Jessica Koch Dailey, **Fred Grim, Almer Lee, Brison Manor Jr., Jessica Field Phelan, Godfrey Siamusiye, Pat Serret, Jimmy Walker**
- 2012 Edrick Floreal, **Andrew Lang, Bill McClard, Bruce Maxwell, Ronn Reynolds, Clyde Rhoden, Jody Rittenhouse, Lisa Sparks, Terry Stewart, Dennis Winston**
- 2013 Barry Foster, Dickey Morton, **Charles Balentine, Calvin Davis, Greg D'Alexander, Cheryl McArton Ward, Edel Hackett, Don Christian, Buddy Sutton**
- 2014 **Pat Bradley, Freddie Childress, Shemeka Christon, Robert Cox, Graham Hood, Kenoy Kennedy, Stacy Lewis, Pat Morrison, Louis Ramsay**
- 2015 Niall Bruton, Deedee Brown-Campbell, Robin Ford, Lynn Garner, **Derek Hood, Steve Korte, Mike Loggins, Ron Meyer, Kendall Trainor**




JOHN ADAMS
1941 - Helms Foundation 1st/
Converse Yearbook 2nd



TOMMY BOYER
1963 - UPI, Converse HM




RON BREWER
1978 - Converse, USBWA, WA 1st/
AP 2nd/BW 3rd
Helms Foundation
1977 - Helms Foundation




RONNIE BREWER
2006 - Basketball Times 3rd
AP, CollegeInsider.com HM




JERRY CARLTON
1962 - Converse HM
1961 - Converse HM



TODD DAY
1992 - WA 1st/NABC, SN, BW 2nd/
AP & UPI 3rd
1991 - WA 1st/AP 2nd/
BT, NABC, BW 3rd
1990 - Basketball Times 3rd




MARVIN DELPH
1978 - Converse Yearbook 2nd
1977 - AP, TSN HM




BILL FLYNT
1946 - Helms Foundation 3rd



FRED GRIM
1958 - Associated Press HM




SCOTT HASTINGS
1982 - Helms Foundation
1981 - Helms Foundation




GEORGE KOK
1948 - AP 3rd
1946 - Sporting News 2nd



GENE LAMBERT
1929 - Helms Foundation 1st




LEE MAYBERRY
1992 - AP, Basketball Times &
NABC 3rd



SIDNEY MONCRIEF
1979 - AP, Converse, NABC, USBWA,
WA 1st/TSN & UPI 2nd
1978 - WA 1st/UIP 2nd/AP,
NABC 3rd/Helms
1977 - AP, TSN HM




TOM PICKELL
1929 - College Humor Magazine




IKE POOLE
1936 - Helms Foundation 1st/
Converse 2nd




BOBBY PORTIS
2015 - Associated Press, USBWA 2nd,
Sporting News 3rd



CLYDE RHODEN
1960 - Converse HM



JACK ROBBINS
1938 - NEA 3rd



ALVIN ROBERTSON
1984 - UPI 2nd/AP 3rd

RAZORBACK BASKETBALL

THE #FASTEST40

LEADERSHIP

YEAR IN REVIEW


HISTORY

RECORDS


THE UNIVERSITY



ALL-AMERICANS




GLEN ROSE
1928 - Helms Foundation 1st
(1978 NABC Golden Anniversary Award)



WEAR SCHOONOVER
1930 - College Humor Magazine 2nd



JAMES "DOC" SEXTON
1932 - College Humor Magazine 3rd
1931 - College Humor Magazine 3rd



MARTIN TERRY
1973 - Helms Foundation 1st



SCOTTY THURMAN
1995 - Basketball Times 3rd
Associated Press HM
1994 - Associated Press HM



DARRELL WALKER
1983 - AP/Converse & UPI 2nd
Helms Foundation



CORLISS WILLIAMSON
1995 - TSN, WA, BW 1st/AP,
NABC, UPI, USBWA 2nd
1994 - WA 1st/AP, NABC, UPI,
USBWA, BW 2nd/BT 3rd



CLAYTON WYNNE
1943 - Pic Magazine 3rd

Note: AP (1948-) and UPI (1949-96) selected only a first team until 1951; College Humor Magazine selected teams from 1929-33 and in 1936; Converse Yearbook selected teams from 1932-83; the Helms Foundation (1905-83) selected only a first team; the NABC selected only a first team until 1948; NEA (Newspaper Enterprise Association) selected teams from 1917-73; Pic Magazine selected teams from 1942-44; The Sporting News selected teams from 1943-46 and since 1997; the USBWA (United States Basketball Writers Association) selected a 10-player first team from 1957-83, five-player first and second teams from 1984-97 and added a third team in 1998; and the Wooden Award has selected a first and second team since 1977.

// FRESHMAN ALL-AMERICANS




PATRICK BEVERLEY
2007 - CollegeInsider.com 1st
Basketball Times 2nd
Rivals.com
CollegeHoops.net 3rd



RONNIE BREWER
2004 - Rivals.com 2nd
College Basketball News 3rd




COURTNEY FORTSON
2009 - CollegeHoops.net 3rd




JOE JOHNSON
2000 - Basketball Times 2nd



MARSHAWN POWELL
2010 - Rivals.com 3rd



SCOTTY THURMAN
1993 - Sporting News 1st



CORLISS WILLIAMSON
1993 - Sporting News 1st

Legend

AP - Associated Press
BT - Basketball Times
BW - Basketball Weekly
Converse - Converse Magazine
NABC - National Association of Basketball Coaches
NEA - Newspaper Enterprises Association
SN - Sporting News
UPI - United Press International
USBWA - United States Basketball Writers Association
WA - Wooden Award



ATLANTA
 Scott Hastings
 Joe Johnson
 Andrew Lang
 Sidney Moncrief
 Jannero Pargo



HOUSTON
 Patrick Beverley
 Ronnie Brewer
 Tony Brown
 Courtney Fortson



OKLAHOMA CITY
 Ronnie Brewer
 Tony Brown
 Dean Tolson



BOSTON
 Todd Day
 Joe Johnson
 Joe Kleine



INDIANA
 Tony Brown



PHILADELPHIA
 Andrew Lang
 Corliss Williamson



BROOKLYN
 Ron Brewer
 Tony Brown
 Joe Johnson
 Joe Kleine



LA CLIPPERS
 Tony Brown
 Courtney Fortson



PHOENIX
 Todd Day
 Joe Johnson
 Joe Kleine
 Andrew Lang
 Oliver Miller
 Sonny Weems



CHARLOTTE
 Jannero Pargo



LA LAKERS
 Tony Brown
 Joe Kleine
 Jannero Pargo



PORTLAND
 Ron Brewer
 Byron Irvin
 Joe Kleine



CHICAGO
 Ron Brewer
 Ronnie Brewer
 Tony Brown
 Joe Kleine
 Andrew Lang
 Jannero Pargo
 Darrell Walker
 Bobby Portis



MIAMI
 Todd Day
 Scott Hastings



SACRAMENTO
 Joe Kleine
 Clint McDaniel
 Oliver Miller
 Corliss Williamson



CLEVELAND
 Ron Brewer



MILWAUKEE
 Tony Brown
 Todd Day
 Andrew Lang
 Lee Mayberry
 Sidney Moncrief
 Alvin Robertson



SAN ANTONIO
 Ron Brewer
 Alvin Robertson



DALLAS
 Oliver Miller



MINNESOTA
 Todd Day
 Andrew Lang
 Oliver Miller



TORONTO
 Oliver Miller
 Jannero Pargo
 Alvin Robertson
 Sonny Weems
 Corliss Williamson



DENVER
 Scott Hastings
 Darrell Walker
 Sonny Weems



NEW ORLEANS
 Corey Beck
 Derek Hood
 Jannero Pargo



UTAH
 Ronnie Brewer
 Tony Brown



DETROIT
 Corey Beck
 Scott Hastings
 Oliver Miller
 Isaiah Morris
 Alvin Robertson
 Darrell Walker
 Corliss Williamson



NEW YORK
 Ronnie Brewer
 Scott Hastings
 Andrew Lang
 Melvin McGaha
 Darrell Walker



WASHINGTON
 Byron Irvin
 Darrell Walker



GOLDEN STATE
 Ron Brewer



Note: List updated on Oct. 10, 2015.

RAZORBACK BASKETBALL

THE #FASTEST40

LEADERSHIP

YEAR IN REVIEW

HISTORY

RECORDS

THE UNIVERSITY



ALL-TIME NBA DRAFT PICKS

- Bob Ambler - 1951, 7th round, #62
Tri-Cities Blackhawks (now Atlanta)
- Charles Ballentine - 1985, 6th round, #120
Sacramento Kings
- Ron Brewer - 1978, 1st round, #7
Portland Trailblazers
- Ronnie Brewer - 2006, 1st round, #14
Utah Jazz
- Tony Brown - 1982, 4th round, #82
New Jersey Nets
- Jerry Carlton - 1962, 13th round, #96
St. Louis Hawks (now Atlanta)
- Todd Day - 1992, 1st round, #8
Milwaukee Bucks
- Marvin Delph - 1979, 6th round, #110
Boston Celtics
1978, 3rd round, #65
Buffalo Braves (now Los Angeles Clippers)
- Fred Grim - 1958, 5th round, #38
Syracuse Nationals
- Scott Hastings - 1982, 2nd round, #29
New York Knicks
- Joe Johnson - 2001, 1st round, #10
Boston Celtics
- Joe Kleine - 1985, 1st round, #6
Sacramento Kings
- Andrew Lang - 1988, 2nd round, #28
Phoenix Suns
- Lee Mayberry - 1992, 1st round, #23
Milwaukee Bucks
- Oliver Miller - 1992, 1st round, #22
Phoenix Suns
- Sidney Moncrief - 1979, 1st round, #5
Milwaukee Bucks
- Isaiah Morris - 1992, 2nd round, #37
Miami Heat
- Keith Peterson - 1982, 8th round, #165
Dallas Mavericks
- Bobby Portis - 2015, 1st round, #22
Chicago Bulls
- U.S. Reed - 1981, 5th round, #104
Kansas City Kings (now Sacramento Kings)
- Alvin Robertson - 1984, 1st round, #7
San Antonio Spurs
- Darnell Robinson - 1996, 2nd round, #58
Dallas Mavericks
- Steve Schall - 1980, 10th round, #209
San Antonio Spurs;
1979, 5th round, #106
San Antonio Spurs
- Leroy Sutton - 1984, 8th round, #176
Dallas Mavericks
- Martin Terry - 1973, 3rd round, #39
Chicago Bulls
- Dean Tolson - 1974, 5th round, #80
Seattle Superonics
- Darrell Walker - 1983, 1st round, #12
New York Knicks
- Sonny Weems - 2008, 2nd round, #39
Chicago Bulls
- Dennis White - 1974, 10th round, #167
KC-O
- Corliss Williamson - 1995, 1st round, #13
Sacramento Kings
- Allan Zahn - 1980, 7th round, #153
San Antonio Spurs

All-NBA Teams

- 2010 - Joe Johnson, Third Team, Atlanta
- 1986 - Sidney Moncrief, Second Team, Milwaukee
- 1986 - Alvin Robertson, Second Team, San Antonio
- 1985 - Sidney Moncrief, Second Team, Milwaukee
- 1984 - Sidney Moncrief, Second Team, Milwaukee
- 1983 - Sidney Moncrief, First Team, Milwaukee
- 1982 - Sidney Moncrief, Second Team, Milwaukee

All-Defensive Teams

- 1991 - Alvin Robertson, First Team
- 1990 - Alvin Robertson, Second Team
- 1989 - Alvin Robertson, Second Team
- 1988 - Alvin Robertson, Second Team
- 1987 - Alvin Robertson, First Team
- 1986 - Sidney Moncrief, First Team, Milwaukee
- 1986 - Alvin Robertson, Second Team, San Antonio
- 1985 - Sidney Moncrief, First Team, Milwaukee
- 1984 - Sidney Moncrief, First Team, Milwaukee
- 1983 - Sidney Moncrief, First Team, Milwaukee
- 1982 - Sidney Moncrief, Second Team, Milwaukee

NBA All-Rookie Team

- Ron Brewer, 1978-79, First Team

NBA Sixth Man of the Year

- Corliss Williamson, 2001-02

NBA Defensive Player of the Year

- Sidney Moncrief, 1982-83 & 1983-84
- Alvin Robertson, 1985-86

NBA Most Improved Player

- Alvin Robertson, 1985-86, San Antonio

NBA Titles

- Scott Hastings, 1990, Detroit
- Joe Kleine, 1998, Chicago
- Corliss Williamson, 2004, Detroit

All-Star Appearances

- Joe Johnson - 7
- Sidney Moncrief - 5
- Alvin Robertson - 4

NBA Player of the Month

- Joe Johnson (East) March '08
- Sidney Moncrief December '81
- Alvin Robertson December '85



Corliss Williamson was the No. 13 pick by the Sacramento Kings in the 1995 NBA Draft.



Ronnie Brewer followed in his father's footsteps as a first round NBA Draft pick from Arkansas in 2006.



Bobby Portis was the No. 22 overall pick by the Chicago Bulls in the 2015 NBA Draft.



// LETTERWINNERS

A		
Abron, Devonta	2012	Seagoville, Texas
Adams, Elmo	1950	Beebe, Ark.
Adams, Johnny	1939, 40, 41	Beebe, Ark.
Adams, Marvin	1952, 53, 54	Caddo, Okla.
Adams, O'Neal	1940, 41, 42	Beebe, Ark.
Adams, Robert	1948, 1950	Mulberry, Ark.
Adams, Rolla	1924, 25, 26	
Adebayo, Sunday	1998	Benin City, Nigeria
Alexander, Glendon	1997	Carrollton, Texas
Allison, Kent	1975	South Bend, Ind.
Ambler, Robert	1949, 50, 51	Texarkana, Ark.
Anderson, Bobby	1961, 62	Pine Bluff, Ark.
Ayers, James	1926	Dierks, Ark.

B		
Babb, Nick	2015	Arlington, Texas
Bailey, Alvin	1979	West Helena, Ark.
Baker, Carl	2000, 01, 02, 03	Palestine, Ark.
Baker, Shawn	1987, 88	Tulsa, Okla.
Balentine, Charles	1982, 83, 84, 85	Newport, Ark.
Bane, Jim	1963, 64	Branson, Mo.
Barnes, Alton	1970	Pine Bluff, Ark.
Barnett, Jerald	1954, 55, 56	Harrison, Ark.
Bass, Jody	1972, 73	Denton, Texas
Bates, Steve	1978	Fort Wayne, Ind.
Beall, Elstner	1933	
Beard, Anton	2015	North Little Rock, Ark.
Beck, Corey	1993, 94, 95	Memphis, Tenn.
Bedford, Darryl	1983, 84	Smyrna, Ga.
Bell, Anthon	2013, 14, 15	Memphis, Tenn.
Bennett, Chris	1976, 78	Little Rock, Ark.
Benton, James	1937, 38	Fordyce, Ark.
Beverley, Patrick	2007, 08	Chicago, Ill.
Biggers, Ray	1992, 93, 94	Houston, Texas
Biley, Ken	1991, 92, 93, 94	Pine Bluff, Ark.
Birden, Robert	1974, 75, 76	Pine Bluff, Ark.
Blackburn, Clifford	1924	Danville, Ark.
Blackmon, Jamar	2003, 04	Little Rock, Ark.
Blasingame, John	1960, 61	Monette, Ark.
Borgsmiller, John	1950	
Boss, Ora Lee	1958, 59	Green Forest, Ark.
Bowers, Arlyn	1989, 90, 91	Memphis, Tenn.
Box, Larry	1972	Leachville, Ark.
Boyer, Tommy	1961, 62, 63	Fort Smith, Ark.
Bradley, A.B.	1942, 43	Clinton, Ark.
Bradley, Pat	1996, 97, 98, 99	Everett, Mass.
Brady, Harold	1937, 38	
Brannon, Robert	1983	Columbia, S.C.
Brasfield, Travis	1932, 33, 34	
Brewer, Ron	1976, 77, 78	Fort Smith, Ark.
Brewer, Ronnie	2004, 05, 06	Fayetteville, Ark.
Briggs, E.J.	1940	
Britt, Marcus	2008, 09, 10, 11	Madison, Ark.
Britt, Maurice	1939	Lonoke, Ark.
Brodie, Frank	1936, 37	
Brown, Mike	1972	White Hall, Ark.
Brown, Tony	1979, 80, 81, 82	Chicago, Ill.
Bryant, Gerald	1951	Many, La.
Bryant, Glenn	2010, 11	Detroit, Mich.
Buckner, Ray	1975, 76, 77	Pine Bluff, Ark.
Burk, Houston	1925, 26, 27	
Butler, Walter "Pete"	1955, 56	Jefferson City, Mo.
Byles, Tony	1946, 47	Robeline, La.

C		
Campbell, Doug	1972, 73	Lyons, Kan.
Campbell, Johnny	1947, 48	Harrison, Ark.
Carlton, Jerry	1960, 61, 62	Sheridan, Ark.
Carpenter, Gordon	1941, 42, 43	
Carpenter, Jay	1957, 58, 59	Jefferson City, Mo.
Carpenter, Mike	1986	Knoxville, Tenn.
Carter, Alan	1943	
Cathcart, James	1948, 49, 50	
Chambers, London	1939	

Clark, Andre	2009	N. Little Rock, Ark.
Clark, Carter	2001	Springfield, Mo.
Clarke, Coty	2013, 14	Birmingham, Ala.
Clarke, Rodney	2009, 10, 11	Verdigris, Okla.
Cleveland, T.J.	1999, 2000, 01, 02	Birmingham, Ala.
Clifton, Gus	1932	
Coffman, M.B. "Skippy"	1962, 63	Little Rock, Ark.
Coleman, Paul	1948, 49	
Cone, Benton	1967, 68, 69	Wilmot, Ark.
Cook, Orval	1964, 65, 66	Cleveland, Okla.
Copeland, Jody	1945	
Corzine, Corky	1976	Florissant, Mo.
Counce, Jim	1975, 76, 77, 78	Memphis, Tenn.
Cox, Stephen	2008, 09, 10	Jonesboro, Ark.
Craft, Reggie	1979	
Crane, Jay	1984, 85, 86	Ft. Worth, Texas
Cranford, Preston	2004, 06, 07	Heber Springs, Ark.
Crawford, Roger	1993, 94	Birmingham, Ala.
Credit, Mario	1987, 88, 89, 90	Kansas City, Kan.
Creighton, Milan	1929, 30, 31	Gothenberg, Neb.
Crockett, James	1978, 79	West Helena, Ark.
Cutts, Willie	1983	Fort Worth, Texas

D		
Davis, Brandon	1998, 99, 2000, 01	Camden, Ark.
Davis, Kendrick	2003, 04	Houston, Texas
Davis, Nick	1996, 97, 98	Columbia, S.C.
Davis, Shawn	1989, 90, 91, 92	Maud, Texas
Day, Terry	1955, 56, 57	Magnolia, Ark.
Day, Todd	1989, 90, 91, 92	Memphis, Tenn.
Dean, Brandon	1999, 2000, 01, 02	Monroe, La.
DeBose, Keenan	1983, 84	Killeen, Texas
Delph, Marvin	1975, 76, 77, 78	Conway, Ark.
Dickson, Joe	1955, 56, 57	Little Rock, Ark.
Dillard, Alex	1994, 95	Bessemer, Ala.
Donaldson, John	1938	
Dunn, Wayne	1956, 57, 58	Hampton, Ark.
Durham, Jabril	2015	
Dykes, Jimmy	1982, 83, 84	Fayetteville, Ark.

E		
Eddins, Blake	2000, 01, 02, 03	Montgomery, Ala.
Eidson, Harold	1929	Centerville, Ark.
Eldridge, James	1968, 69, 70	Green Forest, Ark.
Elkins, Orval	1952, 53, 54	Minden, La.
Engskov, John	1994, 95, 96	Berryville, Ark.
Ervin, Gary	2007, 08	Brooklyn, N.Y.

F		
Famutimi, Olu	2004, 05	Flint, Mich.
Farmer, Jemal	2010, 11	Chicago, Ill.
Ferguson, Eric	2003, 04, 05, 06	Long Island, N.Y.
Fletcher, Clyde	1991, 92	Memphis, Tenn.
Flynt, Bill	1944, 45, 46	Lonoke, Ark.
Fortson, Courtney	2009, 10	Montgomery, Ala.
Foster, Pat	1959, 60, 61	Emerson, Ark.
Freeman, Allie	1985, 86, 87, 88	Little Rock, Ark.
Freeman, Wally	1966, 67	Sheridan, Ark.
Frieberger, John	1939, 40, 41	Point, Texas
Friess, Brad	1979, 80, 81, 82	Austin, Texas
Fulton, John	1935	Malvern, Ark.

G		
Gammill, Gerald		1939, 40
Garner, Ronnie	1959, 60, 61	Hot Springs, Ark.
Gehring, Ken	1977	Akron, Ohio
Gibson, Ray	1931, 32, 33	Prairie Grove, Ark.
Gilbert, Jason	1999	Mountain View, Ark.
Gilliland, Elwin	1935, 36, 37	Beebe, Ark.
Gipson, Teddy	1999, 2000, 01, 02	Farmerville, La.
Gomez, Dionisio	2000, 01, 02, 03	Fayetteville, Ark.
Green, Steve	1997	Monticello, Ark.
Grim, Fred	1956, 57, 58	Green Forest, Ark.
Grindle, LaVerne	1959, 60	Overton, Texas
Grisham, Larry	1957, 58	Jonesboro, Ark.
Grisham, Larry	1969	White Hall, Ark.
Guess, Charles	1965, 66	
Gulley III, Fred	2013, 14	Fayetteville, Ark.

H		
Hagood, Leslie	1938	
Haizlip, Ralph	1927, 28	Hot Springs, Ark.
Hale, Arthur	1927, 28, 29	Fayetteville, Ark.
Hale, Harrison, Jr.	1930	Fayetteville, Ark.
Hall, Antwon	1996	Chicago, Ill.
Hamilton, Ray	1936, 37, 38	Lonoke, Ark.
Hankins, Justin	1999	Elkins, Ark.
Hankins, Zane	1958, 59	Newport, Ark.
Harris, Alandise	2014, 15	Little Rock, Ark.
Hastings, Scott	1979, 80, 81, 82	Independence, Kan.
Hawkins, Darrell	1989, 90, 92, 93	Prairie View, Texas
Haydar, Kikko	2011, 12, 13, 14	Fayetteville, Ark.
Hays, Dennie	1936	
Heider, Joel	1971, 72	Kansas City, Kan.
Henderson, Jethro	1930	Hot Springs, Ark.
Henry, Jason	2009	West Memphis, Ark.
Hess, Jack	1950, 51	Verden, Okla.
Hester, Bill (Toar)	1951	Hall Summitt, La.
Hickey, Howard	1939, 40, 41	Clarksburg, Ark.
Hill, Steven	2005, 06, 07, 08	Branson, Mo.
Hilliard, Keith	1980	Memphis, Tenn.
Hogue, Larry	1962, 63, 64	North Little Rock, Ark.
Holt, Ken	1929, 30, 31	
Honea, Robert	1942	
Honea, Elmer	1935	Fayetteville, Ark.
Hood, Derek	1996, 97, 98, 99	Kansas City, Mo.
Horrell, Scott	1980	Marmaduke, Ark.
Horsell, J.L.	1934, 35, 36	
Horst, Howard	1928	
Horton, Clifford	1947, 48	Marshall, Ark.
Howell, Jim Lee	1934, 35, 36	Lonoke, Ark.
Howell, Lenzie	1989, 90	Dallas, Texas
Hudspeth, Gerald	1949, 50	St. Joe, Ark.
Huery, Ron	1987, 88, 90, 91	Memphis, Tenn.
Hunter, Vincent	2004, 06, 07, 08	Little Rock, Ark.
Hurd, Anthony	1987	Kansas City, Mo.
Hutchison, Kenny	1985, 86, 87	New York, N.Y.

I		
Irvin, Byron	1985, 86	Chicago, Ill.

J		
Jay, Jim	1963, 64	Lincoln, Ark.
Jefferies, Chris	1999	Fresno, Calif.
Jefferson, Dontell	2005, 06	Lithonia, Ga.
Jelks, J.L.	1931, 32, 33	Jonesboro, Ark.
Jennings, Jason	1998, 99	Bald Knob, Ark.
Johnson, Delvon	2010, 11	Chicago, Ill.
Johnson, Joe	2000, 01	Little Rock, Ark.
Joliff, Charles	1944, 45, 46	Manila, Ark.
Jones, Ben	1943, 44	Watlenson, Ark.
Jones, Loyd	1960	Lincoln, Ark.
Jones, Matt	2002, 04	Fort Smith, Ark.
Jones, Michael	2002, 03, 04, 05	Little Rock, Ark.
Jordan, Berry	2002	Jacksonville, Fla.

K		
Kays, Paul	1928	Fayetteville, Ark.
Kearns, Kenneth	1945, 46, 48	
Kearns, Walter	1951, 52, 53	Denton, Texas
Keeling, Lance	1997, 99	St. Joe, Ark.
Keeter, Danny	1969, 70	Mountain Home, Ark.
Kelly, Carey	1980, 81, 82, 83	Canton, Miss.
Kendall, Bruce	1931, 32, 33	Berryville, Ark.
Kimbrell, Jacky	1967, 68, 69	Turrell, Ark.
King, Cyrus	1924, 25	Stuttgart, Ark.
Kingsley, Moses	2014, 15	Abuja, Nigeria
Kissee, Jim	1964, 65	Marshfield, Mo.
Kitchen, Robert	1983, 84	Muskegon Heights, Mich.
Kleine, Joe	1983, 84, 85	Slater, Mo.
Kok, George	1945, 46, 47, 48	Grand Rapids, Mich.
Kretschmar, Joe	1956	Jefferson City, Mo.

L		
Lambert, Eugene, Jr.	1951, 52, 53	Fayetteville, Ark.
Lambert, Eugene, Sr.	1928, 29	Augusta, Ark.

RAZORBACK BASKETBALL

THE #FASTEST40

LEADERSHIP

YEAR IN REVIEW

HISTORY

RECORDS

THE UNIVERSITY



LETTERWINNERS

Lane, Alonzo	2000, 01, 02, 03	Canton, Miss.
Lang, Andrew	1985, 86, 87, 88	Pine Bluff, Ark.
Lee, Almer	1970, 71	Fort Smith, Ark.
Lewis, Tryon	1952	Fayetteville, Ark.
Linn, Warren	1990, 92, 93	Tulsa, Okla.
Lively, Charles	1943	Des Arc, Ark.
Lockard, Don	1936, 37, 38	
Logue, Donald	1950	Fayetteville, Ark.
Lucas, Mike	1985	Dallas, Texas
Lucke, Joel	1951, 52, 53	Pine Bluff, Ark.
Lunday, Kenneth	1935, 36	Miami, Okla.

M		
Madden, Rashad	2012, 13, 14, 15	Lepanto, Ark.
Magness, Jim	1963, 64	Hot Springs, Ark.
Mann, Marvin	1961	Hickory, Va.
Marks, Larry	1988, 89, 90	Columbia, Tenn.
Martin, Elmer	1992, 93, 94, 95	Memphis, Tenn.
Martin, Neal	1938, 39	Texarkana, Ark.
Martin, Robert	1936, 37	
Mayberry, Lee	1989, 90, 91, 92	Tulsa, Okla.
McAlister, Leslie (Mack)	1968, 70	Jonesboro, Ark.
McClary, Cam	1977	Marshfield, Wis.
McCurdy, Sean	2006, 07	Westport, Conn.
McConnell, J.D.	1964, 65, 66	Fayetteville, Mo.
McDaniel, Clint	1992, 93, 94, 95	Tulsa, Okla.
McDonald, Leo	1954, 55	Many, La.
McGaha, Melvin	1944, 45, 46, 47	Oak Grove, La.
McGowan, Cyrus	2006, 07	Meridian, Miss.
McGuire, J.C.	1924	
McKellar, Philip	1987	North Little Rock, Ark.
McKenzie, Robert	1968, 69, 70	White Hall, Ark.
Medlock, Rickey	1973, 74, 75	Cave City, Ark.
Merritt, Reggie	1993, 94, 95, 96	Little Rock, Ark.
Mickelson, Hunter	2012, 13	Jonesboro, Ark.
Miles, Keaton	2015	Dallas, Texas
Miller, Oliver	1989, 90, 91, 92	Ft. Worth, Texas
Miller, D. L.	1950, 51	Van Buren, Ark.
Mills, William	1985, 86	Perkins, Ga.
Mitchell, A.E.	1930	
Mitchell, Brandon	2012	Amite, La.
Modica, Jonathon	2003, 04, 05, 06	Smackover, Ark.
Moncrief, Sidney	1976, 77, 78, 79	Little Rock, Ark.
Monk, Marcus	2005	Lepanto, Ark.
Moody, Taft	1933, 34	
Mooney, Fred	1970, 71	Jonesboro, Ark.
Moore, Brandon	2009	New Orleans, La.
Moore, Stephan	1985, 86, 87, 88	Cushing, Okla.
Morris, Isaiah	1991, 92	Richmond, Va.
Morrison, Alan	1960, 61	Texarkana, Ark.
Mukubu, Wen	2003, 04	Miami, Fla.
Munsey, Sammy	2006	Little Rock, Ark.
Murphy, Tom	1931, 32, 33	Batesville, Ark.
Murphy, Vernon	1971, 72	Texarkana, Texas
Murry, Ernie	1990, 91	Wabbeska, Ark.

N		
Nash, Eugene	1979, 80, 81, 82	Tyrnza, Ark.
Newby, Jack	1934	Little Rock, Ark.
Nichols, Deno	1944	
Nobles, Julysses	2010, 11, 12	Jackson, Miss.
Norton, Ricky	1981, 82, 83, 84	Okolona, Ark.
Nutt, Houston	1977	Little Rock, Ark.

O		
Oliver, Tom	1930	Jacksonville, Ark.

P		
Pargo, Jannero	2001, 02	Chicago, Ill.
Parker, Curtis	1924, 26	Winthrop, Ark.
Pauley, Dan	1974	Kansas City, Mo.
Peterson, Jeff	2011	Springfield, Mo.
Peterson, Keith	1979, 80, 81, 82	Little Rock, Ark.
Pharis, Billy	2004	Van Buren, Ark.
Pickell, Elbert	1924, 25, 26	
Pickell, Tom	1927, 28, 29	

Pickren, Jim	1929, 30, 31	Salem, Ark.
Pilgrim, Lawson	1977	Conway, Ark.
Pitts, R.C.	1940, 41, 42	Oxford, Miss.
Poerschke, Eric	1984, 85, 86, 87	Houston, Texas
Poole, H.L.Ike	1934, 35, 36	McGehee, Ark.
Portis, Bobby	2014, 15	Little Rock, Ark.
Powell, Marshawn	2010, 11, 13	Newport News, Va.
Prewitt, Roy	1928, 29, 30	Grady, Ark.
Price, Norman	1949, 50, 51	Mansfield, Ark.
Price, Steve	1973, 74, 75	Delray Beach, Fla.

Q		
Qualls, Michael	2013, 14, 15	Shreveport, La.

R		
Rankin, Tommy	1958, 59, 60	Jonesboro, Ark.
Rankin, Roxie	1944, 47	Fayetteville, Ark.
Ratliff, Mike	1984, 85, 86, 87	Brooklyn, N.Y.
Ray, Herman	1935	Little Rock, Ark.
Reed, U.S.	1978, 79, 80, 81	Pine Bluff, Ark.
Rehl, Kevin	1985, 86	Verma-Alma, Okla.
Reid, Kareem	1996, 97, 98, 99	Bronx, N.Y.
Renfro, Elza	1924	Fayetteville, Ark.
Rhoden, Clyde	1959, 60, 61	Hot Springs, Ark.
Richie, Ocie	1945	
Rimac, Davor	1992, 93, 94, 95	Zagreb, Croatia
Rittman, Richard	1957, 58	Stuttgart, Ark.
Robbins, Jack	1936, 37, 38	Little Rock, Ark.
Robbins, Nobel	1941	
Robertson, Alvin	1982, 83, 84	Barberton, Ohio
Robinson, Darnell	1994, 95, 96	Oakland, Calif.
Rogers, Jerry	1961, 62	North Little Rock, Ark.
Rose, Glen	1926, 27, 28	North Little Rock, Ark.
Rose, Scott	1983, 84, 85, 86	Memphis, Tenn.
Rousseau, Steve	1964, 65, 66	Dewitt, Ark.
Rowland, Tommy	1965, 66, 67	Little Rock, Ark.
Rucker, Paul	1934, 35	Bauxite, Ark.
Ruckman, Charles	1925, 26	

S		
Sagely, Floyd	1952, 53, 54	Van Buren, Ark.
Sailer, Bill	1952, 53	Branson, Mo.
Sanchez, Michael	2009, 10, 11, 12	Springdale, Ark.
Satchell, Larry	2000, 01, 02, 03	Waco, Texas
Saulsberry, Daryll	1975, 76	Albuquerque, N.M.
Schall, Steve	1976, 77, 78, 79	Raytown, Mo.
Schoonover, Wear	1928, 29, 30	Pocahontas, Ark.
Schulte, Jack	1974, 75, 76	Ellisville, Mo.
Schumchyk, Frank	1944, 45, 46	Long Island, N.Y.
Schumchyk, Mike	1944, 45, 46	Long Island, N.Y.
Scott, Darryl	1985, 86	Wynne, Ark.
Scott, David	1979	South Bend, Ind.
Scott Jr., Rickey	2011, 12, 13, 14	Irving, Texas
Scott, Tim	1987, 88	Little Rock, Ark.
Scroggins, Carroll	1953, 54, 55	Center Ridge, Ark.
Searles, John	1971	Pine Bluff, Ark.
Self, David	1966, 67, 68	El Dorado, Ark.
Self, Jewell	1959	Little Rock, Ark.
Sexton, Doc		1931, 32, 33
Shaw, Raymond	1952, 53, 54	Lafayette, La.
Shepherd, Robert	1992, 93	Chicago, Ill.
Sims, Keith		1944
Skulman, Greg	1980, 81, 82	Ozark, Ark.
Smith, Buddy	1954, 55, 56	DeQueen, Ark.
Smith, Glenn		1939
Smith, Norman	1954, 55, 56	Bucyrus, Ohio
Smith, Sammie	1950, 51, 52	Little Rock, Ark.
Sneed, Brice	1959	Green Forest, Ark.
Snively, John	1982, 83	Pawhuska, Okla.
Southerland, Billy	1940	Pendleton, Texas
Spears, Roger	1972, 73, 74	Tulsa, Okla.
Spivey, Davion	2013	Ruston, La.

Steele, Harold	1925, 26, 27	
Stephens, Gary	1967, 68, 69	North Little Rock, Ark.
Stewart, Dwight	1993, 94, 95	Memphis, Tenn.
Stolzer, Lawrence	1957, 58	Little Rock, Ark.

Stroud, Steve	1976, 77	Batesville, Ark.
Sugg, Ricky	1964, 65, 66	Berryville, Ark.
Sullinger, J.J.	2002	Columbus, Ohio
Sullivan, Rashard	2003, 04, 05	Ft. Lauderdale, Fla.
Sutton, Leroy	1980, 82, 83, 84	South Bend, Ind.


T		
Talkington, John	1964, 65, 67	Midwest City, Okla.
Tanneberger, Ricky	1968, 69, 70	Little Rock, Ark.
Tatum, Charles	2000, 01, 02, 04	Midland, Texas
Terry, Charles	1975, 76	Emporia, Kan.
Terry, Martin	1972, 73	Emporia, Kan.
Thomas, Charles	2005, 06, 07, 08	Jackson, Miss.
Thompson, Ali	1996, 97, 98	Jonesboro, Ark.
Thompson, Harry	1957, 58, 59	Mount Pleasant, Ark.
Thompson, Matt	2012	Plano, Texas
Thompson, Trey	2015	Madison, Ark.
Thurman, Scotty	1993, 94, 95	Ruston, La.
Tolson, Dean	1972, 73, 74	Kansas City, Mo.
Townes, Darian	2005, 06, 07, 08	Alexandria, Va.
Towns, Marlon	1996	Memphis, Tenn.
Trapp, Charles	1930	Little Rock, Ark.
Trumbo, Donald	1956	Fayetteville, Ark.
Trumbo, Trey	1976, 77	Fayetteville, Ark.
Tuck, Henry	1937	

V		
Vint, Bobby	1968, 70, 71	North Little Rock, Ark.
Vogel, Warren	1963, 64	Marion, Kan.

W		
Wade, Mardracus	2011, 12, 13, 14	Memphis, Tenn.
Wagner, DeQuavius	2013, 14	Alexandria, La.
Waihe, Marvell	2011, 12	Toronto, Canada
Walker, Chris	1997, 98, 99, 00	Pine Bluff, Ark.
Walker, Darrell	1981, 82, 83	Chicago, Ill.
Walker, J.W.	1952	Russellville, Ark.
Wallace, Roosevelt	1991, 92	Cleveland, Ohio
Wallace, Tarik	1997, 98	Richmond, Va.
Waller, P.T. "Duddy"	1951	Emerson, Ark.
Washington, Mike	2007, 08, 09, 10	McGehee, Ark.
Watkins, Manuale	2014, 15	Fayetteville, Ark.
Watts, Donnie	1969, 71	Hot Springs, Ark.
Weems, Sonny	2007, 08	West Memphis, Ark.
Welsh, Stef	2007, 08, 09, 10	Newport News, Va.
West, James	1950, 51	Van Buren, Ark.
Wheeler, Paul	1944, 45, 46	
Whitby, Cannon	1987, 88, 89, 90	Obion County, Tenn.
White, Dennis	1972, 73, 74	Independence, Mo.
Whitley, Manuel	1950, 53	Bismarck, Ark.
Whitney, Guy	1996, 97, 98	Bentonville, Ark.
Williams, Alvin		1946, 47, 48
Williams, Jacorey	2013, 14, 15	Birmingham, Ala.
Williams, Landis	1995, 96, 97, 98	Tulsa, Okla.
Williams, Robert	1949, 50, 51	Billings, Mo.
Williamson, Corliiss	1993, 94, 95	Russellville, Ark.
Wilson, Jessie	1942, 43	
Wilson, Jim	1962, 63	Cherry Valley, Ark.
Wilson, Lee	1994, 95, 96, 97	Waco, Texas
Wilson, Keith	1987, 88, 89	Fort Smith, Ark.
Windle, James	1959	Miami, Okla.
Wofford, Larry	1961, 62, 63	Fort Smith, Ark.
Wynne, Clayton	1941, 42, 43	Hulbert, Ark.

Y		
Young, BJ	2012, 13	St. Louis, Mo.
Young, Mike	1978, 79, 80, 81	Wolflake, Ind.
Young, Ott	1942	


Z		
Zahn, Alan	1977, 78, 79, 80	Albuquerque, N.M.



// RECORDS //




1,000-POINT SCORERS




1 • Todd Day (1989-92) • 2,395 points

Seasons	G-GS	Min-Avg.	FG-FGA	Pct.	3FG-3FGA	Pct.	FT-FTA	Pct.	Off-Def-Reb.	Avg.	A	TO	Blk	Stl	Pts.	Avg.
1988-89	32-13	741-23.2	148-328	.451	31-90	.344	98-137	.715	44-85-129	4.0	49	73	27	48	425	13.3
1989-90	35-34	1,008-28.8	237-483	.491	71-176	.403	139-183	.760	72-116-188	5.4	89	83	33	82	684	19.5
1990-91	38-37	1,121-29.5	277-586	.473	67-189	.354	165-221	.747	77-124-201	5.3	111	99	25	85	786	20.7
1991-92	22-22	711-32.3	173-347	.499	57-133	.429	97-127	.764	53-102-155	7.0	70	62	17	56	500	22.7
Totals	127-106	3,581-28.2	835-1,744	.479	226-588	.384	499-668	.747	246-427-673	5.3	319	317	102	271	2,395	18.9




2 • Sidney Moncrief (1976-79) • 2,066 Points

Seasons	G	Min-Avg.	FG-FGA	Pct.	3FG-3FGA	Pct.	FT-FTA	Pct.	Off-Def-Reb.	Avg.	A	TO	Blk	Stl	Pts.	Avg.
1975-76	28	-	149-224	.665	-	-	56-77	.727	213	7.6	-	-	-	-	354	12.6
1976-77	28	-	157-242	.649	-	-	117-171	.684	235	8.4	-	-	-	-	431	15.4
1977-78	36	1,293-35.9	209-354	.590	-	-	203-256	.793	278	7.7	60	116	17	44	621	17.3
1978-79	30	1,157-38.6	224-400	.560	-	-	212-248	.855	289	9.6	80	109	13	44	660	22.0
Totals	122	2,450-37.1	739-1,220	.616	-	-	588-752	.765	1015	8.3	140	225	30	88	2,066	16.9



3 • Lee Mayberry (1989-92) • 1,940 Points

Seasons	G-GS	Min-Avg.	FG-FGA	Pct.	3FG-3FGA	Pct.	FT-FTA	Pct.	Off-Def-Reb.	Avg.	A	TO	Blk	Stl	Pts.	Avg.
1988-89	32-32	1,001-31.3	157-314	.500	33-74	.446	67-91	.736	102	3.2	135	50	2	50	414	12.9
1989-90	35-35	1,131-32.3	193-381	.507	65-129	.504	57-72	.792	100	2.6	183	59	7	66	508	14.5
1990-91	38-37	1,216-32.0	192-397	.484	57-149	.383	59-93	.634	129	3.4	209	69	3	100	500	13.2
1991-92	34-34	1,167-34.3	181-368	.492	63-162	.389	93-125	.744	78	2.3	202	54	12	75	518	15.2
Totals	139-138	4,515-32.5	723-1,460	.495	218-514	.424	276-381	.724	130-279-409	2.9	729	232	24	291	1,940	14.0




4 • Scott Hastings (1979-82) • 1,779 Points

Seasons	G	Min-Avg.	FG-FGA	Pct.	3FG-3FGA	Pct.	FT-FTA	Pct.	Off-Def-Reb.	Avg.	A	TO	Blk	Stl	Pts.	Avg.
1978-79	30	753-25.1	97-191	.508	-	-	54-74	.730	138	4.6	38	54	11	10	248	8.3
1979-80	29	1,033-35.6	172-322	.534	-	-	125-160	.781	194	6.7	34	74	17	24	469	16.2
1980-81	32	1,054-32.9	192-341	.563	-	-	139-189	.735	173	5.4	45	80	21	29	523	16.3
1981-82	29	1,040-35.9	204-369	.553	-	-	131-177	.740	175	6.7	42	82	23	43	539	18.6
Totals	120	3,880-32.3	665-1,223	.544	-	-	449-600	.748	699	5.7	159	290	72	106	1,779	14.8




5 • Pat Bradley (1996-99) • 1,765 Points

Seasons	G-GS	Min-Avg.	FG-FGA	Pct.	3FG-3FGA	Pct.	FT-FTA	Pct.	Off-Def-Reb.	Avg.	A	TO	Blk	Stl	Pts.	Avg.
1995-96	33-17	793-24.0	107-256	.418	82-198	.414	39-51	.765	12-55-67	2.0	41	44	0	32	335	10.2
1996-97	32-29	964-30.1	150-339	.442	98-230	.426	63-69	.913	19-53-72	2.3	57	57	0	55	461	14.4
1997-98	33-31	970-29.4	161-421	.382	98-242	.384	74-82	.902	29-59-88	2.7	56	64	1	50	489	14.8
1998-99	34-31	971-28.6	158-396	.399	93-245	.380	71-86	.826	27-59-86	2.5	54	47	3	23	480	14.1
Totals	132-108	3,698-28.0	576-1,412	.408	366-915	.400	247-288	.858	87-226-313	2.4	208	212	4	160	1,765	13.4




6 • Joe Kleine (1983-85) • 1,753 Points

Seasons	G-GS	Min-Avg.	FG-FGA	Pct.	3FG-3FGA	Pct.	FT-FTA	Pct.	Off-Def-Reb.	Avg.	A	TO	Blk	Stl	Pts.	Avg.
1982-83	30	950-31.7	165-307	.538	-	-	69-109	.633	219	7.3	18	81	9	19	399	13.3
1983-84	32-32	1,173-36.7	209-351	.595	-	-	163-211	.773	293	9.2	25	98	21	26	581	18.2
1984-85	35-35	1,289-36.8	294-484	.607	-	-	185-257	.720	294	8.4	23	87	16	38	773	22.1
Totals	97-67	3,412-35.2	668-1,142	.585	-	-	417-577	.723	806	8.3	66	266	46	83	1,753	18.1




7 • Marvin Delph (1975-78) • 1,742 Points

Seasons	G	Min-Avg.	FG-FGA	Pct.	3FG-3FGA	Pct.	FT-FTA	Pct.	Off-Def-Reb.	Avg.	A	TO	Blk	Stl	Pts.	Avg.
1974-75	26	409-15.7	68-135	.504	-	-	26-32	.813	66	2.5	17	-	-	-	162	6.2
1975-76	27	-	196-393	.499	-	-	48-58	.828	190	7.0	-	-	-	-	440	16.3
1976-77	28	-	245-460	.533	-	-	62-84	.738	154	5.5	-	-	-	-	552	19.7
1977-78	35	1,164-33.3	253-452	.560	-	-	82-94	.872	199	5.7	29	58	10	32	588	16.8
Totals	116	1,573-25.8	762-1,440	.529	-	-	218-268	.813	609	5.3	46	58	10	32	1,742	15.0



8 • Corliss Williamson (1993-95) • 1,728 Points

Seasons	G-GS	Min-Avg.	FG-FGA	Pct.	3FG-3FGA	Pct.	FT-FTA	Pct.	Off-Def-Reb.	Avg.	A	TO	Blk	Stl	Pts.	Avg.
1992-93	18-7	454-25.2	101-176	.574	0-0	.000	61-98	.622	44-48-92	5.1	30	40	22	7	263	14.6
1993-94	34-34	989-29.1	273-436	.626	0-0	.000	149-213	.700	103-159-262	7.7	74	90	39	39	695	20.4
1994-95	39-39	1,208-31.0	283-515	.550	1-6	.167	203-304	.668	128-165-293	7.5	89	92	33	67	770	19.7
Totals	91-80	2,651-29.1	657-1,127	.583	1-6	.167	413-615	.672	275-372-647	7.1	193	222	94	113	1,728	19.0



9 • Oliver Miller (1989-92) • 1,674 Points

Seasons	G-GS	Min-Avg.	FG-FGA	Pct.	3FG-3FGA	Pct.	FT-FTA	Pct.	Off-Def-Reb.	Avg.	A	TO	Blk	Stl	Pts.	Avg.
1988-89	30-8	599-20.0	88-161	.547	4-12	.333	50-78	.641	29-83-112	3.7	41	65	60	20	230	7.7
1989-90	35-13	757-21.6	152-238	.639	0-4	.000	86-132	.652	73-146-219	6.3	49	77	85	41	390	11.1
1990-91	38-35	931-24.5	254-361	.704	1-3	.333	87-135	.644	117-177-294	7.7	103	109	112	55	596	15.7
1991-92	34-30	956-28.1	186-309	.602	0-11	.000	86-133	.647	92-169-261	7.7	103	96	88	38	458	13.5
Totals	137-86	3,243-23.7	680-1,069	.636	5-30	.167	309-478	.645	311-575-886	6.5	296	347	345	154	1,674	12.2



10 • Scotty Thurman (1993-95) • 1,650 Points

Seasons	G-GS	Min-Avg.	FG-FGA	Pct.	3FG-3FGA	Pct.	FT-FTA	Pct.	Off-Def-Reb.	Avg.	A	TO	Blk	Stl	Pts.	Avg.
1992-93	31-31	890-28.7	204-439	.465	80-181	.442	52-65	.800	32-104-136	4.4	67	52	9	49	540	17.4
1993-94	34-34	987-29.0	201-429	.469	85-198	.429	52-71	.732	41-112-153	4.5	103	51	9	47	539	15.9
1994-95	37-37	1,186-32.1	206-450	.458	102-239	.427	57-73	.781	39-106-145	3.9	84	74	2	51	571	15.4
Totals	102-102	3,063-30.0	611-1318	.464	267-618	.432	161-209	.770	112-322-434	4.3	254	177	20	147	1,650	16.2




11 • George Kok (1945-48) • 1,644 Points

Seasons	G	Min-Avg.	FG-FGA	Pct.	3FG-3FGA	Pct.	FT-FTA	Pct.	Off-Def-Reb.	Avg.	A	TO	Blk	Stl	Pts.	Avg.
1944-45	24	-	192	-	-	-	65-95	.684	-	-	-	-	-	-	449	18.7
1945-46	23	-	154	-	-	-	80-107	.748	-	-	-	-	-	-	388	16.8
1946-47	24	-	136	-	-	-	66-97	.680	-	-	-	-	-	-	338	14.1
1947-48	23	-	191	-	-	-	87-128	.680	-	-	-	-	-	-	469	20.4
Totals	94	-	673	-	-	-	298-427	.698	-	-	-	-	-	-	1,644	17.5



12 • Jonathon Modica (2003-06) • 1,589 Points

Seasons	G-GS	Min-Avg.	FG-FGA	Pct.	3FG-3FGA	Pct.	FT-FTA	Pct.	Off-Def-Reb.	Avg.	A	TO	Blk	Stl	Pts.	Avg.
2002-03	28-19	688-24.6	117-252	.464	31-86	.360	58-88	.659	56-69-125	4.5	17	53	2	29	323	11.5
2003-04	28-23	828-29.6	157-340	.462	37-114	.325	111-142	.782	59-66-125	4.5	34	62	2	21	462	16.5
2004-05	30-12	632-31.1	103-198	.520	30-70	.429	53-91	.582	35-50-85	2.8	47	57	2	22	289	9.6
2005-06	32-32	990-30.9	178-376	.473	55-157	.350	104-142	.732	58-70-128	4.0	53	66	1	36	515	16.1
Totals	118-86	3,138-26.6	555-1166	.476	153-427	.358	326-463	.704	208-255-463	3.9	151	238	7	108	1,589	13.5



13 • Ron Huery (1987-91) • 1,550 Points

Seasons	G-GS	Min-Avg.	FG-FGA	Pct.	3FG-3FGA	Pct.	FT-FTA	Pct.	Off-Def-Reb.	Avg.	A	TO	Blk	Stl	Pts.	Avg.
1986-87	33-30	960-29.1	129-291	.443	22-61	.361	106-137	.774	43-74-117	3.5	89	100	3	59	386	11.7
1987-88	30-24	894-29.8	147-324	.454	27-69	.391	82-113	.726	43-78-121	4.0	72	75	16	51	403	13.4
1989-90	33-6	678-20.5	119-257	.463	17-52	.327	74-94	.787	31-67-98	3.0	82	41	16	37	329	10.0
1990-91	38-10	795-20.9	139-284	.489	28-73	.384	126-150	.840	57-67-124	3.3	108	63	35	60	432	11.4
Totals	134-70	3,327-24.8	534-1156	.462	94-255	.369	388-494	.785	174-286-460	3.4	351	279	70	207	1,550	11.6



14 • Kareem Reid (1996-99) • 1,475 Points

Seasons	G-GS	Min-Avg.	FG-FGA	Pct.	3FG-3FGA	Pct.	FT-FTA	Pct.	Off-Def-Reb.	Avg.	A	TO	Blk	Stl	Pts.	Avg.
1995-96	33-31	1,117-33.8	141-357	.395	28-108	.259	116-169	.686	34-67-101	3.1	219	124	0	65	426	12.9
1996-97	32-29	986-30.8	112-271	.413	17-73	.233	74-106	.698	27-59-86	2.7	183	17	0	68	315	9.8
1997-98	32-28	944-29.5	127-295	.431	39-113	.345	88-119	.738	17-51-68	2.1	166	73	0	61	381	11.9
1998-99	34-29	971-28.6	117-293	.399	36-112	.321	83-108	.769	23-63-86	2.5	181	73	2	57	353	10.4
Totals	131-117	4,018-30.7	497-1216	.409	120-406	.296	361-502	.719	101-240-341	2.6	749	287	2	251	1,475	11.3



15 • Ron Brewer (1976-78) • 1,440 Points

Seasons	G	Min-Avg.	FG-FGA	Pct.	3FG-3FGA	Pct.	FT-FTA	Pct.	Off-Def-Reb.	Avg.	A	TO	Blk	Stl	Pts.	Avg.
1975-76	28	-	130-226	.575	-	-	74-99	.748	105	3.8	-	-	-	-	334	11.9
1976-77	27	-	199-326	.610	-	-	61-97	.629	85	3.1	-	-	-	-	459	17.0
1977-78	36	1,291-35.9	258-486	.531	-	-	131-157	.834	112	3.1	99	98	27	77	647	18.0
Totals	91	1,291-35.9	587-1,038	.566	-	-	266-353	.754	302	3.3	99	98	27	77	1,440	15.8



16 • Ronnie Brewer (2004-06) • 1,416 Points

Seasons	G-GS	Min-Avg.	FG-FGA	Pct.	3FG-3FGA	Pct.	FT-FTA	Pct.	Off-Def-Reb.	Avg.	A	TO	Blk	Stl	Pts.	Avg.
2003-04	28-28	907-32.4	125-260	.481	17-64	.266	74-129	.574	59-94-153	5.5	94	72	20	57	341	12.2
2004-05	30-29	955-31.8	171-360	.475	36-91	.396	108-165	.655	52-93-145	4.8	101	61	14	76	486	16.2
2005-06	32-31	1,112-34.8	197-447	.441	51-151	.338	144-192	.750	39-115-154	4.8	104	70	15	83	589	18.4
Totals	90-88	2,974-33.0	493-1067	.462	104-306	.340	326-486	.671	150-302-452	5.0	299	203	49	216	1,416	15.7

RAZORBACK BASKETBALL

THE #FASTEST40

LEADERSHIP

YEAR IN REVIEW


HISTORY

RECORDS

THE UNIVERSITY



1,000-POINT SCORERS



17 • Martin Terry (1972-73) • 1,368 Points

Seasons	G	Min-Avg.	FG-FGA	Pct.	3FG-3FGA	Pct.	FT-FTA	Pct.	Off-Def-Reb.	Avg.	A	TO	Blk	Stl	Pts.	Avg.
1971-72	26	-	213-454	.464	-	-	207-261	.793	141	5.4	-	-	-	-	633	24.3
1972-73	26	-	264-508	.520	-	-	207-242	.855	95	3.7	-	-	-	-	735	28.3
Totals	52	-	477-962	.496	-	-	414-503	.823	236	4.5	-	-	-	-	1,368	26.3




18 • Darrell Walker (1981-83) • 1,325 Points

Seasons	G	Min-Avg.	FG-FGA	Pct.	3FG-3FGA	Pct.	FT-FTA	Pct.	Off-Def-Reb.	Avg.	A	TO	Blk	Stl	Pts.	Avg.
1980-81	31	926-29.9	137-269	.509	-	-	75-125	.600	139	4.5	103	120	28	79	349	11.3
1981-82	29	1,039-35.8	162-316	.513	-	-	106-161	.658	152	5.2	101	108	11	67	430	14.8
1982-83	30	1,105-36.8	197-374	.527	-	-	152-238	.639	172	5.7	98	116	11	84	546	18.2
Totals	90	3,070-34.1	496-959	.517	-	-	333-524	.635	463	5.1	302	344	50	230	1,325	14.7



19 • Darian Townes (2005-08) • 1,318 Points

Seasons	G-GS	Min-Avg.	FG-FGA	Pct.	3FG-3FGA	Pct.	FT-FTA	Pct.	Off-Def-Reb.	Avg.	A	TO	Blk	Stl	Pts.	Avg.
2004-05	30-14	715-23.8	122-235	.519	1-1	1.000	60-86	.698	56-81-137	4.6	14	37	48	15	305	10.2
2005-06	32-12	714-22.3	126-252	.500	0-0	.000	52-83	.627	59-105-164	5.1	25	39	52	14	304	9.5
2006-07	35-5	619-17.7	118-220	.536	1-1	1.000	47-84	.560	50-100-150	4.3	21	43	56	11	284	8.1
2007-08	35-8	805-23.0	168-279	.602	0-0	.000	89-142	.627	77-116-193	5.5	31	46	38	21	425	12.1
TOTAL	132-39	2,853-21.6	534-986	.542	2-2	1.000	248-395	.628	242-402-644	4.9	91	165	194	61	1,318	10.0



20 • Dean Tolson (1972-74) • 1,316 Points

Seasons	G	Min-Avg.	FG-FGA	Pct.	3FG-3FGA	Pct.	FT-FTA	Pct.	Off-Def-Reb.	Avg.	A	TO	Blk	Stl	Pts.	Avg.
1971-72	26	-	164-340	.482	-	-	76-155	.490	257	9.9	-	-	-	-	404	15.5
1972-73	25	-	183-356	.514	-	-	74-142	.521	310	12.4	-	-	-	-	440	17.6
1973-74	21	-	204-373	.547	-	-	64-115	.557	278	13.2	-	-	-	-	472	22.5
Totals	72	-	551-1069	.515	-	-	214-412	.585	845	11.7	-	-	-	-	1,316	17.0




21 • Rotnei Clarke (2009-11) • 1,306 Points

Seasons	G-GS	Min-Avg.	FG-FGA	Pct.	3FG-3FGA	Pct.	FT-FTA	Pct.	Off-Def-Reb.	Avg.	A	TO	Blk	Stl	Pts.	Avg.
2008-09	30-30	944-31.5	120-294	.408	83-211	.393	43-46	.935	13-43-56	1.9	32	25	1	27	366	12.2
2009-10	31-30	1,058-34.1	151-332	.455	100-234	.427	67-81	.827	5-69-74	2.4	37	36	3	36	469	15.1
2010-11	31-31	985-31.8	144-328	.439	91-208	.438	92-107	.860	10-84-94	3.0	49	38	1	24	471	15.2
TOTAL	92-91	2,987-32.5	415-954	.435	274-653	.420	202-234	.863	28-196-224	2.4	118	99	5	87	1,306	14.2



22 • Marshawn Powell (2010-13) • 1,283 Points

Seasons	G-GS	Min-Avg.	FG-FGA	Pct.	3FG-3FGA	Pct.	FT-FTA	Pct.	Off-Def-Reb.	Avg.	A	TO	Blk	Stl	Pts.	Avg.
2009-10	32-32	992-31.0	190-380	.500	8-37	.216	90-142	.634	74-141-215	6.7	45	66	42	32	478	14.9
2010-11	28-18	628-22.4	117-251	.466	7-28	.250	62-94	.660	46-81-127	4.5	29	41	14	21	303	10.8
2011-12	2-2	43-21.5	15-21	.714	0-2	.000	9-13	.692	5-7-12	6.0	3	8	3	2	39	19.5
2012-13	32-31	819-25.6	175-359	.487	27-78	.346	86-134	.642	61-113-174	5.4	43	58	37	38	463	14.5
TOTAL	94-83	2,482-26.4	497-1,011	.492	42-145	.290	247-383	.645	186-342-528	5.6	120	173	96	93	1,283	13.6




23 • U.S. Reed (1978-81) • 1,260 Points

Seasons	G	Min-Avg.	FG-FGA	Pct.	3FG-3FGA	Pct.	FT-FTA	Pct.	Off-Def-Reb.	Avg.	A	TO	Blk	Stl	Pts.	Avg.
1977-78	31	298-9.6	27-48	.563	-	-	31-45	.689	37	1.2	14	22	10	6	85	2.7
1978-79	30	990-33.0	128-238	.538	-	-	97-141	.688	95	3.2	63	56	19	27	353	11.8
1979-80	29	1,099-37.9	166-298	.557	-	-	74-93	.796	108	3.7	41	45	16	36	406	14.0
1980-81	32	1,129-35.3	155-302	.513	-	-	106-140	.757	131	4.1	40	74	22	50	416	13.0
Totals	122	3,516-28.8	476-886	.537	-	-	308-419	.735	371	3.0	158	197	67	119	1,260	10.3



24 • Derek Hood (1996-99) • 1,247 Points

Seasons	G-GS	Min-Avg.	FG-FGA	Pct.	3FG-3FGA	Pct.	FT-FTA	Pct.	Off-Def-Reb.	Avg.	A	TO	Blk	Stl	Pts.	Avg.
1995-96	33-28	717-21.7	105-222	.473	0-0	.000	36-82	.439	98-102-200	6.1	36	75	22	32	246	7.5
1996-97	32-31	872-27.3	130-269	.483	0-1	.000	50-79	.633	101-156-257	8.0	54	77	23	39	310	9.7
1997-98	32-29	722-22.6	119-237	.502	0-0	.000	32-60	.533	71-125-196	6.1	53	66	27	36	270	8.4
1998-99	34-34	978-28.8	173-306	.565	0-2	.000	75-110	.682	144-205-349	10.3	61	66	31	41	421	12.4
Totals	131-122	3,289-25.1	527-1034	.510	0-3	.000	193-331	.583	414-588-1,002	7.6	204	284	103	148	1,247	9.5



25 • Mario Credit (1987-90) • 1,162 Points

Seasons	G-GS	Min-Avg.	FG-FGA	Pct.	3FG-3FGA	Pct.	FT-FTA	Pct.	Off-Def-Reb.	Avg.	A	TO	Blk	Stl	Pts.	Avg.
1986-87	32-11	498-15.6	77-126	.611	0-0	.000	39-60	.650	28-64-92	2.9	8	28	15	11	193	6.0
1987-88	30-15	693-23.1	107-183	.585	0-0	.000	79-118	.669	48-93-141	4.7	22	50	16	27	293	9.8
1988-89	32-24	717-22.4	149-246	.606	0-0	.000	68-117	.581	54-92-146	4.6	20	49	22	28	366	11.4
1989-90	33-26	621-18.8	106-185	.573	0-0	.000	98-126	.778	50-79-129	3.9	13	28	10	31	310	9.4
Totals	127-76	2,529-19.9	439-740	.593	0-0	.000	284-421	.675	180-328-508	4.0	63	155	63	97	1,162	9.1



26 • Charles Thomas (2005-08) • 1,149 Points

Seasons	G-GS	Min-Avg.	FG-FGA	Pct.	3FG-3FGA	Pct.	FT-FTA	Pct.	Off-Def-Reb.	Avg.	A	TO	Blk	Stl	Pts.	Avg.
2004-05	29-18	529-18.2	52-126	.413	3-13	.231	53-69	.768	31-47-78	2.7	15	42	3	4	160	5.5
2005-06	32-21	728-22.8	103-198	.520	6-12	.500	99-137	.723	77-83-160	5.0	25	44	5	19	311	9.7
2006-07	34-29	803-23.6	120-270	.444	7-39	.179	117-151	.775	67-128-195	5.7	44	73	8	10	364	10.7
2007-08	34-17	731-21.5	113-216	.523	5-13	.385	83-114	.728	56-96-152	4.5	47	76	6	16	314	9.2
TOTAL	129-85	2,791-21.6	388-810	.479	21-77	.273	352-471	.747	231-351-585	4.5	131	235	22	49	1,149	8.9



27 • Brandon Dean (1999-02) • 1,130 Points

Seasons	G-GS	Min-Avg.	FG-FGA	Pct.	3FG-3FGA	Pct.	FT-FTA	Pct.	Off-Def-Reb.	Avg.	A	TO	Blk	Stl	Pts.	Avg.
1998-99	33-7	565-17.1	92-202	.455	30-82	.366	17-33	.515	28-47-75	2.3	49	40	2	42	231	7.0
1999-00	34-17	719-21.1	112-254	.441	33-109	.303	33-53	.623	31-38-69	2.0	53	48	11	56	290	8.5
2000-01	31-14	584-18.8	91-211	.431	38-105	.362	34-55	.618	19-48-67	2.2	58	30	5	39	254	8.2
2001-02	29-24	750-25.9	132-273	.484	48-135	.356	43-59	.729	16-67-83	3.0	59	38	7	40	355	12.2
Totals	127-62	2618-20.6	427-940	.454	149-431	.346	127-200	.635	94-200-294	2.3	219	156	25	177	1,130	8.3




28 • Rashad Madden (2012-15) • 1,106 Points

Seasons	G-GS	Min-Avg.	FG-FGA	Pct.	3FG-3FGA	Pct.	FT-FTA	Pct.	Off-Def-Reb.	Avg.	A	TO	Blk	Stl	Pts.	Avg.
2011-12	32-0	631-19.7	68-179	.380	17-71	.239	58-77	.753	25-81-106	3.3	58	50	9	15	211	6.6
2012-13	31-10	520-16.8	43-92	.467	7-35	.200	37-52	.712	19-56-75	2.4	57	35	7	17	130	4.2
2013-14	33-27	869-26.3	125-275	.455	50-125	.400	119-145	.821	28-66-94	2.8	91	77	9	28	419	12.7
2014-15	36-32	978-27.2	100-236	.424	46-122	.377	100-116	.862	31-101-132	3.7	164	84	5	29	346	9.6
Totals	132-69	2998-22.7	336-782	.430	120-353	.340	314-390	.805	103-304-407	3.1	370	246	30	89	1,106	8.4




29 • Michael Qualls (2013-15) • 1,100 Points

Seasons	G-GS	Min-Avg.	FG-FGA	Pct.	3FG-3FGA	Pct.	FT-FTA	Pct.	Off-Def-Reb.	Avg.	A	TO	Blk	Stl	Pts.	Avg.
2012-13	31-5	483-15.6	55-137	.401	6-27	.222	28-46	.609	30-76-106	3.4	23	21	21	23	144	4.6
2013-14	33-17	815-24.7	129-301	.429	42-120	.350	83-122	.680	54-93-147	4.5	64	51	17	31	383	11.6
2014-15	36-34	1086-30.2	180-413	.436	55-165	.333	158-204	.775	59-133-192	5.3	60	61	17	32	573	15.9
Totals	100-56	2384-23.8	364-851	.428	103-312	.330	269-372	.723	143-302-445	4.5	147	133	55	86	1,100	11.0




30 • Alvin Robertson (1982-84) • 1,097 Points

Seasons	G-GS	Min-Avg.	FG-FGA	Pct.	3FG-3FGA	Pct.	FT-FTA	Pct.	Off-Def-Reb.	Avg.	A	TO	Blk	Stl	Pts.	Avg.
1981-82	28	495-17.7	84-159	.528	-	-	35-58	.603	62	2.2	49	44	4	37	203	7.3
1982-83	28	915-32.7	161-294	.548	-	-	76-115	.661	137	4.9	101	91	8	88	398	14.2
1983-84	32-32	1,109-34.7	187-375	.499	-	-	122-182	.670	175	5.5	191	139	13	92	496	15.5
Totals	88-32	2,519-28.6	432-828	.522	-	-	233-355	.656	374	4.3	341	274	25	217	1,097	12.4



31 • James Eldridge (1968-70) • 1,090 Points

Seasons	G	Min-Avg.	FG-FGA	Pct.	3FG-3FGA	Pct.	FT-FTA	Pct.	Off-Def-Reb.	Avg.	A	TO	Blk	Stl	Pts.	Avg.
1967-68	24	-	155-305	.508	-	-	88-128	.688	173	7.2	-	-	-	-	398	16.6
1968-69	24	-	141-308	.458	-	-	46-73	.630	170	7.1	-	-	-	-	328	13.7
1969-70	24	-	149-339	.440	-	-	58-81	.716	174	7.3	-	-	-	-	364	15.2
Totals	72	-	445-952	.467	-	-	192-282	.681	517	7.2	-	-	-	-	1,090	15.1



32 • Tommy Boyer (1961-63) • 1,067 Points

Seasons	G	Min-Avg.	FG-FGA	Pct.	3FG-3FGA	Pct.	FT-FTA	Pct.	Off-Def-Reb.	Avg.	A	TO	Blk	Stl	Pts.	Avg.
1960-61	23	-	99-229	.432	-	-	43-58	.741	105	4.6	-	-	-	-	241	10.5
1961-62	23	-	131-308	.425	-	-	125-134	.933	111	4.8	-	-	-	-	387	16.8
1962-63	24	-	146-326	.448	-	-	147-161	.913	76	3.2	-	-	-	-	439	18.3
Totals	70	-	376-863	.436	-	-	315-353	.892	292	4.2	-	-	-	-	1,067	15.2

RAZORBACK BASKETBALL

THE #FASTEST40

LEADERSHIP

YEAR IN REVIEW

HISTORY

RECORDS

THE UNIVERSITY




1,000-POINT SCORERS




33 • Mike Washington (2007-10) • 1,065 Points

Seasons	G-GS	Min-Avg.	FG-FGA	Pct.	3FG-3FGA	Pct.	FT-FTA	Pct.	Off-Def-Reb.	Avg.	A	TO	Blk	Stl	Pts.	Avg.
2006-07	25-1	221-8.5	36-79	.456	4-14	.286	14-23	.609	21-21-42	1.6	6	16	7	4	90	3.5
2007-08	35-9	468-13.4	52-126	.413	7-27	.259	38-61	.623	62-76-138	3.9	18	34	24	10	149	4.3
2008-09	30-30	901-30.0	178-323	.551	5-30	.167	103-171	.602	105-189-294	9.8	27	62	39	29	464	15.5
2009-10	29-27	735-25.3	126-254	.496	6-26	.231	104-160	.650	59-118-177	6.1	22	52	37	19	362	12.5
Totals	120-67	2,325-19.4	392-782	.501	22-97	.227	259-415	.624	247-404-651	5.4	73	164	107	62	1,065	8.9




34 • Eric Ferguson (2003-06) • 1,047 Points

Seasons	G-GS	Min-Avg.	FG-FGA	Pct.	3FG-3FGA	Pct.	FT-FTA	Pct.	Off-Def-Reb.	Avg.	A	TO	Blk	Stl	Pts.	Avg.
2002-03	28-26	932-33.3	104-296	.351	46-150	.307	51-85	.600	13-73-86	3.1	91	109	2	52	305	10.9
2003-04	28-20	724-25.9	75-202	.371	29-85	.341	48-56	.857	12-61-73	2.6	78	55	6	37	227	8.1
2004-05	30-17	817-27.2	98-245	.400	44-119	.370	23-38	.605	20-60-80	2.7	128	54	3	51	263	8.8
2005-06	31-9	782-25.2	92-228	.404	41-126	.325	27-45	.600	12-62-74	2.4	82	66	0	32	252	8.1
Totals	117-72	3,255-27.8	369-971	.380	160-480	.333	149-224	.665	57-256-313	2.7	379	284	11	172	1,047	8.9




34 • Bobby Portis (2014-15) • 1,047 Points

Seasons	G-GS	Min-Avg.	FG-FGA	Pct.	3FG-3FGA	Pct.	FT-FTA	Pct.	Off-Def-Reb.	Avg.	A	TO	Blk	Stl	Pts.	Avg.
2013-14	34-34	918-27.0	161-316	.509	9-33	.273	87-118	.737	86-144-230	6.8	50	41	54	35	418	12.3
2014-15	36-36	1076-29.9	250-466	.536	14-30	.467	115-156	.737	133-188-321	8.9	42	56	50	39	629	17.5
Totals	70-70	1994-28.5	411-782	.526	23-63	.365	202-274	.737	219-332-551	7.9	92	97	104	74	1,047	15.0




36 • Jerry Carlton (1960-62) • 1,042 Points

Seasons	G	Min-Avg.	FG-FGA	Pct.	3FG-3FGA	Pct.	FT-FTA	Pct.	Off-Def-Reb.	Avg.	A	TO	Blk	Stl	Pts.	Avg.
1959-60	24	-	100-231	.433	-	-	59-80	.738	105	4.4	-	-	-	-	259	10.8
1960-61	23	-	122-281	.434	-	-	101-117	.863	96	4.2	-	-	-	-	345	15.0
1961-62	24	-	149-355	.419	-	-	140-159	.880	119	5.0	-	-	-	-	438	18.2
Totals	71	-	371-867	.428	-	-	300-356	.843	320	4.5	-	-	-	-	1,042	14.7



37 • Clint McDaniel (1992-95) • 1,007 Points

Seasons	G-GS	Min-Avg.	FG-FGA	Pct.	3FG-3FGA	Pct.	FT-FTA	Pct.	Off-Def-Reb.	Avg.	A	TO	Blk	Stl	Pts.	Avg.
1991-92	27-2	264-9.8	33-97	.340	11-35	.314	29-39	.744	12-17-29	1.1	31	31	2	26	106	3.9
1992-93	30-11	495-16.5	76-177	.429	21-73	.288	52-77	.675	24-34-58	1.9	48	34	4	45	225	7.5
1993-94	31-13	669-21.6	81-199	.407	38-108	.352	52-69	.754	22-65-87	2.8	59	30	2	53	252	8.1
1994-95	37-33	1,093-29.5	139-302	.460	55-139	.396	91-119	.765	31-82-113	3.1	90	71	1	102	424	11.5
Totals	125-59	2,521-20.2	329-775	.425	125-355	.352	224-304	.737	89-198-287	2.3	228	166	9	226	1,007	8.1




38 • Robert McKenzie (1968-70) • 1,006 Points

Seasons	G	Min-Avg.	FG-FGA	Pct.	3FG-3FGA	Pct.	FT-FTA	Pct.	Off-Def-Reb.	Avg.	A	TO	Blk	Stl	Pts.	Avg.
1967-68	24	-	125-283	.442	-	-	109-132	.826	150	6.3	-	-	-	-	359	15.0
1968-69	21	-	108-242	.446	-	-	68-84	.810	104	5.0	-	-	-	-	284	13.5
1969-70	24	-	135-305	.443	-	-	95-145	.655	182	7.6	-	-	-	-	365	15.2
Totals	69	-	367-830	.442	-	-	272-361	.753	436	6.3	-	-	-	-	1,006	14.6



Over Arkansas' final two years in the Southwest Conference (SWC), Todd Day (left) and Lee Mayberry (right) combined to score 2,478 points (73 games/33.9 ppg) en route to being named to the All-SWC first team each season.



Martin Terry is the only Arkansas player to average better than 20 points for his career, scoring 1,368 points in 52 games.

SEASON

1.	28.3	Martin Terry (735 pts, 26 gms), 1973
2.	24.3	Martin Terry (633 pts, 26 gms), 1972
3.	22.7	Todd Day (500 pts, 22 gms), 1992
4.	22.5	Dean Tolson (472 pts, 21 gms), 1974
5.	22.1	Joe Kleine (773 pts, 35 gms), 1985
6.	22.0	Sidney Moncrief (660 pts, 30 gms), 1979
7.	20.7	Todd Day (786 pts, 38 gms), 1991
8.	20.4	Corliss Williamson (695 pts, 34 gms), 1994
	20.4	George Kok (469 pts, 23 gms), 1948
10.	19.7	Corliss Williamson (770 pts, 39 gms), 1995
	19.7	Marvin Delph (552 pts, 28 gms), 1977

CAREER

1.	26.3	Martin Terry (1,368 pts, 52 gms), 1972-73
2.	19.0	Corliss Williamson (1,728 pts, 91 gms), 1993-95
3.	18.9	Todd Day (2,395 pts, 127 gms), 1989-92
4.	18.3	Dean Tolson (1,316 pts, 72 gms), 1972-74
5.	18.1	Joe Kleine (1,753 pts, 97 gms), 1983-85
6.	16.9	Sidney Moncrief (2,066 pts, 122 gms), 1976-79
7.	16.2	Scotty Thurman (1,650 pts, 102 gms), 1993-95
8.	16.0	Courtney Fortson (753 pts, 47 gms), 2009-10
9.	15.8	Ron Brewer (1,440 pts, 91 gms), 1976-78
10.	15.7	Ronnie Brewer (1,416 pts, 90 gms), 2004-06

SEC SEASON

1.	23.0	Todd Day (368 pts, 16 gms), 1992
2.	21.8	Corliss Williamson (348 pts, 16 gms), 1995
3.	20.8	Corliss Williamson (333 pts, 16 gms), 1994
4.	18.8	Ronnie Brewer (301 pts, 16 gms), 2006
5.	18.6	Bobby Portis (335 pts, 18 gms), 2015
6.	18.0	Courtney Fortson (288 pts, 16 gms), 2010
7.	17.8	Jonathon Modica (284 pts, 16 gms), 2006
8.	17.3	Sonny Weems (276 pts, 16 gms), 2008
9.	17.2	Scotty Thurman (275 pts, 16 gms), 1994
10.	17.1	Scotty Thurman (273 pts, 16 gms), 1993

SEC CAREER

1.	23.0	Todd Day (368 pts, 16 gms), 1992
2.	19.7	Corliss Williamson (866 pts, 44 gms), 1993-95
3.	17.1	Scotty Thurman (819 pts, 48 gms), 1993-95
4.	16.5	Courtney Fortson (513 pts, 31 gms), 2009-10
5.	16.3	Lee Mayberry (260 pts, 16 gms), 1992
6.	15.7	Ronnie Brewer (753 pts, 48 gms), 2004-06
7.	15.4	Bobby Portis (553 pts, 36 gms), 2014-15
8.	15.3	Jannero Pargo (490 pts, 32 gms), 2001-02
9.	14.8	BJ Young (504 pts, 34 gms), 2012-13
10.	14.5	Joe Johnson (436 pts, 30 gms), 2000-01

SCORING AVERAGE LEADERS

Year	Player	G	Pts.	Avg.	Year	Player	G	Pts.	Avg.	Year	Player	G	Pts.	Avg.
2014-15	Bobby Portis	36	629	17.5	1990-91	Todd Day	38	786	20.7	1967-68	James Eldridge	24	398	16.6
2013-14	Rashad Madden	33	419	12.7	1989-90	Todd Day	35	684	19.5	1966-67	Tommy Rowland	24	443	18.5
2012-13	BJ Young	31	470	15.2	1988-89	Lenzie Howell	32	466	14.6	1965-66	Ricky Sugg	24	328	13.6
2011-12	BJ Young	32	488	15.3	1987-88	Ron Huery	30	403	13.4	1964-65	Ricky Sugg	24	340	14.2
2010-11	Rotnei Clarke	31	471	15.2	1986-87	Tim Scott	33	393	11.9	1963-64	Jim Magness	24	356	14.8
2009-10	Courtney Fortson	18	323	17.9	1985-86	William Mills	24	331	13.8	1962-63	Tommy Boyer	24	439	18.3
2008-09	Michael Washington	30	464	15.5	1984-85	Joe Kleine	35	773	22.1	1961-62	Jerry Carlton	24	438	18.2
2007-08	Sonny Weems	34	509	15.0	1983-84	Joe Kleine	32	581	18.2	1960-61	Pat Foster	23	355	15.4
2006-07	Patrick Beverley	35	485	13.9	1982-83	Darrell Walker	30	546	18.2	1959-60	Clyde Rhoden	24	389	16.2
2005-06	Ronnie Brewer	32	589	18.4	1981-82	Scott Hastings	29	539	18.6	1958-59	Clyde Rhoden	24	350	14.6
2004-05	Ronnie Brewer	30	486	16.2	1980-81	Scott Hastings	32	523	16.3	1957-58	Fred Grim	27	380	14.1
2003-04	Jonathon Modica	28	462	16.5	1979-80	Scott Hastings	29	469	16.2	1956-57	Terry Day	24	301	12.5
2002-03	Jonathon Modica	28	323	11.5	1978-79	Sidney Moncrief	30	660	22.0	1955-56	Manuel Whitley	24	409	17.0
2001-02	Jannero Pargo	29	482	16.6	1977-78	Ron Brewer	36	647	18.0	1954-55	Jerald Barnett	24	247	10.3
2000-01	Joe Johnson	30	427	14.2	1976-77	Marvin Delph	28	552	19.7	1953-54	Jerald Barnett	23	225	9.8
1999-00	Joe Johnson	23	368	16.0	1975-76	Marvin Delph	27	440	16.3	1952-53	Gene Lambert	21	270	12.9
1998-99	Pat Bradley	34	480	14.1	1974-75	Kent Allison	26	393	15.1	1951-52	Walter Kearns	24	216	9.0
1997-98	Pat Bradley	33	489	14.8	1973-74	Dean Tolson	21	472	22.5	1950-51	Billy Hester	22	204	9.3
1996-97	Pat Bradley	32	461	14.4	1972-73	Martin Terry	26	735	28.3	1949-50	Jim Cathcart	23	233	10.1
1995-96	Kareem Reid	33	426	12.9	1971-72	Martin Terry	26	633	24.3	1948-49	Bob Ambler	26	259	10.0
1994-95	Corliss Williamson	39	770	19.7	1970-71	Almer Lee	23	441	19.2	1947-48	George Kok	23	469	20.4
1993-94	Corliss Williamson	34	695	20.4	1969-70	Almer Lee	24	408	17.0	1946-47	Al Williams	24	380	15.8
1992-93	Scotty Thurman	31	540	17.4	1968-69	James Eldridge	24	328	13.7					
1991-92	Todd Day	22	500	22.7	1967-68	James Eldridge	24	398	16.6					

RAZORBACK BASKETBALL

THE #FASTEST40

LEADERSHIP

YEAR IN REVIEW

HISTORY

RECORDS

THE UNIVERSITY



POINTS

GAME

1.	51	Rotnei Clarke vs. Alcorn St., 11/13/09
2.	47	Martin Terry vs. SMU, 2/24/73
3.	46	Martin Terry vs. Texas A&M, 1/22/72
4.	45	Dean Tolson vs. Texas A&M, 3/2/74
5.	43	Todd Day vs. LSU, 1/11/92
	43	Martin Terry vs. Memphis, 12/23/72
7.	41	Joe Kleine vs. Iowa St., 12/27/84
	41	Dean Tolson vs. Indiana St., 1/5/74
	41	Ricky Sugg vs. Centenary, 12/13/65
10.	40	Martin Terry vs. Southern Illinois, 12/11/71

SEASON

1.	786	Todd Day, 1991
2.	773	Joe Kleine, 1985
3.	770	Corliss Williamson, 1995
4.	735	Martin Terry, 1973
5.	695	Corliss Williamson, 1994
6.	684	Todd Day, 1990
7.	660	Sidney Moncrief, 1979
8.	647	Ron Brewer, 1978
9.	633	Martin Terry, 1972
10.	629	Bobby Portis, 2015

CAREER

1.	2,395	Todd Day, 1989-92
2.	2,066	Sidney Moncrief, 1976-79
3.	1,940	Lee Mayberry, 1989-92
4.	1,779	Scott Hastings, 1979-82
5.	1,765	Pat Bradley, 1996-99
6.	1,753	Joe Kleine, 1983-85
7.	1,742	Marvin Delph, 1975-78
8.	1,728	Corliss Williamson, 1993-95
9.	1,674	Oliver Miller, 1989-92
10.	1,650	Scotty Thurman, 1993-95

SEC GAME

1.	43	Todd Day vs. LSU, 1/11/92
2.	39	Todd Day vs. Alabama, 3/14/92
3.	37	Jonathon Modica vs. S. Carolina, 2/4/06
4.	36	Rotnei Clarke vs. Vanderbilt, 1/29/11
5.	35	Bobby Portis vs. Alabama, 2/5/14
	35	Courtney Fortson vs. Miss. St., 1/28/10
	35	Jannero Pargo at Miss. St., 2/27/02
	35	Jannero Pargo vs. Florida, 1/26/02
	35	Lee Mayberry vs. LSU, 3/3/92
	35	Todd Day vs. Auburn, 1/4/92

SEC SEASON

1.	368	Todd Day, 1992
2.	348	Corliss Williamson, 1995
3.	335	Bobby Portis, 2015
4.	333	Corliss Williamson, 1994
5.	301	Ronnie Brewer, 2006
6.	288	Courtney Fortson, 2010
7.	284	Jonathon Modica, 2006
8.	276	Sonny Weems, 2008
9.	275	Scotty Thurman, 1994
10.	273	Scotty Thurman, 1993

SEC CAREER

1.	866	Corliss Williamson, 1993-95
2.	855	Jonathon Modica, 2003-06
3.	834	Pat Bradley, 1996-99
4.	819	Scotty Thurman, 1993-95
5.	753	Ronnie Brewer, 2004-06
6.	701	Marshawn Powell, 2010-13
7.	668	Kareem Reid, 1996-99
8.	647	Rotnei Clarke, 2009-11
9.	635	Darian Townes, 2005-08
10.	592	Derek Hood, 1996-99



In his only season in the SEC (1992-93), Todd Day set a program SEC single-season record with 368 points.

POINTS LEADERS

Year	Player	G	Pts.	Avg.	Year	Player	G	Pts.	Avg.	Year	Player	G	Pts.	Avg.
2014-15	Bobby Portis	36	629	17.5	1991-92	Lee Mayberry	34	518	15.2	1967-68	James Eldridge	24	398	16.6
2013-14	Rashad Madden	33	419	12.7	1990-91	Todd Day	38	786	20.7	1966-67	Tommy Rowland	24	443	18.5
2012-13	BJ Young	31	470	15.2	1989-90	Todd Day	35	684	19.5	1965-66	Ricky Sugg	24	328	13.6
2011-12	BJ Young	32	488	15.3	1988-89	Lenzie Howell	32	466	14.6	1964-65	Ricky Sugg	24	340	14.2
2010-11	Rotnei Clarke	31	471	15.2	1987-88	Ron Huery	30	403	13.4	1963-64	Jim Magness	24	356	14.8
2009-10	Marshawn Powell	32	478	14.9	1986-87	Tim Scott	33	393	11.9	1962-63	Tommy Boyer	24	439	18.3
2008-09	Michael Washington	30	464	15.5	1985-86	Mike Ratliff	28	368	13.1	1961-62	Jerry Carlton	24	438	18.2
2007-08	Sonny Weems	34	509	15.0	1984-85	Joe Kleine	35	773	22.1	1960-61	Pat Foster	23	355	15.4
2006-07	Patrick Beverley	35	485	13.9	1983-84	Joe Kleine	32	581	18.2	1959-60	Clyde Rhoden	24	389	16.2
2005-06	Ronnie Brewer	32	589	18.4	1982-83	Darrell Walker	30	546	18.2	1958-59	Clyde Rhoden	24	350	14.6
2004-05	Ronnie Brewer	30	486	16.2	1981-82	Scott Hastings	29	539	18.6	1957-58	Fred Grim	27	380	14.1
2003-04	Jonathon Modica	28	462	16.5	1980-81	Scott Hastings	32	523	16.3	1956-57	Terry Day	24	301	12.5
2002-03	Jonathon Modica	28	323	11.5	1979-80	Scott Hastings	29	469	16.2	1955-56	Manuel Whitley	24	409	17.0
2001-02	Jannero Pargo	29	482	16.6	1978-79	Sidney Moncrief	30	660	22.0	1954-55	Jerald Barnett	24	247	10.3
2000-01	Joe Johnson	30	427	14.2	1977-78	Ron Brewer	36	647	18.0	1953-54	Jerald Barnett	23	225	9.8
1999-00	Joe Johnson	23	368	16.0	1976-77	Marvin Delph	28	552	19.7	1952-53	Gene Lambert	21	270	12.9
1998-99	Pat Bradley	34	480	14.1	1975-76	Marvin Delph	27	440	16.3	1951-52	Walter Kearns	24	216	9.0
1997-98	Pat Bradley	33	489	14.8	1974-75	Kent Allison	26	393	15.1	1950-51	Billy Hester	22	204	9.3
1996-97	Pat Bradley	32	461	14.4	1973-74	Dean Tolson	21	472	22.5	1949-50	Jim Cathcart	23	233	10.1
1995-96	Kareem Reid	33	426	12.9	1972-73	Martin Terry	26	735	28.3	1948-49	Bob Ambler	26	259	10.0
1994-95	Corliss Williamson	39	770	19.7	1971-72	Martin Terry	26	633	24.3	1947-48	George Kok	23	469	20.4
1993-94	Corliss Williamson	34	695	20.4	1970-71	Vernon Murphy	26	458	17.6	1946-47	Al Williams	24	380	15.8
1992-93	Scotty Thurman	31	540	17.4	1969-70	Almer Lee	24	408	17.0					
					1968-69	James Eldridge	24	328	13.7					

ALL-TIME 30-POINT GAMES



Player	Year	Points	Opponent	Date	Player	Year	Points	Opponent	Date
Rotnei Clarke	So.	51	Alcorn St.	1/13/09	George Kok	So.	32	Rice	1946
Martin Terry	Sr.	47	SMU	2/24/73	George Kok	Fr.	32	Texas A&M	1945
Martin Terry	Jr.	46	Texas A&M	1/22/72	BJ Young	Fr.	31	Florida	2/18/12
Dean Tolson	Sr.	45	Texas A&M	3/2/74	Sonny Weems	Sr.	31	Indiana	3/21/08
Todd Day	Sr.	43	LSU	1/11/92	Todd Day	Sr.	31	Jackson St.	12/21/91
Martin Terry	Sr.	43	Memphis	12/23/72	Todd Day	Jr.	31	Alabama	3/21/91
Joe Kleine	Sr.	41	Iowa St.	12/27/84	Lee Mayberry	So.	31	U.S. International	12/9/89
Dean Tolson	Sr.	41	Indiana St.	1/5/74	Lenzie Howell	Jr.	31	Texas A&M	3/11/89
Ricky Sugg	Jr.	41	Centenary	12/13/65	Keith Wilson	Sr.	31	Texas	2/8/89
Martin Terry	Jr.	40	Southern Illinois	12/11/71	Joe Kleine	Sr.	31	Ohio St.	12/1/84
Al Dillard	Jr.	39	Delaware St.	12/11/93	Martin Terry	Sr.	31	Texas	2/13/73
Todd Day	Sr.	39	Alabama	3/14/92	Martin Terry	Jr.	31	Rice	3/4/72
Sidney Moncrief	Sr.	39	S. Mississippi	12/23/78	Tommy Rowland	Jr.	31	Michigan	12/30/66
Vernon Murphy	Jr.	39	Missouri-St. Louis	12/21/70	Tommy Boyer	Sr.	31	Baylor	1963
Jonathon Modica	Sr.	37	South Carolina	2/4/06	Tommy Boyer	Sr.	31	TCU	1963
Joe Kleine	Sr.	37	TCU	2/9/85	Pete Butler	Jr.	31	Texas	1955
Alvin Robertson	Sr.	37	North Texas	12/17/83	George Kok	Sr.	31	Pepperdine	1948
Martin Terry	Sr.	37	Southern Illinois	12/30/72	Johnny Adams	Jr.	31	Warrensburg (Mo.)	1940
Rotnei Clarke	Jr.	36	Vanderbilt	1/29/11	Michael Qualls	Jr.	30	Alabama	1/22/15
Joe Kleine	Sr.	36	Texas Tech	3/10/85	Michael Washington	Jr.	30	Southeastern La.	11/14/08
Martin Terry	Sr.	36	Missouri-St. Louis	1/6/73	Jannero Pargo	Sr.	30	Memphis	1/2/02
Vernon Murphy	Jr.	36	Baylor	3/2/71	Joe Johnson	Fr.	30	Mississippi St.	1/22/00
Johnny Adams	Sr.	36	TCU	2/21/41	Pat Bradley	So.	30	Missouri	12/7/96
Bobby Portis	Fr.	35	Alabama	2/5/14	Corliss Williamson	So.	30	Georgia	3/11/94
Courtney Fortson	So.	35	Mississippi St.	1/28/10	Todd Day	Jr.	30	Florida St.	1/21/91
Jannero Pargo	Sr.	35	Mississippi St.	2/27/02	Todd Day	Jr.	30	Houston	2/7/91
Jannero Pargo	Sr.	35	Florida	1/26/02	Mario Credit	Jr.	30	Texas	2/8/89
Lee Mayberry	Sr.	35	LSU	3/3/92	Sidney Moncrief	Sr.	30	Oklahoma	12/2/78
Todd Day	Sr.	35	Auburn	1/4/92	Steve Schall	Sr.	30	North Texas	1/4/79
Darrell Walker	Sr.	35	Alabama St.	12/15/82	Marvin Delph	Sr.	30	Texas	2/1/78
Martin Terry	Sr.	35	Texas A&M	1/13/73	Marvin Delph	Jr.	30	SMU	2/2/77
Martin Terry	Sr.	35	TCU	2/20/73	Rickey Medlock	Jr.	30	SMU	2/16/74
Martin Terry	Sr.	35	Tulane	12/9/72	Martin Terry	Sr.	30	Missouri Western	12/4/72
Tommy Rowland	Jr.	35	Centenary	12/12/66	Martin Terry	Jr.	30	Rice	2/5/72
Tommy Boyer	Jr.	35	LSU	12/19/62	Dean Tolson	So.	30	Rice	3/4/72
Michael Washington	Jr.	34	North Texas	1/3/09	Donnie Watts	Sr.	30	Rice	1971
Scotty Thurman	Fr.	34	Ole Miss	1/6/93	Almer Lee	Jr.	30	Texas A&M	1971
Scotty Thurman	Fr.	34	Missouri	12/19/92	Tommy Boyer	Sr.	30	Texas Tech	2/19/63
Todd Day	So.	34	Texas	1/25/90	Manuel Whitley	Sr.	30	Texas A&M	1956
Mario Credit	Jr.	34	Loyola-Marymount	3/16/89					
Tim Scott	Jr.	34	Kansas	12/6/86					
Martin Terry	Sr.	34	TCU	1/27/73					
Martin Terry	Jr.	34	Texas	2/22/72					
Dean Tolson	So.	34	Baylor	2/29/72					
Marshawn Powell	Jr.	33	Oklahoma	12/4/12					
Jonathon Modica	So.	33	Mississippi St.	2/14/04					
Jannero Pargo	Sr.	33	Alabama	1/30/02					
Pat Bradley	Jr.	33	South Carolina	2/18/98					
Todd Day	Jr.	33	Ala.-Birmingham	1/30/91					
Joe Kleine	Sr.	33	Texas-San Antonio	12/18/84					
Sidney Moncrief	Sr.	33	Rice	2/3/79					
Dean Tolson	So.	33	Texas	1972					
Martin Terry	Jr.	33	Rice	3/4/72					
Martin Terry	Jr.	33	Baylor	2/29/72					
Vernon Murphy	Jr.	33	Oklahoma	1/5/71					
Robert McKenzie	So.	33	Oklahoma City	1/25/68					
Tommy Boyer	Jr.	33	TCU	1962					
George Kok	Sr.	33	Rice	2/28/48					
Bobby Portis	So.	32	Vanderbilt	1/10/15					
Rotnei Clarke	So.	32	East Tennessee St.	11/27/09					
Jannero Pargo	Sr.	32	Tenn.-Chattanooga	12/20/01					
Pat Bradley	Sr.	32	Western Carolina	12/7/98					
Pat Bradley	Sr.	32	North Texas	12/30/98					
Scotty Thurman	So.	32	Auburn	1/15/94					
Lenzie Howell	Sr.	32	Texas A&M	2/21/90					
Joe Kleine	Sr.	32	Texas	1/12/85					
Joe Kleine	Sr.	32	Texas Tech	1/16/85					
Joe Kleine	Jr.	32	Alabama St.	12/21/83					
Joe Kleine	Jr.	32	North Texas	12/17/83					
Ted Thompson	Jr.	32	Western Kentucky	12/3/73					
Dean Tolson	So.	32	TCU	2/12/72					
Martin Terry	Jr.	32	Texas A&M	2/15/72					
Jerry Carlton	Sr.	32	Rice	1962					
George Kok	So.	32	Sedalia AAB	1946					

30-POINT GAME FAST FACTS

Total: 114

Total Players: 44

Most Recent: 30 by Michael Qualls vs. Alabama (Jan. 22, 2015)

Most in a Season: 10 by Martin Terry, 1973

Most in Career: 18 by Martin Terry, 1972-73

Last with Five or More in Same Season: Jannero Pargo, 2002 (5)

Most Recent Consecutive 30-Point Games: Jannero Pargo, 35 vs. Florida (Jan. 26, 2002); 33 at Alabama (Jan. 30, 2002)

Last Game with Multiple Players Scoring 30 Points: Keith Wilson, 31 & Mario Credit, 30 vs. Texas (Feb. 8, 1989)

RAZORBACK BASKETBALL

THE #FASTEST40

LEADERSHIP

YEAR IN REVIEW

HISTORY

RECORDS

THE UNIVERSITY



FIELD GOAL PERCENTAGE



As a junior in 1990-91, Oliver Miller led the nation in field goal percentage, making seven or more field goals in 22 contests.

GAME (MINIMUM 8 ATT.)

1.	1.000	Bobby Portis vs. UTSA (8-8), 12/19/13
	1.000	Daryll Saulsberry vs. MacMurray (10-10), 1975
	1.000	Lee Wilson vs. Montevallo (9-9), 1995
	1.000	Steve Schall vs. Weber St. (9-9), 1979
	1.000	Isaiah Morris vs. Miss. St. (8-8), 1992
	1.000	Darrell Hawkins vs. Missouri State (8-8), 1992
	1.000	Coty Clarke vs. Florida (8-8), 2/23/13
	1.000	Joe Kleine vs. St. Peter's (8-8), 1984
7.	.923	Landis Williams vs. Montevallo (12-13), 1995
8.	.909	Sunday Adebayo vs. Alcorn St. (10-11), 1995
	.909	Oliver Miller vs. Murray St. (10-11), 1992
	.909	Joe Kleine vs. Rice (10-11), 1984

SEASON (MINIMUM 60 ATT.)

1.	.704*	Oliver Miller (254-361), 1991
2.	.699	Leroy Sutton (79-113), 1983
3.	.691	Charles Balentine (47-68), 1983
4.	.678	Steven Hill (59-87), 2008
5.	.674	Lee Wilson (58-86), 1995
6.	.665	Sidney Moncrief (149-224), 1976
7.	.662	Leroy Sutton (100-151), 1984
8.	.649	Sidney Moncrief (157-242), 1977
9.	.641	Steven Hill (93-145), 2007
10.	.639	Oliver Miller (152-238), 1990

* Led the NCAA

CAREER (MINIMUM 700 ATT.)

1.	.636	Oliver Miller (680-1,069), 1989-92
2.	.606	Sidney Moncrief (739-1,220), 1976-79
3.	.593	Mario Credit (439-740), 1987-90
4.	.585	Joe Kleine (668-1,142), 1983-85
5.	.583	Corliss Williamson (657-1,127), 1993-95
6.	.566	Ron Brewer (587-1,038), 1976-78
7.	.544	Scott Hastings (665-1,223), 1979-82
8.	.542	Darian Townes (534-986), 2005-08
9.	.537	U.S. Reed (476-886), 1978-81
10.	.529	Marvin Delph (762-1,440), 1975-78

SEC GAME (MINIMUM 9 ATT.)

1.	.889	Corliss Williamson vs. LSU (8-9), 1993
2.	.846	Corliss Williamson vs. LSU (11-13), 1994
3.	.833	Corliss Williamson vs. S. Carolina (10-12), 1994
4.	.818	Patrick Beverley vs. Auburn (9-11), 3/8/08
	.818	Derek Hood vs. Auburn (9-11), 1999
	.818	Corliss Williamson vs. Ole Miss (9-11), 1994
	.818	Oliver Miller vs. Mississippi St. (9-11), 1992
8.	.800	Steven Hill vs. LSU (8-10), 1/20/07
9.	.786	Corliss Williamson vs. Vanderbilt (11-14), 1994
10.	.769	Michael Qualls vs. Georgia (7-9), 3/1/14
	.769	BJ Young vs. Mississippi St. (10-13), 1/7/12

SEC SEASON (MINIMUM 90 ATT.)

1.	.652	Corliss Williamson (129-198), 1994
2.	.625	Darian Townes (70-112), 2008
3.	.594	Oliver Miller (82-138), 1992
4.	.592	Dwight Stewart (58-98), 1993
5.	.588	Corliss Williamson (70-119), 1993
6.	.560	Bobby Portis (136-243), 2015
7.	.560	Sunday Adebayo (51-91), 1996
8.	.555	Derek Hood (86-155), 1999
9.	.534	Corliss Williamson (119-223), 1995
10.	.533	Charles Thomas (56-105), 2006

SEC CAREER (MINIMUM 200 ATT.)

1.	.589	Corliss Williamson (318-540), 1993-95
2.	.540	Corey Beck (116-215), 1993-95
3.	.530	Bobby Portis (219-413), 2014-15
4.	.528	Darian Townes (262-496), 2005-08
5.	.513	Darrell Hawkins (123-240), 1992-93
6.	.512	Lee Wilson (109-213), 1994-97
7.	.498	Todd Day (128-257), 1992
8.	.496	Derek Hood (251-506), 1996-99
9.	.481	Mike Washington (177-368), 2007-10
10.	.478	Marshawn Powell (271-567), 2010-13

FIELD GOAL PCT. LEADERS (MINIMUM 100 ATTEMPTS)

Season	Player	FGM	FGA	Pct.
2014-15	Bobby Portis	250	466	.536
2013-14	Bobby Portis	161	316	.509
2012-13	Coty Clarke	76	148	.514
2011-12	BJ Young	177	351	.504
2010-11	Delvon Johnson	111	204	.544
2009-10	Marshawn Powell	190	380	.500
2008-09	Michael Washington	178	323	.551
2007-08	Darian Townes	168	279	.602
2006-07	Steven Hill	93	145	.641
2005-06	Charles Thomas	103	198	.520
2004-05	Jonathon Modica	103	198	.520
2003-04	Ronnie Brewer	125	260	.481
2002-03	Dionisio Gomez	91	195	.467
2001-02	Dionisio Gomez	61	116	.526
2000-01	Alonzo Lane	88	171	.515
1999-00	Alonzo Lane	108	193	.560
1998-99	Derek Hood #	173	306	.565
1997-98	Landis Williams	84	139	.604
1996-97	Lee Wilson	84	157	.535
1995-96	Lee Wilson	86	162	.531
1994-95	Corliss Williamson	283	515	.550
1993-94	Corliss Williamson	273	436	.626
1992-93	Corliss Williamson	101	176	.574

Season	Player	FGM	FGA	Pct.
1991-92	Oliver Miller	186	309	.602
1990-91	Oliver Miller*	254	361	.704
1989-90	Oliver Miller	152	238	.639
1988-89	Mario Credit	149	246	.606
1987-88	Mario Credit	107	183	.585
1986-87	Mario Credit	77	126	.611
1985-86	Eric Poerschke	56	113	.496
1984-85	Joe Kleine	294	484	.607
1983-84	Leroy Sutton	100	151	.662
1982-83	Leroy Sutton	79	113	.699
1981-82	Tony Brown	109	185	.589
1980-81	Scott Hastings	192	341	.563
1979-80	U.S. Reed	166	298	.557
1978-79	Steve Schall	138	223	.619
1977-78	Sidney Moncrief	209	354	.590
1976-77	Sidney Moncrief	157	242	.649
1975-76	Sidney Moncrief*	149	224	.665
1974-75	Kent Allison	172	282	.610
1973-74	Dean Tolson	204	373	.547
1972-73	Martin Terry	264	508	.520
1971-72	Doug Campbell	73	142	.514
1970-71	Donnie Watts	149	290	.514

Season	Player	FGM	FGA	Pct.
1969-70	Ricky Tanneberger	75	161	.460
1968-69	Ricky Tanneberger	94	200	.470
1967-68	James Eldridge	155	305	.508
1966-67	Tommy Rowland	148	300	.483
1965-66	J.D. McConnell	120	259	.463
1964-65	John Talkington	107	220	.486
1963-64	Warren Vogel	111	242	.459
	Ricky Sugg	85	185	.459
1962-63	Jim Magness	87	183	.475
1961-62	Jim Wilson	74	163	.454
1960-61	Ronnie Garner	102	212	.482
1959-60	Jerry Carlton	100	231	.433
1958-59	Clyde Rhoden	131	314	.417
1957-58	Harry Thompson	94	241	.390
1956-57	Fred Grim	107	297	.360
1955-56	Manuel Whitley	135	322	.419
1954-55	Jerald Barnett	88	199	.442
1953-54	Norman Smith	61	155	.393
1952-53	Raymond Shaw	60	151	.398
1951-52	Gene Lambert	74	166	.445
1950-51	Billy Hester	71	149	.476

Led the SEC | * Led the NCAA



GAME

1.	20	Dean Tolson vs. Texas A&M, 1974
2.	17	Martin Terry vs. So. Illinois, 1972
3.	16	Todd Day vs. LSU, 1992
	16	Dean Tolson vs. Indiana St., 1974
	16	Martin Terry vs. SMU, 1973
	16	Vernon Murphy vs. Missouri-St. Louis, 1971
7.	15	Rotnei Clarke vs. Alcorn St., 11/13/09
	15	Joe Kleine vs. Iowa St., 1984
	15	Joe Kleine vs. UTSA, 1984
	15	Darrell Walker vs. Alabama St., 1982

SEASON

1.	294	Joe Kleine, 1985
2.	283	Corliss Williamson, 1995
3.	277	Todd Day, 1991
4.	273	Corliss Williamson, 1994
5.	264	Martin Terry, 1973
6.	258	Ron Brewer, 1978
7.	254	Oliver Miller, 1991
8.	253	Marvin Delph, 1978
9.	250	Bobby Portis, 2015
10.	245	Marvin Delph, 1977

CAREER

1.	835	Todd Day, 1989-92
2.	762	Marvin Delph, 1975-78
3.	739	Sidney Moncrief, 1976-79
4.	723	Lee Mayberry, 1989-92
5.	680	Oliver Miller, 1989-92
6.	668	Joe Kleine, 1983-85
7.	665	Scott Hastings, 1979-82
8.	657	Corliss Williamson, 1993-95
9.	611	Scotty Thurman, 1993-95
10.	587	Ron Brewer, 1975-78

SEC GAME

1.	16	Todd Day vs. LSU, 1992
2.	14	Bobby Portis vs. Alabama, 2/5/14
	14	Todd Day vs. Alabama, 1992
4.	13	Bobby Portis vs. Vanderbilt, 1/10/15
5.	12	Rotnei Clarke vs. Vanderbilt, 1/29/11
	12	Marshawn Powell vs. Vanderbilt, 2/27/10
	12	Jonathon Modica vs. Miss. St., 2/14/04
	12	Pat Bradley vs. South Carolina, 1998
	12	Scotty Thurman vs. Auburn, 1994
	12	Corliss Williamson vs. Georgia, 1994
	12	Scotty Thurman vs. Ole Miss, 1993
	12	Lee Mayberry vs. LSU, 1992

SEC SEASON

1.	136	Bobby Portis, 2015
2.	129	Corliss Williamson, 1994
3.	128	Todd Day, 1992
4.	119	Corliss Williamson, 1995
5.	103	Scotty Thurman, 1994
6.	102	Scotty Thurman, 1993
	102	Sonny Weems, 2008
8.	99	Marshawn Powell, 2010
9.	98	Ronnie Brewer, 2006
10.	95	Marshawn Powell, 2013
	95	Scotty Thurman, 1995

SEC CAREER

1.	318	Corliss Williamson, 1993-95
2.	300	Scotty Thurman, 1993-95
3.	295	Jonathon Modica, 2003-06
4.	271	Marshawn Powell, 2010-13
5.	269	Pat Bradley, 1996-99
6.	262	Darian Townes, 2005-08
7.	251	Derek Hood, 1996-99
8.	250	Ronnie Brewer, 2004-06
9.	227	Kareem Reid, 1996-99
10.	219	Bobby Portis, 2014-15



Corliss Williamson led the Razorbacks in made field goals each of his three seasons on campus and is the all-time leader in SEC play.

FIELD GOALS MADE LEADERS

Season	Player	FGM	FGA	Pct.
2014-15	Bobby Portis	250	466	.536
2013-14	Bobby Portis	161	316	.509
2012-13	BJ Young	180	401	.449
2011-12	BJ Young	177	351	.504
2010-11	Rotnei Clarke	144	328	.439
2009-10	Marshawn Powell	190	380	.500
2008-09	Michael Washington	178	323	.551
2007-08	Sonny Weems	197	425	.464
2006-07	Sonny Weems	161	332	.485
2005-06	Ronnie Brewer	197	447	.441
2004-05	Ronnie Brewer	171	360	.475
2003-04	Jonathon Modica	157	340	.463
2002-03	Jonathon Modica	117	252	.464
2001-02	Jannero Pargo	165	359	.460
2000-01	Joe Johnson	162	346	.468
1999-00	Joe Johnson	140	302	.464
1998-99	Derek Hood	173	306	.565
1997-98	Pat Bradley	161	421	.382
1996-97	Pat Bradley	150	339	.442
1995-96	Kareem Reid	141	357	.395
1994-95	Corliss Williamson	283	515	.550
1993-94	Corliss Williamson	273	436	.626
1992-93	Scotty Thurman	204	439	.465
1991-92	Oliver Miller	186	309	.602

Season	Player	FGM	FGA	Pct.
1990-91	Todd Day	277	586	.473
1989-90	Todd Day	237	483	.491
1988-89	Lenzie Howell	166	326	.509
1987-88	Ron Huery	147	324	.454
1986-87	Ron Huery	129	291	.443
1985-86	Mike Ratliffe	137	298	.460
1984-85	Joe Kleine	294	484	.607
1983-84	Joe Kleine	209	351	.595
1982-83	Darrell Walker	197	374	.527
1981-82	Scott Hastings	204	369	.553
1980-81	Scott Hastings	192	341	.563
1979-80	Scott Hastings	172	322	.534
1978-79	Sidney Moncrief	224	400	.560
1977-78	Ron Brewer	258	486	.531
1976-77	Marvin Delph	245	460	.533
1975-76	Marvin Delph	196	393	.499
1974-75	Kent Allison	172	282	.610
1973-74	Dean Tolson	204	373	.547
1972-73	Martin Terry	264	508	.520
1971-72	Martin Terry	213	454	.469
1970-71	Almer Lee	167	333	.502
1969-70	Almer Lee	180	418	.431

Season	Player	FGM	FGA	Pct.
1967-68	James Eldridge	155	305	.508
1966-67	Tommy Rowland	148	300	.483
1965-66	Ricky Sugg	122	273	.447
1964-65	Ricky Sugg	129	268	.481
1963-64	Jim Magness	125	310	.403
1962-63	Tommy Boyer	146	326	.448
1961-62	Jerry Carlton	149	355	.419
1960-61	Jerry Carlton	122	281	.434
1959-60	Ronnie Garner	135	345	.391
1958-59	Clyde Rhoden	131	314	.417
1957-58	Fred Grim	147	396	.371
1956-57	Terry Day	113	422	.268
1955-56	Manuel Whitley	135	322	.419
1954-55	Jerald Barnett	88	199	.442
1953-54	Jerald Barnett	81	225	.360
1952-53	Gene Lambert	87	263	.331
1951-52	Walter Kearns	82	268	.306
1950-51	D.L. Miller	72	174	.414

Led the SEC

RAZORBACK BASKETBALL

THE #FASTEST40

LEADERSHIP

YEAR IN REVIEW

HISTORY

RECORDS

THE UNIVERSITY



FIELD GOALS ATTEMPTED

GAME

1.	30	Dean Tolson vs. TCU, 1/15/72
2.	29	Martin Terry vs. SMU, 1/30/73
	29	Terry Day vs. Oklahoma, 12/1/57
4.	28	Pat Bradley vs. North Texas, 1999
	28	Ronnie Garner vs. SMU, 3/2/60
6.	27	Courtney Fortson at Vanderbilt, 3/8/09
	27	Martin Terry vs. TCU, 2/20/73
8.	26	Courtney Fortson at Mississippi St., 1/14/10
	26	Todd Day vs. LSU, 1/11/92
	26	Darrell Walker vs. Alabama St., 1982

SEASON

1.	586	Todd Day, 1991
2.	515	Corliss Williamson, 1995
3.	508	Martin Terry, 1973
4.	486	Ron Brewer, 1978
5.	484	Joe Kleine, 1985
6.	483	Todd Day, 1990
7.	466	Bobby Portis, 2015
8.	460	Marvin Delph, 1977
9.	454	Martin Terry, 1972
10.	452	Marvin Delph, 1978

CAREER

1.	1,744	Todd Day, 1989-92
2.	1,460	Lee Mayberry, 1989-92
3.	1,440	Marvin Delph, 1975-78
4.	1,412	Pat Bradley, 1996-99
5.	1,318	Scotty Thurman, 1993-95
6.	1,223	Scott Hastings, 1979-82
7.	1,220	Sidney Moncrief, 1976-79
8.	1,216	Kareem Reid, 1996-99
9.	1,166	Jonathon Modica, 2003-06
10.	1,156	Ron Huery, 1987-88, 90-91

SEC GAME

1.	27	Courtney Fortson at Vanderbilt, 3/8/09
2.	26	Courtney Fortson vs. Miss. St., 1/14/10
	26	Todd Day vs. LSU, 1992
4.	25	Scotty Thurman vs. Ole Miss, 1993
5.	23	Scotty Thurman vs. Alabama, 1995
	23	Todd Day vs. Vanderbilt, 1992
7.	22	Pat Bradley vs. Kentucky, 1998
8.	21	Marshawn Powell vs. Vanderbilt, 2/27/10
	21	Mike Washington at LSU, 1/31/09
	21	Corliss Williamson vs. Miss. St., 1994
	21	Corliss Williamson vs. Kentucky, 1994

SEC SEASON

1.	257	Todd Day, 1992
2.	243	Bobby Portis, 2015
3.	240	Courtney Fortson, 2010
4.	229	Sonny Weems, 2008
5.	226	Pat Bradley, 1998
6.	225	Ronnie Brewer, 2006
7.	223	Corliss Williamson, 1995
8.	221	Scotty Thurman, 1993
9.	219	Scotty Thurman, 1994
10.	213	BJ Young, 2013

SEC CAREER

1.	695	Pat Bradley, 1996-99
2.	666	Jonathon Modica, 2003-06
3.	645	Scotty Thurman, 1993-95
4.	573	Ronnie Brewer, 2003-06
5.	567	Marshawn Powell, 2010-pres.
6.	545	Kareem Reid, 1996-99
7.	540	Corliss Williamson, 1993-95
8.	524	Eric Ferguson, 2003-06
9.	506	Derek Hood, 1996-99
10.	497	Rotnei Clarke, 2009-11



Marvin Delph ranks third all-time in field goal attempts, leading the Razorbacks in scoring as a sophomore and junior.

FIELD GOALS ATTEMPTED LEADERS

Season	Player	FGM	FGA	Pct.
2014-15	Bobby Portis	250	466	.536
2013-14	Bobby Portis	161	316	.509
2012-13	BJ Young	180	401	.449
2011-12	BJ Young	177	351	.504
2010-11	Rotnei Clarke	144	328	.438
2009-10	Marshawn Powell	190	380	.500
2008-09	Courtney Fortson	154	363	.424
2007-08	Sonny Weems	197	425	.464
2006-07	Patrick Beverley	150	351	.427
2005-06	Ronnie Brewer	197	447	.441
2004-05	Ronnie Brewer	171	360	.475
2003-04	Jonathon Modica	157	340	.463
2002-03	Eric Ferguson	104	296	.351
2001-02	Jannero Pargo	165	359	.460
2000-01	Joe Johnson	162	346	.468
1999-00	Chris Walker	129	315	.410
1998-99	Pat Bradley	158	396	.399
1997-98	Pat Bradley	161	421	.382
1996-97	Pat Bradley	150	339	.442
1995-96	Kareem Reid	141	357	.395
1994-95	Corliss Williamson	283	515	.550
1993-94	Corliss Williamson	273	436	.626
1992-93	Scotty Thurman	204	439	.465

Season	Player	FGM	FGA	Pct.
1991-92	Lee Mayberry	181	368	.492
1990-91	Todd Day	277	586	.473
1989-90	Todd Day	237	483	.491
1988-89	Keith Wilson	162	347	.467
1987-88	Ron Huery	147	324	.454
1986-87	Tim Scott	125	327	.382
1985-86	Mike Ratliffe	137	298	.460
1984-85	Joe Kleine	294	484	.607
1983-84	Alvin Robertson	187	375	.494
1982-83	Darrell Walker	197	374	.527
1981-82	Scott Hastings	204	369	.553
1980-81	Scott Hastings	192	341	.563
1979-80	Scott Hastings	172	322	.534
1978-79	Scott Hastings	229	400	.560
1977-78	Ron Brewer	258	486	.531
1976-77	Marvin Delph	245	460	.533
1975-76	Marvin Delph	196	393	.499
1974-75	Kent Allison	172	282	.610
1973-74	Dean Tolson	204	373	.547
1972-73	Martin Terry	264	508	.520
1971-72	Martin Terry	213	454	.469
1970-71	Vernon Murphy	165	340	.485

Season	Player	FGM	FGA	Pct.
1969-70	Almer Lee	180	418	.431
1968-69	James Eldridge	141	308	.458
1967-68	James Eldridge	155	305	.508
1966-67	Tommy Rowland	148	300	.483
1965-66	Ricky Sugg	122	273	.447
1964-65	Ricky Sugg	129	268	.481
1963-64	Jim Magness	125	310	.403
1962-63	Tommy Boyer	146	326	.448
1961-62	Jerry Carlton	149	355	.419
1960-61	Jerry Carlton	122	281	.434
1959-60	Ronnie Garner	135	345	.391
1958-59	Clyde Rhoden	131	314	.417
1957-58	Fred Grim	147	396	.371
1956-57	Terry Day	113	422	.268
1955-56	Manuel Whitley	135	322	.419
1954-55	Pete Butler	76	223	.341
1953-54	Orval Elkins	63	227	.277
1952-53	Walter Kearns	86	276	.312
1951-52	Walter Kearns	82	268	.306
1950-51	D.L. Miller	72	174	.414

FREE THROWS PERCENTAGE



As a junior, Rickey Medlock led the nation in free throw percentage and went on to become the program's career leader at over 90 percent.

GAME (MINIMUM 11 ATTEMPTS)

1.	1.000	Tommy Boyer vs. Texas Tech (18-18), 1963
	1.000	Kareem Reid vs. Memphis (14-14), 1998
	1.000	Scott Hastings vs. Rice (14-14), 1982
	1.000	Ron Huery vs. California (12-12), 1986
	1.000	Alandise Harris vs. SMU (11-11), 2013
	1.000	Sidney Moncrief vs. Houston (11-11), 1979
	1.000	Ron Brewer vs. TCU (11-11), 1978
8.	.923	Darrell Hawkins vs. Memphis State (12-13), 1992
	.923	Lee Mayberry vs. Kentucky (12-13), 1992
	.923	Tim Scott vs. Kansas (12-13), 1986

SEASON (MINIMUM 20 ATTEMPTS)

1.	.952	Charles Tatum (20-21), 2001
2.	.939	Rickey Medlock (62-66), 1975
3.	.935	Rotnei Clarke (43-46), 2009
4.	.933	Tommy Boyer (125-134), 1962
5.	.916	Rickey Medlock (87-95), 1974
6.	.915	Robert Birden (65-71), 1975
7.	.914	Darrell Hawkins (74-81), 1992
8.	.913	Pat Bradley (63-69), 1997
9.	.902	Pat Bradley (74-82), 1998
10.	.897	Al Dillard (26-29), 1995

CAREER (MINIMUM 150 ATTEMPTS)

1.	.904	Rickey Medlock (178-197), 1973-75
2.	.892	Tommy Boyer (315-353), 1961-63
3.	.863	Rotnei Clarke (202-234), 2009-11
4.	.858	Pat Bradley (247-288), 1996-99
5.	.843	Jerry Carlton (300-356), 1960-62
6.	.823	Darrell Hawkins (219-266), 1988-93
7.	.819	Tim Scott (163-199), 1987-88
8.	.815	Isaiah Morris (132-162), 1991-92
9.	.813	Marvin Delph (218-268), 1975-78
10.	.805	Rashad Madden (314-390), 2012-15

SEC GAME (MINIMUM 8 ATT.)

1.	1.000	Julysse Nobles (10-10) vs. Auburn (1/25/11)
	1.000	Charles Thomas (10-10) vs. La. Tech (12/30/06)
	1.000	Robert Shepherd (10-10) vs. Kentucky, 1993
	1.000	Kendrick Davis (9-9) vs. Ole Miss (1/17/04)
	1.000	Ali Thompson (9-9) vs. Mississippi St., 1997
		Arkansas players were 8-for-8, 12 other times

SEC SEASON (MIN. 30 ATT.)

1.	.941	Pat Bradley (32-34), 1997
	.941	Darrell Hawkins (32-34), 1992
3.	.881	Jannero Pargo (37-42), 2002
4.	.868	Rotnei Clarke (59-68), 2011
5.	.867	Pat Bradley (39-45), 1998
6.	.864	Robert Shepherd (38-44), 1993
7.	.856	Rashad Madden (83-97), 2014
	.853	Patrick Beverley (58-68), 2007
9.	.849	Darrell Hawkins (45-53), 1993
10.	.844	Darian Townes (38-45), 2005

SEC CAREER (MIN. 60 ATT.)

1.	.885	Darrell Hawkins (77-87), 1992-93
2.	.863	Jannero Pargo (63-73), 2001-02
3.	.861	Rotnei Clarke (93-108), 2009-11
4.	.840	Pat Bradley (137-163), 1996-99
5.	.825	Rashad Madden (184-223), 2012-15
6.	.797	Robert Shepherd (51-64), 1992-93
7.	.783	Lee Mayberry (54-69), 1992
8.	.781	Scotty Thurman (89-114), 1993-95
9.	.779	Joe Johnson (67-86), 2000-01
10.	.766	Todd Day (72-94), 1992

FREE THROW PERCENTAGE LEADERS (MINIMUM 45 ATTEMPTS)

Season	Player	FTM	FTA	Pct.
2014-15	Rashad Madden	100	116	.862
2013-14	Rashad Madden	119	145	.821
2012-13	Coty Clarke	75	101	.743
2011-12	Mardracus Wade	66	81	.815
2010-11	Mardracus Wade	41	47	.872
2009-10	Rotnei Clarke	67	81	.827
2008-09	Rotnei Clarke	43	46	.935
2007-08	Sonny Weems	61	76	.803
2006-07	Patrick Beverley	112	138	.812
2005-06	Ronnie Brewer	144	192	.750
2004-05	Charles Thomas	53	69	.768
2003-04	Eric Ferguson	48	56	.857
2002-03	Kendrick Davis	53	67	.791
2001-02	Jannero Pargo	57	73	.781
2000-01	Jannero Pargo	43	49	.878
1999-00	Joe Johnson	60	79	.759
1998-99	Pat Bradley	71	86	.826
1997-98	Pat Bradley	74	82	.902
1996-97	Pat Bradley	63	69	.913
1995-96	Pat Bradley	39	51	.765
1994-95	Scotty Thurman	57	73	.781
1993-94	Clint McDaniel	52	69	.754
1992-93	Darrell Hawkins	96	116	.828

Season	Player	FTM	FTA	Pct.
1991-92	Darrell Hawkins	74	81	.914
1990-91	Ron Huery	126	150	.840
1989-90	Arlyn Bowers	54	68	.794
1988-89	Lenzie Howell	134	176	.761
1987-88	Allie Freeman	47	55	.855
1986-87	Philip McKellar	51	59	.864
1985-86	Mike Ratliff	94	126	.746
1984-85	William Mills	43	59	.729
1983-84	Joe Kleine	163	211	.773
1982-83	Ricky Norton	36	46	.783
1981-82	Tony Brown	52	68	.765
1980-81	U.S. Reed	106	140	.757
1979-80	U.S. Reed	74	93	.796
1978-79	Sidney Moncrief	212	248	.855
1977-78	Marvin Delph	82	94	.872
1976-77	Jim Counce	35	45	.778
1975-76	Marvin Delph	48	58	.828
1974-75	Rickey Medlock	62	66	.939
1973-74	Rickey Medlock *	87	95	.916
1972-73	Martin Terry	207	242	.855
1971-72	Vernon Murphy	98	119	.824
1970-71	Donnie Watts	62	76	.816

Season	Player	FTM	FTA	Pct.
1969-70	James Eldridge	58	81	.716
1968-69	Robert McKenzie	68	84	.810
1967-68	Robert McKenzie	109	132	.826
1966-67	David Self	40	51	.784
1965-66	J.D. McConnell	37	46	.804
1964-65	Ricky Sugg	77	89	.865
1963-64	Ricky Sugg	39	47	.830
1962-63	Tommy Boyer *	147	161	.913
1961-62	Tommy Boyer *	125	134	.933
1960-61	Jerry Carlton	101	117	.863
1959-60	Ronnie Garner	89	112	.794
1958-59	Jay Carpenter	70	96	.729
1957-58	Fred Grim	86	102	.843
1956-57	Larry Grisham	89	113	.788
1955-56	Jerald Barnett	69	93	.742
1954-55	Jerald Barnett	71	95	.747
1953-54	Raymond Shaw	49	69	.710
1952-53	Walter Kearns	46	54	.852
1951-52	Gene Lambert	57	86	.663
1950-51	D.L. Miller	57	76	.750
1949-50	Jim Cathcart	63	108	.583

* Led the NCAA

RAZORBACK BASKETBALL

THE #FASTEST40

LEADERSHIP

YEAR IN REVIEW

HISTORY

RECORDS

THE UNIVERSITY



FREE THROWS MADE



Third all-time in free throws made in SEC play, Rashad Madden is the only Arkansas native in program history to compile 1,000 points, 300 rebounds and 300 assists as a Razorback.

GAME

1.	22	Martin Terry vs. Texas A&M, 1972
2.	19	Vernon Murphy vs. Missouri-St. Louis, 1971
3.	18	Tommy Boyer vs. Texas Tech, 1963
4.	17	Corliss Williamson vs. Ole Miss, 1995
	17	Martin Terry vs. Tulane, 1973
6.	14	Courtney Fortson vs. Miss. St., 1/28/10
	14	Kareem Reid vs. Memphis, 1998
	14	Todd Day vs. Texas, 1990
	14	Joe Kleine vs. North Texas St., 1983
10.	13	Patrick Beverley vs. Oral Roberts, 12/22/06
	13	Corliss Williamson vs. Miss. St., 1994
	13	Corliss Williamson vs. LSU, 1995
	13	Joe Kleine vs. TCU, 1985

SEASON

1.	212	Sidney Moncrief, 1979
2.	207	Martin Terry, 1973
	207	Martin Terry, 1972
4.	203	Corliss Williamson, 1995
	203	Sidney Moncrief, 1978
6.	185	Joe Kleine, 1985
7.	165	Todd Day, 1991
8.	163	Joe Kleine, 1984
9.	158	Michael Qualls, 2015
10.	152	Darrell Walker, 1983

CAREER

1.	588	Sidney Moncrief, 1976-79
2.	499	Todd Day, 1989-92
3.	449	Scott Hastings, 1979-82
4.	417	Joe Kleine, 1983-85
5.	414	Martin Terry, 1972-73
6.	413	Corliss Williamson, 1993-95
7.	388	Ron Huery, 1987-88, 90-91
8.	361	Kareem Reid, 1996-99
9.	352	Charles Thomas, 2005-08
10.	333	Darrell Walker, 1981-83

SEC GAME

1.	17	Corliss Williamson vs. Ole Miss, 1995
2.	14	Courtney Fortson vs. Miss. St., 1/28/10
3.	13	Corliss Williamson vs. Miss. St., 1994
	13	Corliss Williamson vs. LSU, 1995
5.	12	Rashad Madden vs. Ole Miss, 1/17/15
	12	Rashad Madden vs. LSU, 2/15/14
	12	Courtney Fortson vs. Georgia, 2/3/10
	12	Vincent Hunter vs. Ole Miss, 1/17/04
	12	Corey Beck vs. Alabama, 1994
	12	Lee Mayberry vs. Kentucky, 1992
	12	Todd Day vs. LSU, 1992

SEC SEASON

1.	109	Corliss Williamson, 1995
2.	94	Courtney Fortson, 2010
3.	83	Rashad Madden, 2014
4.	82	Michael Qualls, 2015
5.	79	Ronnie Brewer, 2006
6.	75	Corliss Williamson, 1994
7.	72	Todd Day, 1992
8.	63	Ronnie Brewer, 2005
9.	62	Jonathon Modica, 2006
10.	60	Bobby Portis, 2015

SEC CAREER

1.	229	Corliss Williamson, 1993-95
2.	196	Ronnie Brewer, 2004-06
3.	184	Rashad Madden, 2012-15
4.	171	Jonathon Modica, 2003-06
5.	157	Kareem Reid, 1996-99
6.	137	Michael Qualls, 2013-15
	137	Marshawn Powell, 2010-13
	137	Pat Bradley, 1996-99
9.	130	Courtney Fortson, 2009-10
10.	126	Corey Beck, 1993-95

FREE THROWS MADE LEADERS

Season	Player	FTM	FTA	Pct.
2014-15	Michael Qualls	158	204	.775
2013-14	Marshawn Powell	119	145	.821
2012-13	Marshawn Powell	86	134	.642
2011-12	BJ Young	84	113	.743
2010-11	Rotnei Clarke	92	107	.860
2009-10	Courtney Fortson	104	137	.759
	Mike Washington	104	160	.650
2008-09	Mike Washington	103	171	.602
2007-08	Darian Townes	89	142	.627
2006-07	Charles Thomas	117	151	.755
2005-06	Ronnie Brewer	144	192	.750
2004-05	Ronnie Brewer	108	165	.655
2003-04	Jonathon Modica	111	142	.782
2002-03	Jonathon Modica	58	88	.659
2001-02	JJ Sullinger	72	100	.720
2000-01	Joe Johnson	68	91	.747
1999-00	Chris Walker	64	96	.667
1998-99	Kareem Reid	83	108	.769
1997-98	Kareem Reid	88	119	.739
1996-97	Kareem Reid	74	106	.698
1995-96	Kareem Reid	116	169	.686
1994-95	Corliss Williamson	203	304	.668
1993-94	Corliss Williamson	149	213	.700
1992-93	Darrell Hawkins	96	116	.828

Season	Player	FTM	FTA	Pct.
1991-92	Todd Day	97	127	.764
1990-91	Todd Day	165	221	.747
1989-90	Todd Day	139	183	.760
1988-89	Lenzie Howell	134	176	.761
1987-88	Ron Huery	82	113	.726
1986-87	Ron Huery	106	137	.774
1985-86	Mike Ratliff	94	126	.746
1984-85	Joe Kleine	185	257	.720
1983-84	Joe Kleine	163	211	.773
1982-83	Darrell Walker	152	238	.639
1981-82	Scott Hastings	131	177	.740
1980-81	Scott Hastings	139	189	.735
1979-80	Scott Hastings	125	160	.781
1978-79	Sidney Moncrief	212	248	.855
1977-78	Sidney Moncrief	203	256	.793
1976-77	Sidney Moncrief	117	171	.684
1975-76	Daryll Saulsberry	91	127	.717
1974-75	Robert Birden	65	71	.915
1973-74	Rickey Medlock *	87	95	.916
1972-73	Martin Terry	207	242	.855
1971-72	Martin Terry	207	261	.793
1970-71	Vernon Murphy	128	191	.670
1969-70	Robert McKenzie	95	145	.655

Season	Player	FTM	FTA	Pct.
1968-69	Gary Stephens	82	127	.646
1967-68	Robert McKenzie	109	132	.826
1966-67	Tommy Rowland	117	168	.696
1965-66	Steve Rousseau	123	159	.774
1964-65	Steve Rousseau	88	112	.786
1963-64	Jim Magness	93	118	.788
1962-63	Tommy Boyer	147	161	.913
1961-62	Tommy Boyer	125	134	.933
1960-61	Pat Foster	113	137	.825
1959-60	Clyde Rhoden	135	181	.746
1958-59	Clyde Rhoden	88	142	.620
1957-58	Fred Grim	86	102	.843
1956-57	Larry Grisham	89	113	.788
1955-56	Jerald Barnett	69	93	.742
1954-55	Norman Smith	92	127	.713
1953-54	Buddy Smith	71	102	.696
1952-53	Gene Lambert	96	145	.662
1951-52	Gene Lambert	57	86	.663
1950-51	Billy Hester	62	88	.705
1949-50	Jim Cathcart	63	108	.583

* Led the NCAA



GAME

1.	24	Martin Terry vs. Texas A&M, 1972
2.	23	Vernon Murphy vs. Oklahoma, 1971
3.	22	Corliss Williamson vs. Ole Miss, 1995
	22	Lawrence Stolzer vs. Ft. Chaffee, 1957
5.	21	Martin Terry vs. Tulane, 1973
	19	Kareem Reid vs. Jackson St., 1995
	19	Mario Credit vs. Ole Miss, 1988
8.	18	Courtney Fortson vs. Miss. St., 1/28/10
	18	Corliss Williamson vs. Kentucky, 1994
	18	Todd Day vs. Texas, 1990

SEASON

1.	304	Corliss Williamson, 1995
2.	261	Martin Terry, 1972
3.	257	Joe Kleine, 1985
4.	256	Sidney Moncrief, 1978
5.	248	Sidney Moncrief, 1979
6.	242	Martin Terry, 1973
7.	238	Darrell Walker, 1983
8.	221	Todd Day, 1991
9.	213	Corliss Williamson, 1994
10.	211	Joe Kleine, 1984

CAREER

1.	752	Sidney Moncrief, 1976-79
2.	668	Todd Day, 1989-92
3.	615	Corliss Williamson, 1993-95
4.	600	Scott Hastings, 1979-82
5.	577	Joe Kleine, 1983-85
6.	524	Darrell Walker, 1981-83
7.	503	Martin Terry, 1972-73
8.	502	Kareem Reid, 1996-99
9.	494	Ron Huery, 1987-88, 90-91
10.	486	Ronnie Brewer, 2004-06

SEC GAME


1.	22	Corliss Williamson vs. Ole Miss, 1995
2.	18	Courtney Fortson vs. Miss. St., 1/28/10
	18	Corliss Williamson vs. Kentucky, 1994
4.	17	Corliss Williamson vs. LSU, 1995
5.	16	Courtney Fortson at Georgia, 2/3/10
	16	Corey Beck vs. Alabama, 1994
7.	15	Todd Day vs. LSU, 1992
8.	14	Rashad Madden vs. Ole Miss, 1/17/15
	14	Bobby Portis vs. Ole Miss, 1/17/15
	14	Rashad Madden vs. LSU, 2/15/14
	14	Ronnie Brewer at Auburn, 1/21/06
	14	Vincent Hunter vs. Ole Miss, 1/17/04

SEC SEASON

1.	158	Corliss Williamson, 1995
2.	123	Courtney Fortson, 2010
3.	112	Michael Qualls, 2015
4.	105	Ronnie Brewer, 2006
5.	98	Corliss Williamson, 1994
6.	97	Rashad Madden, 2014
7.	96	Ronnie Brewer, 2005
8.	94	Todd Day, 1992
9.	86	Ronnie Brewer, 2004
10.	83	Corey Beck, 1994

SEC CAREER

1.	323	Corliss Williamson, 1993-95
2.	287	Ronnie Brewer, 2004-06
3.	244	Jonathon Modica, 2003-06
4.	223	Rashad Madden, 2012-15
5.	210	Kareem Reid, 1996-99
6.	207	Marshawn Powell, 2010-13
7.	198	Michael Qualls, 2013-15
8.	192	Corey Beck, 1993-95
9.	188	Mike Washington, 2007-10
10.	180	Darian Townes, 2005-08



Just over 28 percent of Sidney Moncrief's career points came at the free throw line, where he is the all-time leader in makes (588) and attempts (752).

FREE THROWS ATTEMPTED

Season	Player	FTM	FTA	Pct.
2014-15	Michael Qualls	158	204	.775
2013-14	Rashad Madden	119	145	.821
2012-13	Marshawn Powell	86	134	.642
2011-12	BJ Young	84	113	.743
2010-11	Delvon Johnson	75	126	.595
2009-10	Mike Washington	104	160	.650
2008-09	Mike Washington	103	171	.602
2007-08	Darian Townes	89	142	.627
2006-07	Charles Thomas	117	151	.775
2005-06	Ronnie Brewer	144	192	.750
2004-05	Ronnie Brewer	108	165	.655
2003-04	Jonathon Modica	111	142	.782
2002-03	Jonathon Modica	58	88	.659
2001-02	JJ Sullinger	72	100	.720
2000-01	Joe Johnson	68	91	.747
1999-00	Alonzo Lane	53	106	.500
1998-99	Derek Hood	75	110	.682
1997-98	Nick Davis	76	161	.472
1996-97	Kareem Reid	74	106	.698
1995-96	Kareem Reid	116	169	.686
1994-95	Corliss Williamson	203	304	.668
1993-94	Corliss Williamson	149	213	.700
1992-93	Corey Beck	82	122	.672
1991-92	Todd Day	97	127	.764

Season	Player	FTM	FTA	Pct.
1990-91	Todd Day	165	221	.747
1989-90	Todd Day	139	183	.760
1988-89	Lenzie Howell	134	176	.761
1987-88	Mario Credit	79	118	.669
1986-87	Ron Huery	106	137	.774
1985-86	Mike Ratliff	94	126	.746
1984-85	Joe Kleine	185	257	.720
1983-84	Joe Kleine	163	211	.773
1982-83	Darrell Walker	152	238	.639
1981-82	Scott Hastings	131	177	.740
1980-81	Scott Hastings	139	189	.735
1979-80	Scott Hastings	125	160	.781
1978-79	Sidney Moncrief	212	248	.855
1977-78	Sidney Moncrief	203	256	.793
1976-77	Sidney Moncrief	117	171	.684
1975-76	Darryl Saulsberry	91	127	.717
1974-75	Kent Allison	49	95	.516
1973-74	Rickey Medlock	87	95	.916
1972-73	Martin Terry	207	242	.855
1971-72	Martin Terry	207	261	.793
1970-71	Vernon Murphy	128	191	.670
1969-70	Robert McKenzie	95	145	.655
1968-69	Gary Stephens	82	127	.646

Season	Player	FTM	FTA	Pct.
1967-68	Robert McKenzie	109	132	.826
1966-67	Tommy Rowland	117	168	.696
1965-66	Steve Rousseau	123	159	.774
1964-65	Steve Rousseau	88	112	.786
1963-64	Jim Magness	93	118	.788
1962-63	Tommy Boyer	147	161	.913
1961-62	Tommy Boyer	125	134	.933
1960-61	Pat Foster	113	137	.825
1959-60	Clyde Rhoden	135	181	.746
1958-59	Clyde Rhoden	88	142	.620
1957-58	Fred Grim	86	102	.843
1956-57	Larry Grisham	89	113	.788
	Terry Day	75	113	.663
1955-56	Jerald Barnett	69	93	.742
1954-55	Pete Butler	87	139	.626
1953-54	Jerald Barnett	63	103	.612
1952-53	Gene Lambert	96	145	.662
1951-52	Walter Kearns	52	92	.565
1950-51	Billy Hester	62	88	.705
1949-50	Jim Cathcart	63	108	.583

RAZORBACK BASKETBALL

THE #FASTEST40

LEADERSHIP

YEAR IN REVIEW

HISTORY

RECORDS

THE UNIVERSITY



REBOUNDED AVERAGE

SEASON

1.	13.2	Dean Tolson (278 in 21 gms), 1974
2.	12.4	Dean Tolson (310 in 25 gms), 1973
3.	10.3#	Derek Hood (349 in 34 gms), 1999
4.	9.9	Dean Tolson (257 in 26 gms), 1972
5.	9.8#	Mike Washington (294 in 30 gms), 2009
	9.8#	Nick Davis (322 in 33 gms), 1998
7.	9.7	Ronnie Garner (233 in 24 gms), 1960
	9.7	Manuel Whitley (233 in 24 gms), 1956
9.	9.6	Sidney Moncrief (289 in 30 gms), 1979
10.	9.3	Terry Day (224 in 24 gms), 1957

Led the SEC

CAREER

1.	11.7	Dean Tolson (845 in 72 gms), 1972-74
2.	8.3	Joe Kleine (806 in 97 gms), 1982-85
	8.3	Sidney Moncrief (1,015 in 122 gms), 1976-79
4.	8.2	Kent Allison (213 in 26 gms), 1975
5.	7.9	Bobby Portis (551 in 70 gms), 2014-15
6.	7.6	Derek Hood (1,002 in 131 gms), 1996-99
7.	7.2	James Eldridge (517 in 72 gms), 1968-70
8.	7.1	Corliss Williamson (647 in 91 gms), 1993-95
	7.1	Vernon Murphy (362 in 51 gms), 1971-72
10.	6.7	Clyde Rhoden (464 in 69 gms), 1959-61

SEC SEASON

1.	9.5	Derek Hood (152 in 16 gms), 1999
2.	9.3	Bobby Portis (168 in 18 gms), 2015
3.	9.3	Nick Davis (148 in 16 gms), 1998
4.	8.9	Michael Washington (142 in 16 gms), 2009
5.	8.3	Patrick Beverley (133 in 16 gms), 2008
	8.3	Sunday Adebayo (83 in 10 gms), 1996
7.	7.8	Corliss Williamson (125 in 16 gms), 1994
	7.8	Derek Hood (125 in 16 gms), 1997
9.	7.0	Mike Washington (105 in 15 gms), 2010
10.	6.9	Marshawn Powell (111 in 16 gms), 2010

SEC CAREER

1.	8.1	Bobby Portis (291 in 36 gms), 2014-15
2.	7.3	Derek Hood (468 in 64 gms), 1996-99
3.	6.9	Todd Day (110 in 16 gms), 1992
4.	6.8	Corliss Williamson (297 in 44 gms), 1993-95
5.	6.5	Oliver Miller (104 in 16 gms), 1992
6.	6.3	Patrick Beverley (202 in 32 gms), 2007-08
7.	6.0	Joe Johnson (181 in 30 gms), 2000-01
8.	5.8	Roosevelt Wallace (93 in 16 gms), 1992
9.	5.7	Marshawn Powell (287 in 50 gms), 2010-13
	5.7	Coty Clarke (205 in 36 gms), 2013-14



Dean Tolson averaged 11.7 rebounds over three seasons at Arkansas, highlighted by the top two single-season performances.

REBOUNDED AVERAGE LEADERS

Season	Player	Games	Reb.	Avg.	Season	Player	Games	Reb.	Avg.	Season	Player	Games	Reb.	Avg.
2014-15	Bobby Portis	36	321	8.9	1992-93	Corliss Williamson	18	92	5.1	1971-72	Dean Tolson	26	257	9.9
2013-14	Bobby Portis	34	230	6.8	1991-92	Oliver Miller	34	261	7.7	1970-71	Vernon Murphy	26	230	8.8
2012-13	Marshawn Powell	32	174	5.4	1990-91	Oliver Miller	38	294	7.7	1969-70	Robert McKenzie	24	182	7.6
2011-12	Devonta Abron	32	135	4.2	1989-90	Oliver Miller	35	219	6.3	1968-69	James Eldridge	24	170	7.1
2010-11	Delvon Johnson	31	223	7.2	1988-89	Lenzie Howell	32	224	7.0	1967-68	Gary Stephens	24	182	7.6
2009-10	Marshawn Powell	32	215	6.7	1987-88	Andrew Lang	30	218	7.3	1966-67	Tommy Rowland	23	206	8.9
2008-09	Michael Washington #	30	294	9.8	1986-87	Andrew Lang	32	240	7.5	1965-66	John Talkington	23	196	8.5
2007-08	Patrick Beverley	35	231	6.6	1985-86	Andrew Lang	26	168	6.5		J. D. McConnell	23	196	8.5
2006-07	Charles Thomas	35	195	5.7	1984-85	Joe Kleine	35	294	8.4	1964-65	J. D. McConnell	22	153	7.0
2005-06	Darian Townes	32	164	5.1	1983-84	Joe Kleine	32	293	9.2	1963-64	Jim Magness	23	127	5.5
2004-05	Ronnie Brewer	30	145	4.8	1982-83	Joe Kleine	30	219	7.3	1962-63	Jim Wilson	24	181	7.5
2003-04	Ronnie Brewer	28	153	5.5	1981-82	Scott Hastings	29	175	6.0	1961-62	Jim Wilson	24	158	6.6
2002-03	Dionisio Gomez	28	186	6.6	1980-81	Scott Hastings	32	173	5.4	1960-61	Ronnie Garner	23	180	7.8
2001-02	Dionisio Gomez	28	139	5.0	1979-80	Scott Hastings	29	194	6.7	1959-60	Ronnie Garner	24	233	9.7
2000-01	Joe Johnson	30	193	6.4	1978-79	Sidney Moncrief	30	289	9.6	1958-59	Jay Carpenter	24	211	8.8
1999-00	Joe Johnson	23	132	5.7	1977-78	Sidney Moncrief	36	278	7.7	1957-58	Harry Thompson	27	218	8.1
1998-99	Derek Hood #	34	349	10.3	1976-77	Sidney Moncrief	28	235	8.4	1956-57	Terry Day	24	224	9.3
1997-98	Nick Davis #	33	322	9.8	1975-76	Sidney Moncrief	28	213	7.6	1955-56	Manuel Whitley	24	233	9.7
1996-97	Derek Hood #	32	257	8.0	1974-75	Kent Allison	26	213	8.2	1954-55	Pete Butler	24	173	7.2
1995-96	Derek Hood	33	200	6.1	1973-74	Dean Tolson	21	278	13.2	1953-54	Raymond Shaw	23	138	6.0
1994-95	Corliss Williamson	39	293	7.5	1972-73	Dean Tolson	25	310	12.4	1952-53	Walter Kearns	21	143	6.8
1993-94	Corliss Williamson	34	262	7.7										

Led the SEC



Bobby Portis set a program freshman record with 230 rebounds in 2013-14 and followed it up with an Arkansas sophomore record 321 boards in 2014-15.

GAME

1.	23	Nick Davis vs. Jackson State, 1997
2.	22	Dean Tolson vs. Texas, 1973
	22	Dean Tolson vs. Rice, 1973
	22	Dean Tolson vs. TCU, 1972
5.	21	Dean Tolson vs. Rice, 1973
	21	Dean Tolson vs. S. Illinois, 1973
	21	Doug Campbell vs. Rockhurst, 1972
8.	20	Dean Tolson vs. Rice, 1974
	20	John Talkington vs. Texas, 1966
10.	19	Dean Tolson 4 times, vs. Baylor, 1974, vs. Texas, 1974, vs. TCU, 1974, vs. Rice, 1972

SEASON

1.	349	Derek Hood, 1999
2.	322	Nick Davis, 1998
3.	321	Bobby Portis, 2015
4.	310	Dean Tolson, 1973
5.	294	Michael Washington, 2009
	294	Oliver Miller, 1991
	294	Joe Kleine, 1985
8.	293	Corliss Williamson, 1995
	293	Joe Kleine, 1984
10.	289	Sidney Moncrief, 1979

CAREER

1.	1,015	Sidney Moncrief, 1976-79
2.	1,002	Derek Hood, 1996-99
3.	886	Oliver Miller, 1989-92
4.	845	Dean Tolson, 1972-74
5.	806	Joe Kleine, 1983-85
6.	690	Andrew Lang, 1985-88
7.	680	Scott Hastings, 1979-82
8.	673	Todd Day, 1989-92
9.	651	Mike Washington, 2007-10
10.	647	Corliss Williamson, 1993-95

SEC GAME

1.	18	Mike Washington vs. Florida, 3/12/09
2.	17	Dionisio Gomez vs. Georgia, 1/18/03
	17	Derek Hood vs. Mississippi St., 1999
	17	Nick Davis vs. Alabama, 1998
	17	Nick Davis vs. Auburn, 1998
6.	16	Steven Hill vs. Alabama, 1/27/07
	16	Nick Davis vs. Georgia, 1996
	16	Corliss Williamson vs. Kentucky, 1994
	16	Todd Day vs. Tennessee, 1992
10.	15	Bobby Portis vs. LSU, 3/7/15
	15	Patrick Beverley at LSU, 1/26/08
	15	Charles Thomas at Georgia, 3/5/06
	15	Mike Washington vs. Miss St., 1/10/09

SEC SEASON

1.	168	Bobby Portis, 2015
2.	152	Derek Hood, 1999
3.	148	Nick Davis, 1998
4.	142	Michael Washington, 2009
5.	133	Patrick Beverley, 2008
6.	125	Corliss Williamson, 1994
7.	123	Bobby Portis, 2014
8.	112	Coty Clarke, 2014
9.	111	Marshawn Powell, 2010
10.	110	Todd Day, 1992

SEC CAREER

1.	468	Derek Hood, 1996-99
2.	315	Mike Washington, 2007-10
3.	303	Darian Townes, 2005-08
4.	297	Corliss Williamson, 1993-95
5.	291	Bobby Portis, 2014-15
6.	287	Marshawn Powell, 2010-13
7.	262	Charles Thomas, 2005-08
8.	261	Ronnie Brewer, 2004-06
9.	258	Jonathon Modica, 2003-06
10.	247	Nick Davis, 1996-98

REBOUND LEADERS

Season	Player	Games	Reb.	Avg.
2014-15	Bobby Portis	36	321	8.9
2013-14	Bobby Portis	34	230	6.8
2012-13	Marshawn Powell	32	174	5.4
2011-12	Devonta Abron	32	135	4.2
2010-11	Delvon Johnson	31	223	7.2
2009-10	Marshawn Powell	32	215	6.7
2008-09	Michael Washington	30	294	9.8
2007-08	Patrick Beverley	35	231	6.6
2006-07	Charles Thomas	35	195	5.7
2005-06	Darian Townes	32	164	5.1
2004-05	Ronnie Brewer	30	145	4.8
2003-04	Ronnie Brewer	28	153	5.5
2002-03	Dionisio Gomez	28	186	6.6
2001-02	Dionisio Gomez	28	139	5.0
2000-01	Joe Johnson	30	193	6.4
1999-00	Chris Walker	34	154	4.5
1998-99	Derek Hood	34	349	10.3
1997-98	Nick Davis	33	322	9.8
1996-97	Derek Hood	32	257	8.0
1995-96	Derek Hood	33	200	6.1
1994-95	Corliss Williamson	39	293	7.5
1993-94	Corliss Williamson	34	262	7.7

Season	Player	Games	Reb.	Avg.
1992-93	Darrell Hawkins	31	140	4.5
1991-92	Oliver Miller	34	261	7.7
1990-91	Oliver Miller	38	294	7.7
1989-90	Oliver Miller	35	219	6.3
1988-89	Lenzie Howell	32	224	7.0
1987-88	Andrew Lang	30	218	7.3
1986-87	Andrew Lang	32	240	7.5
1985-86	Andrew Lang	26	168	6.5
1984-85	Joe Kleine	35	294	8.4
1983-84	Joe Kleine	32	293	9.2
1982-83	Joe Kleine	30	219	7.3
1981-82	Scott Hastings	29	175	6.0
1980-81	Scott Hastings	32	173	5.4
1979-80	Scott Hastings	29	194	6.7
1978-79	Sidney Moncrief	30	289	9.6
1977-78	Sidney Moncrief	36	278	7.7
1976-77	Sidney Moncrief	28	235	8.4
1975-76	Sidney Moncrief	28	213	7.6
1974-75	Kent Allison	26	213	8.2
1973-74	Dean Tolson	21	278	13.2
1972-73	Dean Tolson	25	310	12.4

Season	Player	Games	Reb.	Avg.
1971-72	Dean Tolson	26	257	9.9
1970-71	Vernon Murphy	26	230	8.8
1969-70	Robert McKenzie	24	182	7.6
1968-69	James Eldridge	24	170	7.1
1967-68	Gary Stephens	24	182	7.6
1966-67	Tommy Rowland	23	206	8.9
1965-66	John Talkington	23	196	8.5
	J. D. McConnell	23	196	8.5
1964-65	J. D. McConnell	22	153	7.0
1963-64	Jim Magness	23	127	5.5
1962-63	Jim Wilson	24	181	7.5
1961-62	Jim Wilson	24	158	6.6
1960-61	Ronnie Garner	23	180	7.8
1959-60	Ronnie Garner	24	233	9.7
1958-59	Jay Carpenter	24	211	8.8
1957-58	Harry Thompson	24	218	9.1
1956-57	Terry Day	24	224	9.3
1955-56	Manuel Whitley	24	233	9.7
1954-55	Pete Butler	24	173	7.2
1953-54	Raymond Shaw	23	138	6.0
1952-53	Walter Kearns	21	143	6.8

RAZORBACK BASKETBALL

THE #FASTEST40

LEADERSHIP

YEAR IN REVIEW

HISTORY

RECORDS

THE UNIVERSITY



THREE-POINT FG PERCENTAGE



Scotty Thurman shot over 42 percent from long range each of his three seasons, making 80 or more threes each year.

GAME (MINIMUM 4 ATT.)

1.	1.000	Patrick Beverley vs. Auburn (6-6), 3/8/08
	1.000	Mardracus Wade at Georgia (5-5), 2/8/12
	1.000	Sonny Weems vs. LSU (5-5), 1/26/08
	1.000	Anton Beard at Ole Miss (4-4), 2/14/15
	1.000	Anthlon Bell vs. Alabama State (4-4), 11/16/14
	1.000	Kikko Haydar vs. Michigan (4-4), 12/8/12
	1.000	Courtney Fortson at S. Alabama (4-4), 11/26/08
	1.000	Brandon Dean vs. Northwestern (La.) St. (4-4), 12/20/00
	1.000	Chris Walker vs. Mississippi St. (4-4), 2000
	1.000	Chris Walker vs. Texas-Arlington (4-4), 2000
	1.000	Jason Gilbert vs. Providence (4-4), 1999
	1.000	Dwight Stewart vs. Georgetown (4-4), 1994
	1.000	Arlyn Bowers vs. SMU (4-4), 1989
	1.000	Lee Mayberry vs. Rice (4-4), 1989

SEASON (MINIMUM 33 ATT.)

1.	.504	Lee Mayberry (65-129), 1990
2.	.490	Corey Beck (24-49), 1995
3.	.489	Arlyn Bowers (23-47), 1989
4.	.485	Mike Ratliff (16-33), 1987
5.	.477	Arlyn Bowers (41-86), 1991
6.	.476	Mardracus Wade (70-147), 2012
7.	.458	Chris Walker (33-72), 1999
8.	.452	Darell Hawkins (19-42), 1993
9.	.446	Lee Mayberry (33-74), 1989
10.	.443	Joe Johnson (35-79), 2001

CAREER (MINIMUM 300 ATT.)

1.	.432	Scotty Thurman (267-618), 1993-95
2.	.425	Jannero Pargo (168-395), 2001-02
3.	.424	Lee Mayberry (218-514), 1989-92
4.	.420	Rotnei Clarke (274-653), 2009-11
5.	.401	Al Dillard (138-344), 1994-95
6.	.400	Pat Bradley (366-915), 1996-99
7.	.384	Todd Day (226-588), 1989-92
8.	.382	Patrick Beverley (138-361), 2007-08
9.	.365	TJ Cleveland (115-315), 1999-02
10.	.358	Jonathon Modica (153-427), 2003-06

SEC GAME (MINIMUM 4 ATT.)

1.	1.000	Patrick Beverley (6-6) vs. Auburn, 3/8/08
	1.000	Mardracus Wade (5-5) at Georgia, 2/8/12
	1.000	Sonny Weems (5-5) vs. LSU, 1/26/08
	1.000	Anton Beard at Ole Miss (4-4), 2/14/15
	1.000	Chris Walker vs. Mississippi St. (4-4), 2000

SEC SEASON (MIN. 50 ATT.)

1.	.474	Rotnei Clarke (45-95), 2011
2.	.465	Al Dillard (33-71), 1995
3.	.451	Teddy Gipson (23-51), 2000
4.	.447	Patrick Beverley (38-85), 2008
5.	.440	Joe Johnson (22-50), 2000
6.	.439	Scotty Thurman (47-107), 1995
7.	.438	Mardracus Wade (32-73), 2012
8.	.437	Jannero Pargo (52-119), 2002
9.	.436	Lee Mayberry (34-78), 1992
	.436	Scotty Thurman (44-101), 1993

SEC CAREER (MIN. 75 ATT.)

1.	.436	Lee Mayberry (34-78), 1992
2.	.433	Joe Johnson (39-90), 2000-01
3.	.429	Scotty Thurman (130-303), 1993-95
4.	.425	Patrick Beverley (77-181), 2007-08
5.	.421	Jannero Pargo (93-221), 2001-02
6.	.418	Chris Walker (46-110), 1997-00
	.418	Robert Shepherd (33-79), 1992-93
8.	.408	Todd Day (40-98), 1992
9.	.405	Rotnei Clarke (136-336), 2009-11
10.	.400	Davor Rimac (34-85), 1992-95

THREE-POINT PCT. LEADERS (MINIMUM 50 ATTEMPTS)

Season	Player	3PTM	3PTA	Pct.
2014-15	Rashad Madden	46	122	.377
2013-14	Coty Clarke	25	58	.431
2012-13	Kikko Haydar	27	69	.391
2011-12	Mardracus Wade #	70	147	.476
2010-11	Rotnei Clarke	91	208	.438
2009-10	Rotnei Clarke #	100	234	.427
2008-09	Rotnei Clarke	83	211	.393
2007-08	Patrick Beverley	65	172	.378
2006-07	Patrick Beverley	73	189	.386
2005-06	Jonathon Modica	55	157	.350
2004-05	Jonathon Modica	30	70	.429
2003-04	Billy Pharis	25	66	.379
2002-03	Jonathon Modica	31	86	.360
2001-02	Jannero Pargo	95	220	.432
2000-01	Joe Johnson	35	79	.443
1999-00	TJ Cleveland	49	118	.415

Season	Player	3PTM	3PTA	Pct.
1998-99	Chris Walker	33	72	.458
1997-98	Pat Bradley	93	242	.384
1996-97	Pat Bradley	98	230	.426
1995-96	Pat Bradley	82	198	.414
1994-95	Scotty Thurman #	102	239	.427
1993-94	Scotty Thurman	85	198	.429
1992-93	Scotty Thurman	80	181	.442
1991-92	Todd Day	57	133	.429
1990-91	Arlyn Bowers	41	86	.477
1989-90	Lee Mayberry	65	129	.504
1988-89	Lee Mayberry	33	74	.446
1987-88	Ron Huery	27	69	.391
1986-87	Philip McKellar	31	72	.431

Led the SEC



GAME

1.	13#	Rotnei Clarke vs. Alcorn St., 11/13/09
2.	12	Al Dillard vs. Delaware St., 1993
3.	10	Rotnei Clarke vs. East Tenn. St., 11/27/09
	10	Pat Bradley vs. North Texas, 1998
5.	9	Lee Mayberry vs. LSU, 1992
6.	8	Pat Bradley vs. Troy St., 1996
7.	7	Seven times by five players (Last: Anthlon Bell vs. Ole Miss, 3-5-14)

SEC Record

SEASON

1.	102	Scotty Thurman, 1995
2.	100	Rotnei Clarke, 2010
3.	98	Pat Bradley, 1997
4.	95	Jannero Pargo, 2002
5.	93	Pat Bradley, 1998
	93	Pat Bradley, 1999
7.	91	Rotnei Clarke, 2011
8.	85	Scotty Thurman, 1994
9.	83	Rotnei Clarke, 2009
10.	82	Pat Bradley, 1996

CAREER

1.	366	Pat Bradley, 1996-99
2.	274	Rotnei Clarke, 2009-11
3.	267	Scotty Thurman, 1993-95
4.	226	Todd Day, 1989-92
5.	218	Lee Mayberry, 1989-92
6.	168	Jannero Pargo, 2001-02
7.	160	Eric Ferguson, 2003-06
8.	153	Jonathon Modica, 2003-06
9.	149	Brandon Dean, 1999-02
10.	148	Anthlon Bell, 2013-Pres.

SEC GAME


1.	9	Lee Mayberry vs. LSU, 1992
2.	8	Tarik Wallace vs. Auburn, 1998
3.	7	Anthlon Bell vs. Ole Miss, 3/5/14
	7	Jannero Pargo at Miss. St., 2/27/02
	7	Jannero Pargo at Alabama, 1/30/02
	7	Jannero Pargo at Florida, 1/26/02
	7	Todd Day vs. Auburn, 1992
	7	Scotty Thurman vs. Auburn, 1995
	7	Pat Bradley vs. South Carolina, 1998
	7	Pat Bradley vs. South Carolina, 1996

SEC SEASON

1.	52	Jannero Pargo, 2002
2.	47	Scotty Thurman, 1995
	47	Pat Bradley, 1998
4.	46	Rotnei Clarke, 2009
5.	45	Rotnei Clarke, 2011
	45	Rotnei Clarke, 2010
7.	44	Pat Bradley, 1997
	44	Scotty Thurman, 1993
9.	41	Jannero Pargo, 2001
10.	40	Todd Day, 1992
	40	Sonny Weems, 2008

SEC CAREER

1.	159	Pat Bradley, 1996-99
2.	136	Rotnei Clarke, 2009-11
3.	130	Scotty Thurman, 1993-95
4.	94	Jonathon Modica, 2003-06
5.	93	Jannero Pargo, 2001-02
6.	84	Eric Ferguson, 2003-06
7.	77	Patrick Beverley, 2007-08
8.	76	Brandon Dean, 1999-02
9.	68	Anthlon Bell, 2013-Pres.
	68	Mardracus Wade, 2011-14



Pat Bradley held the SEC record until 2014 with a three in 60 consecutive games and is the only Arkansas player to lead the team in threes four times.

THREE-POINT FGS MADE LEADERS

Season	Player	3PTM	3PTA	Pct.
2014-15	Anthlon Bell	65	185	.351
2013-14	Anthlon Bell	50	151	.331
	Rashad Madden	50	125	.400
2012-13	Anthlon Bell	33	104	.317
2011-12	Mardracus Wade	70	147	.476
2010-11	Rotnei Clarke	91	208	.438
2009-10	Rotnei Clarke	100	234	.427
2008-09	Rotnei Clarke	83	211	.393
2007-08	Patrick Beverley	65	172	.378
2006-07	Patrick Beverley	73	189	.386
2005-06	Jonathon Modica	55	157	.350
2004-05	Eric Ferguson	44	119	.370
2003-04	Jonathon Modica	37	114	.325
2002-03	Eric Ferguson	46	150	.307
2001-02	Jannero Pargo	95	220	.432
2000-01	Jannero Pargo	73	175	.417

Season	Player	3PTM	3PTA	Pct.
1999-00	TJ Cleveland	49	118	.415
1998-99	Pat Bradley	93	245	.380
1997-98	Pat Bradley	93	242	.384
1996-97	Pat Bradley	98	230	.426
1995-96	Pat Bradley	82	198	.414
1994-95	Scotty Thurman	102	239	.427
1993-94	Scotty Thurman	85	198	.429
1992-93	Scotty Thurman	80	181	.442
1991-92	Lee Mayberry	63	162	.389
1990-91	Todd Day	67	189	.354
1989-90	Todd Day	71	176	.403
1988-89	Lee Mayberry	33	74	.446
	Keith Wilson	33	116	.284
1987-88	Tim Scott	41	116	.353
1986-87	Tim Scott	53	162	.327

RAZORBACK BASKETBALL

THE #FASTEST40

LEADERSHIP

YEAR IN REVIEW

HISTORY

RECORDS

THE UNIVERSITY



THREE-POINT FGS ATTEMPTED

GAME

1.	24 #	Pat Bradley vs. North Texas, 1998
2.	22	Al Dillard vs. Delaware St., 1993
3.	17	Rotnei Clarke vs. Alcorn St., 11/13/09
	17	Rotnei Clarke vs. East Tenn. St., 11/27/09
5.	14	Stef Welsh vs. Ole Miss, 3/4/09
	14	Jannero Pargo at Alabama, 1/30/02
	14	Pat Bradley vs. Miss. St., 1999
8.	13	Five times by three players (Last: Jason Gilbert vs. Santa Clara, 1999)

SEC Record

SEASON

1.	245	Pat Bradley, 1999
2.	242	Pat Bradley, 1998
3.	239	Scotty Thurman, 1995
4.	234	Rotnei Clarke, 2010
5.	230	Pat Bradley, 1997
6.	220	Jannero Pargo, 2002
7.	211	Rotnei Clarke, 2009
8.	208	Rotnei Clarke, 2011
9.	202	Tarik Wallace, 1998
10.	198	Pat Bradley, 1996
	198	Scotty Thurman, 1994

CAREER

1.	915	Pat Bradley, 1996-99
2.	653	Rotnei Clarke, 2009-11
3.	618	Scotty Thurman, 1993-95
4.	588	Todd Day, 1989-92
5.	514	Lee Mayberry, 1989-92
6.	480	Eric Ferguson, 2003-06
7.	452	Stef Welsh, 2007-10
8.	440	Anthlon Bell, 2013-Pres.
9.	431	Brandon Dean, 1999-02
10.	427	Jonathon Modica, 2003-06

SEC GAME


1.	14	Stef Welsh vs. Ole Miss, 3/4/09
	14	Jannero Pargo at Alabama, 1/30/02
	14	Pat Bradley vs. Miss. St., 1999
4.	13	Tarik Wallace vs. Kentucky, 1998
	13	Scotty Thurman vs. Auburn, 1995
	13	Scotty Thurman vs. LSU, 1994
	13	Scotty Thurman vs. Ole Miss, 1993
8.	12	Rotnei Clarke at LSU, 2/24/10
	12	Rotnei Clarke vs. Vanderbilt, 2/27/10
	12	Rotnei Clarke vs. Ole Miss, 3/4/09
	12	Stef Welsh vs. Auburn, 1/24/09
	12	Lee Mayberry vs. LSU, 1992

SEC SEASON

1.	121	Rotnei Clarke, 2009
2.	120	Rotnei Clarke, 2010
3.	119	Jannero Pargo, 2002
	119	Pat Bradley, 1998
5.	117	Pat Bradley, 1997
6.	107	Scotty Thurman, 1995
7.	106	Pat Bradley, 1996
8.	102	Jannero Pargo, 2001
9.	101	Scotty Thurman, 1993
10.	98	Todd Day, 1992

SEC CAREER

1.	429	Pat Bradley, 1996-99
2.	336	Rotnei Clarke, 2009-11
3.	303	Scotty Thurman, 1993-95
4.	266	Eric Ferguson, 2003-06
5.	263	Jonathon Modica, 2003-06
6.	223	Brandon Dean, 1999-02
7.	221	Jannero Pargo, 2001-02
8.	217	Stef Welsh, 2007-10
9.	213	Anthlon Bell, 2013-Pres.
10.	207	Rashad Madden, 2012-15



Pat Bradley ranks fifth all-time with 1,765 career points, taking 65 percent of his field goal attempts from three-point land.

THREE-POINT FIELD GOALS ATTEMPTED LEADERS

Season	Player	3PTM	3PTA	Pct.
2014-15	Anthlon Bell	65	185	.351
2013-14	Anthlon Bell	50	151	.331
2012-13	BJ Young	25	110	.227
2011-12	Mardracus Wade	70	147	.476
2010-11	Rotnei Clarke	91	208	.438
2009-10	Rotnei Clarke	100	234	.427
2008-09	Rotnei Clarke	83	211	.393
2007-08	Patrick Beverley	65	172	.378
2006-07	Patrick Beverley	73	189	.386
2005-06	Jonathon Modica	55	157	.350
2004-05	Eric Ferguson	44	119	.370
2003-04	Jonathon Modica	37	114	.325
2002-03	Eric Ferguson	46	150	.307
2001-02	Jannero Pargo	95	220	.432
2000-01	Jannero Pargo	73	175	.417
1999-00	Chris Walker	44	119	.370

Season	Player	3PTM	3PTA	Pct.
1998-99	Pat Bradley	93	245	.380
1997-98	Pat Bradley	93	242	.384
1996-97	Pat Bradley	98	230	.426
1995-96	Pat Bradley	82	198	.414
1994-95	Scotty Thurman	102	239	.427
1993-94	Scotty Thurman	85	198	.429
1992-93	Scotty Thurman	80	181	.442
1991-92	Lee Mayberry	63	162	.389
1990-91	Todd Day	67	189	.354
1989-90	Todd Day	71	176	.403
1988-89	Keith Wilson	33	116	.284
1987-88	Tim Scott	41	116	.353
1986-87	Tim Scott	53	162	.327



Kareem Reid is the only player in program history to lead Arkansas in assists four straight years, while his 749 assists rank second in SEC history.

GAME

- 15 Dontell Jefferson vs. Portland St., 11/18/05
- 15 Kareem Reid vs. Jackson St., 1996
- 14 Kareem Reid vs. North Texas, 1998
- 14 Kareem Reid vs. Troy St., 1996
- 14 Kareem Reid vs. LSU, 1996
- 13 Lee Mayberry vs. Texas A&M, 1991
- 12 Kareem Reid vs. Florida, 1996
- 12 Oliver Miller vs. LSU, 1992
- 12 Keith Wilson vs. Loyola-Marymount, 1989
- 11 Five times by three players
(Last: Courtney Fortson vs. Florida, 1/21/10)

SEASON

- 219 Kareem Reid, 1996
- 209 Lee Mayberry, 1991
- 207 Corey Beck, 1995
- 202 Lee Mayberry, 1992
- 191 Alvin Robertson, 1984
- 183 Kareem Reid, 1997
- 183 Lee Mayberry, 1990
- 181 Kareem Reid, 1999
- 172 Courtney Fortson, 2009
- 169 Gary Ervin, 2007
- 169 Corey Beck, 1994

CAREER

- 749 Kareem Reid, 1996-99
- 729 Lee Mayberry, 1989-92
- 483 Corey Beck, 1993-95
- 379 Eric Ferguson, 2003-06
- 370 Rashad Madden, 2012-15
- 351 Ron Huery, 1987-88, 90-91
- 341 Alvin Robertson, 1982-84
- 319 Todd Day, 1989-92
- 303 Gary Ervin, 2007-08
- 303 Keith Wilson, 1987-89

SEC GAME

- 14 Kareem Reid vs. LSU, 1996
- 12 Kareem Reid vs. Florida, 1995
- 12 Oliver Miller vs. LSU, 1992
- 11 Courtney Fortson vs. Florida, 1/21/10
- 11 Gary Ervin vs. Alabama, 1/6/07
- 10 Six times
(Last: Courtney Fortson vs. Alabama, 1/16/10)

SEC SEASON

- 107 Kareem Reid, 1996
- 95 Courtney Fortson, 2010
- 93 Lee Mayberry, 1992
- 88 Gary Ervin, 2007
- 87 Corey Beck, 1994
- 84 Corey Beck, 1995
- 80 Rashad Madden, 2015
- 77 Courtney Fortson, 2009
- 75 Kareem Reid, 1997
- 75 Kareem Reid, 1998
- 70 Eric Ferguson, 2005

SEC CAREER

- 326 Kareem Reid, 1996-99
- 231 Corey Beck, 1993-95
- 207 Eric Ferguson, 2003-06
- 194 Rashad Madden, 2012-15
- 172 Courtney Fortson, 2009-10
- 154 Ronnie Brewer, 2004-06
- 150 Gary Ervin, 2007-08
- 115 Scotty Thurman, 1993-95
- 112 TJ Cleveland, 1999-02
- 111 Brandon Dean, 1999-02

ASSIST LEADERS

Season	Player	Games	Assists	Avg.
2014-15	Rashad Madden	36	164	4.55
2013-14	Rashad Madden	33	91	2.75
2012-13	BJ Young	31	105	3.39
2011-12	Julysses Nobles	32	99	3.09
2010-11	Julysses Nobles	31	92	2.97
2009-10	Courtney Fortson	18	103	5.72
2008-09	Courtney Fortson	29	172	5.93
2007-08	Gary Ervin	35	134	3.83
2006-07	Gary Ervin	35	169	4.83
2005-06	Dontell Jefferson	32	142	4.44
2004-05	Eric Ferguson	30	128	4.27
2003-04	Ronnie Brewer	28	94	3.36
2002-03	Eric Ferguson	28	91	3.25
2001-02	Jannero Pargo	29	96	3.31
2000-01	TJ Cleveland	31	83	2.68
1999-00	TJ Cleveland	26	76	2.92
1998-99	Kareem Reid	34	181	5.32

Season	Player	Games	Assists	Avg.
1997-98	Kareem Reid	32	166	5.18
1996-97	Kareem Reid #	32	183	5.72
1995-96	Kareem Reid	33	219	6.64
1994-95	Corey Beck	39	207	5.31
1993-94	Corey Beck	34	169	4.97
1992-93	Corey Beck	30	107	3.57
1991-92	Lee Mayberry	34	202	5.94
1990-91	Lee Mayberry	38	209	5.50
1989-90	Lee Mayberry	35	183	5.23
1988-89	Keith Wilson	32	138	4.31
1987-88	Keith Wilson	28	80	2.86
1986-87	Ron Huery	33	89	2.70
1985-86	Scott Rose	24	60	2.50
1984-85	William Mills	32	143	4.47
1983-84	Alvin Robertson	32	191	5.97
1982-83	Alvin Robertson	28	101	3.61

Season	Player	Games	Assists	Avg.
1981-82	Darrell Walker	29	101	3.48
1980-81	Darrell Walker	31	103	3.32
1979-80	Alan Zahn	29	74	2.55
1978-79	Sidney Moncrief	30	80	2.67
1977-78	Jim Counce	36	119	3.31

Led the SEC

RAZORBACK BASKETBALL

THE #FASTEST40

LEADERSHIP

YEAR IN REVIEW

HISTORY

RECORDS

THE UNIVERSITY



BLOCKED SHOTS LEADERS



As a junior in 1990-91, Oliver Miller set a program single-season record with 112 blocks and also passed out over 100 assists.

GAME

1.	10	Steven Hill vs. Texas St., 12/6/05
	10	Oliver Miller vs. Texas, 1990
3.	9	Oliver Miller vs. Louisiana Tech, 1991
	9	Oliver Miller vs. S. Alabama, 1991
5.	8	Delvon Johnson vs. Seton Hall, 12/8/10
	8	Steven Hill vs. UTPA, 12/30/05
	8	Andrew Lang vs. Texas Tech, 1987
	8	Andrew Lang vs. Rice, 1987
9.	7	11 times by six players
		(Last: Hunter Mickelson vs. LSU, 1/14/12)

SEASON

1.	112	Oliver Miller, 1991
2.	99	Steven Hill, 2007
3.	91	Delvon Johnson, 2011
	91	Steven Hill, 2006
5.	88	Oliver Miller, 1992
6.	85	Oliver Miller, 1990
	85	Andrew Lang, 1987
8.	80	Nick Davis, 1998
9.	79	Andrew Lang, 1988
10.	74	Steven Hill, 2008

CAREER

1.	345	Oliver Miller, 1989-92
2.	318	Steven Hill, 2005-08
3.	252	Andrew Lang, 1985-88
4.	194	Darian Townes, 2005-08
5.	130	Nick Davis, 1996-98
6.	111	Hunter Mickelson, 2011-13
	111	Larry Satchell, 2000-03
8.	107	Delvon Johnson, 2010-11
	107	Mike Washington, 2007-2010
10.	104	Bobby Portis, 2014-15

SEC GAME

1.	7	Hunter Mickelson vs. LSU, 1/14/12
2.	7	Delvon Johnson vs. Georgia, 2/2/11
	7	Steven Hill at Alabama, 1/18/06
	7	Nick Davis vs. Miss. St., 1998
5.	6	Bobby Portis at LSU, 2/1/14
	6	Steven Hill vs. LSU, 1/11/06
	6	Nick Davis vs. Tennessee, 1998
	6	Nick Davis vs. Tennessee, 1998
9.	5	12 times by nine players
		(Last: Moses Kingsley at Mississippi St., 2/21/15)

SEC SEASON

1.	50	Steven Hill, 2007
2.	46	Steven Hill, 2006
3.	44	Nick Davis, 1998
4.	41	Steven Hill, 2008
5.	40	Oliver Miller, 1992
6.	35	Bobby Portis, 2014
	35	Delvon Johnson, 2011
8.	34	Bobby Portis, 2015
9.	33	Hunter Mickelson, 2012
10.	30	Larry Satchell, 2001

SEC CAREER

1.	153	Steven Hill, 2005-08
2.	75	Darian Townes, 2005-08
3.	74	Larry Satchell, 2000-03
4.	69	Bobby Portis, 2014-15
5.	65	Nick Davis, 1996-98
6.	54	Hunter Mickelson, 2012-13
7.	53	Mike Washington, 2007-10
8.	52	Marshawn Powell, 2010-13
9.	46	Lee Wilson, 1994-97
10.	45	Corliss Williamson, 1993-95

BLOCKS LEADERS

Season	Player	Games	Blocks	Avg.
2014-15	Bobby Portis	36	50	1.39
2013-14	Bobby Portis	34	54	1.58
2012-13	Hunter Mickelson	32	39	1.22
2011-12	Hunter Mickelson	32	72	2.25
2010-11	Delvon Johnson	31	91	2.94
2009-10	Marshawn Powell	32	42	1.31
2008-09	Mike Washington	30	39	1.30
2007-08	Steven Hill	35	74	2.11
2006-07	Steven Hill	35	99	2.83
2005-06	Steven Hill	32	91	2.84
2004-05	Steven Hill	30	54	1.80
2003-04	Rashard Sullivan	26	28	1.08
2002-03	Larry Satchell	24	29	1.21
2001-02	Larry Satchell	26	20	0.78
2000-01	Larry Satchell	31	45	1.50

Season	Player	Games	Blocks	Avg.
1999-00	Alonzo Lane	34	34	1.00
1998-99	Chris Jefferies	34	46	1.35
1997-98	Nick Davis	33	80	2.42
1996-97	Nick Davis	27	31	1.15
1995-96	Lee Wilson	33	32	0.97
1994-95	Corliss Williamson	39	33	0.85
1993-94	Corliss Williamson	34	39	1.15
1992-93	Corliss Williamson	18	22	1.22
1991-92	Oliver Miller	34	88	2.59
1990-91	Oliver Miller	38	112	2.95
1989-90	Oliver Miller	35	85	2.43
1988-89	Oliver Miller	30	60	2.00
1987-88	Andrew Lang	30	79	2.63
1986-87	Andrew Lang	32	85	2.66
1985-86	Andrew Lang	26	65	2.50

Season	Player	Games	Blocks	Avg.
1984-85	Andrew Lang	33	23	0.70
1983-84	Joe Kleine	32	21	0.66
1982-83	Darrell Walker	30	11	0.37
1981-82	Scott Hastings	29	23	0.79
1980-81	Darrell Walker	31	28	0.90
1979-80	Scott Hastings	29	17	0.59
1978-79	U.S. Reed	30	19	0.63
	Steve Schall	30	19	0.63
1977-78	Steve Schall	36	47	1.31



GAME

1.	9	Robert Shepherd vs. Arizona, 1994
2.	8	Clint McDaniel vs. Florida A&M, 1995
	8	Darrell Hawkins vs. Holy Cross, 1993
	8	Keith Wilson vs. Rice, 1989
	8	Alvin Robertson vs. Virginia, 1984
	8	Alvin Robertson vs. Purdue, 1983
	8	Todd Day vs. Texas A&M, 1991
8.	7	Todd Day vs. Vanderbilt, 1992
	7	TJ Cleveland vs. LSU, 3/11/00
	7	Ronnie Brewer vs. La.-Monroe, 12/31/04

SEASON

1.	102 #	Clint McDaniel, 1995
2.	100	Lee Mayberry, 1991
3.	97	Keith Wilson, 1989
4.	92	Alvin Robertson, 1984
5.	88	Alvin Robertson, 1983
6.	87	Robert Shepherd, 1993
7.	85	Todd Day, 1991
8.	84	Darrell Walker, 1983
9.	83	Ronnie Brewer, 2006
10.	82	Todd Day, 1990

SEC Record

CAREER

1.	291	Lee Mayberry, 1989-92
2.	271	Todd Day, 1989-92
3.	251	Kareem Reid, 1996-99
4.	230	Darrell Walker, 1981-83
5.	226	TJ Cleveland, 1999-02
	226	Clint McDaniel, 1992-95
7.	217	Alvin Robertson, 1982-84
8.	216	Ronnie Brewer, 2004-06
9.	207	Ron Huery, 1987-88, 90-91
10.	188	Keith Wilson, 1987-89

SEC GAME

1.	7	Todd Day vs. Vanderbilt, 1992
2.	6	Marshawn Powell vs. Vanderbilt, 1/12/13
	6	Ronnie Brewer vs. Florida, 2/28/04
	6	Clint McDaniel vs. Ole Miss, 1995
	6	Clint McDaniel vs. Ole Miss, 1994
	6	Todd Day vs. LSU, 1992
	6	Lee Mayberry vs. Vanderbilt, 1992
8.	5	Nine times by six players (Last: Bobby Portis at LSU, 2/1/14)

SEC SEASON

1.	45	Robert Shepherd, 1993
2.	43	Todd Day, 1992
3.	38	Ronnie Brewer, 2004
4.	36	Ronnie Brewer, 2005
	36	Lee Mayberry, 1992
	36	Clint McDaniel, 1995
7.	35	Corey Beck, 1994
8.	33	Kareem Reid, 1997
9.	32	Mardracus Wade, 2013
10.	31	Kareem Reid, 1996

SEC CAREER

1.	121	Kareem Reid, 1996-99
2.	103	Ronnie Brewer, 2004-06
3.	91	TJ Cleveland, 1999-02
4.	90	Brandon Dean, 1999-02
5.	87	Eric Ferguson, 2003-06
	87	Clint McDaniel, 1992-95
7.	81	Mardracus Wade, 2011-14
8.	75	Corey Beck, 1993-95
9.	72	Pat Bradley, 1996-99
10.	71	Robert Shepherd, 1992-93



One of two players in program history with 50 or more steals four straight years, Lee Mayberry was the first Razorback with 100 in a season in 1990-91.

STEAL LEADERS

Season	Player	Games	Steals	Avg.
2014-15	Bobby Portis	36	39	1.08
2013-14	Coty Clarke	34	51	1.50
2012-13	Mardracus Wade	32	54	1.69
2011-12	Mardracus Wade	32	49	1.53
	Julysses Nobles	32	49	1.53
2010-11	Julysses Nobles	31	35	1.13
2009-10	Rotnei Clarke	31	36	1.13
2008-09	Courtney Fortson	29	33	1.14
2007-08	Sonny Weems	34	45	1.32
2006-07	Patrick Beverley	35	61	1.74
2005-06	Ronnie Brewer #	32	83	2.59
2004-05	Ronnie Brewer	30	76	2.53
2003-04	Ronnie Brewer	28	57	2.04
2002-03	Eric Ferguson	28	52	1.86
2001-02	TJ Cleveland	29	56	1.93

Season	Player	Games	Steals	Avg.
2000-01	TJ Cleveland	31	61	1.97
1999-00	TJ Cleveland	26	70	2.70
1998-99	Kareem Reid	34	57	1.68
1997-98	Kareem Reid	32	61	1.91
1996-97	Kareem Reid	32	68	2.13
1995-96	Kareem Reid	33	65	1.97
1994-95	Clint McDaniel	37	102	2.76
1993-94	Corey Beck	34	68	2.00
1992-93	Robert Shepherd #	31	87	2.81
1991-92	Lee Mayberry	34	75	2.21
1990-91	Lee Mayberry	38	100	2.63
1989-90	Todd Day	35	82	2.34
1988-89	Keith Wilson	32	97	3.03
1987-88	Tim Scott	30	52	1.73

Season	Player	Games	Steals	Avg.
1986-87	Ron Huery	33	59	1.79
1985-86	Byron Irvin	28	31	1.11
1984-85	Charles Balentine	35	45	1.29
1983-84	Alvin Robertson	32	92	2.88
1982-83	Alvin Robertson	28	88	3.14
1981-82	Darrell Walker	29	67	2.31
1980-81	Darrell Walker	31	79	2.55
1979-80	U.S. Reed	29	36	1.24
1978-79	Sidney Moncrief	30	44	1.47
1977-78	Ron Brewer	36	77	2.14

Led the SEC

RAZORBACK BASKETBALL

THE #FASTEST40

LEADERSHIP

YEAR IN REVIEW

HISTORY


RECORDS

THE UNIVERSITY




CLASS RECORDS


Category	Freshman	Sophomore	Junior	Senior
Scoring Average.....	Scotty Thurman..... 17.4, 1993	Corliss Williamson..... 20.4, 1994	Martin Terry..... 24.3, 1972	Martin Terry..... 28.3, 1973
Points.....	Scotty Thurman..... 540, 1993	Corliss Williamson..... 695, 1994	Todd Day..... 786, 1991	Joe Kleine..... 773, 1985
FG Percentage.....	Charles Ballentine..... .889, 1982	Sidney Moncrief..... .649, 1977	Oliver Miller..... .704, 1991	Steven Hill..... .678, 2008
FG Made.....	Scotty Thurman..... 204, 1993	Corliss Williamson..... 273, 1994	Corliss Williamson..... 283, 1995	Joe Kleine..... 294, 1985
FG Attempted.....	Scotty Thurman..... 439, 1993	Todd Day..... 483, 1990	Todd Day..... 586, 1991	Martin Terry..... 508, 1793
FT Percentage.....	Rotnei Clarke..... .935, 2009	Charles Tatum..... .952, 2001	Tommy Boyer..... .933, 1962	Rickey Medlock..... .939, 1975
FT Made.....	Kareem Reid..... 116, 1996	Corliss Williamson..... 149, 1994	Martin Terry..... 207, 1972	Sidney Moncrief..... 212, 1979
FT Attempted.....	Kareem Reid..... 169, 1996	Corliss Williamson..... 213, 1994	Corliss Williamson..... 304, 1995	Joe Kleine..... 257, 1985
Rebounding Average.....	Sidney Moncrief..... 7.6, 1976	Dean Tolson..... 9.9, 1972	Dean Tolson..... 12.4, 1973	Dean Tolson..... 13.2, 1974
Rebounds.....	Bobby Portis..... 230, 2014	Bobby Portis..... 321, 2015	Dean Tolson..... 310, 1973	Derek Hood..... 349, 1999
3pt Percentage.....	Lee Mayberry..... .446, 1989	Lee Mayberry..... .504, 1990	Chris Walker..... .458, 1999	Corey Beck..... .490, 1995
3pt Made.....	Rotnei Clarke..... 83, 2009	Rotnei Clarke..... 100, 2010	Scotty Thurman..... 102, 1995	Jannero Pargo..... 95, 2002
3pt Attempted.....	Rotnei Clarke..... 211, 2009	Rotnei Clarke..... 234, 2010	Pat Bradley..... 242, 1998	Pat Bradley..... 245, 1999
Assists.....	Kareem Reid..... 219, 1996	Lee Mayberry..... 183, 1990	Lee Mayberry..... 209, 1991	Corey Beck..... 207, 1995
Blocks.....	Hunter Mickelson..... 72, 2012	Steven Hill..... 91, 2006	Oliver Miller..... 112, 1991	Delvon Johnson..... 91, 2011
Steals.....	Kareem Reid..... 65, 1996	Todd Day..... 82, 1990	Lee Mayberry..... 100, 1991	Clint McDaniel..... 102, 1995



Scotty Thurman owns four freshman class records including scoring average at 17.4 per game in 1993.



Corliss Williamson's dominant sophomore season gave him six Arkansas class records.



Joe Kleine scored 773 points as a senior and also holds senior records for free throws attempted and field goals made.



POINTS

Game: 166 vs. U.S. International, 12/9/89
 Season: *3,783, 1991
 SEC Game: 117 vs. Auburn, 1/15/94
 SEC Season: 1,468, 1992

SCORING AVERAGE

Season: 99.6, 1991
 SEC Season: 91.8, 1992

FIELD GOALS

Game: 68 vs. U.S. International, 12/9/89
 Season: 1,414, 1991
 SEC Game: 43 vs. Auburn, 1/15/94
 SEC Season: 529, 1992

FIELD GOALS ATTEMPTED

Game: 101 vs. U.S. International, 12/9/89
 Season: 2,820, 1991
 SEC Game: 88 vs. Mississippi St., 2/20/93
 SEC Season: 1,089, 2015

FIELD-GOAL PERCENTAGE

Game: .794 vs. Texas Tech (27-34), 2/20/79
 Season: *.546, 1978 (1,060-1,943)
 SEC Game: .621 vs. Miss. St. (41-66), 2/20/93
 SEC Season: .497, 1993 (521-1,049)

THREE-POINT FIELD GOALS

Game: 21 vs. Troy St., 12/10/96
 Season: *361, 1995
 SEC Game: 17 vs. Auburn, 1/15/95
 vs. Auburn, 2/21/98
 SEC Season: 143, 1995

THREE-POINT FGS ATTEMPTED

Game: 54 vs. North Texas, 12/30/98
 Season: 917, 1995
 SEC Game: 38 vs. Ole Miss, 3/4/09
 SEC Season: 391, 2002

THREE-POINT FG PERCENTAGE

Game: .667 vs. LSU (10-15), 1/26/08
 (Min. 8 att.) Prairie View A&M (8-12), 12/18/04
 Western Carolina (14-21), 12/7/98
 Season: .395 (210-532), 1993
 SEC Game: .667 vs. LSU (10-15), 1/26/08
 SEC Season: .400 (110-275), 1992

FREE THROWS MADE

Game: 48 vs. Ole Miss, 1/17/04
 Season: 713, 1991
 SEC Game: 48 vs. Ole Miss, 1/17/04
 SEC Season: 300, 1992

FREE THROWS ATTEMPTED

Game: 65 vs. TCU, 3/1/55
 Season: 975, 1991
 SEC Game: 53 vs. Ole Miss, 1/17/04
 SEC Season: 400, 1992

FREE THROW PERCENTAGE

Game: (Min. 8 att.) 2/27/14; 1,000 vs Kentucky (16-16)
 1/8/66; 1,000 vs. Texas Tech (12-12),
 1/9/75; 1,000 vs. Centenary (12-12),
 Season: .776, 1962 (502-646)
 SEC Game: .941 vs. LSU (16-17), 2/12/05
 SEC Season: .750 (300 of 400), 1992

REBOUNDS

Game: 77 vs. Jackson St., 11/22/02
 Season: 1,540, 1991
 SEC Game: 61 vs. Ole Miss, 1/18/92
 SEC Season: 616, 1994

REBOUND AVERAGE

Season: 52.0, 1974
 SEC Season: 38.5, 1994

STEALS

Game: 26 vs. La.-Monroe, 11/25/00
 Season: *467, 1991
 SEC Game: 21 vs. Mississippi St., 1/15/92
 SEC Season: 185, 1992

ASSISTS

Game: 47 vs. U.S. International, 12/9/89
 Season: 819, 1991
 SEC Game: 32 vs. Mississippi St., 2/20/93
 SEC Season: 299, 1993

BLOCKED SHOTS

Game: 18 vs. Missouri, 12/5/95
 Season: 229, 1991
 SEC Game: 13 vs. South Carolina, 2/19/14
 SEC Season: 99, 2015

PERSONAL FOULS

Game: 38 vs. Missouri, 12/3/60
 Season: 789, 1995
 SEC Game: 33 vs. Ole Miss, 1/9/99
 SEC Season: 367, 2013

TURNOVERS

Game: 32 vs. Providence, 11/16/07
 Grambling, 11/28/86
 Season: 633, 1995
 SEC Game: 28 vs. Auburn, 2/5/00
 SEC Season: 258, 2003

GAMES IN A SEASON

- 39* 1994-95 (32-7)
- 38 1990-91 (34-4)
- 36 2014-15 (27-9)
- 35 2007-08 (23-12)
- 35 2006-07 (21-14)
- 35 1989-90 (30-5)
- 35 1984-85 (22-13)

WINS IN A SEASON

- 34* 1990-91 (4 losses)
- 32 1994-95 (7 losses)
- 32 1977-78 (4 losses)
- 31 1993-94 (3 losses)
- 30 1989-90 (5 losses)
- 27 2014-15 (9 losses)
- 26 1991-92 (8 losses)
- 26 1982-83 (4 losses)
- 26 1976-77 (2 losses)
- 25 1988-89 (7 losses)
- 25 1983-84 (7 losses)
- 25 1978-79 (5 losses)

WINS IN AN SEC SEASON

- 14 1994 (2 losses)
- 13 2015 (5 losses)
- 13 1992 (3 losses)
- 12 1995 (4 losses)
- 11 1998 (5 losses)
- 10 2014 (8 losses)
- 10 2013 (8 losses)
- 10 2006 (6 losses)
- 10 2001 (6 losses)
- 10 1993 (6 losses)

* Led the NCAA

RAZORBACK BASKETBALL

THE #FASTEST40

LEADERSHIP

YEAR IN REVIEW

HISTORY

RECORDS

THE UNIVERSITY



TEAM RECORDS

POINTS

Game

- 166 vs. U.S. International (101), 12/9/89
- 137 vs. Troy St. (70), 1997
- 131 vs. Montevallo (63), 1994
- 131 vs. Baylor (109), 1972
- 130 vs. Alcorn St. (68), 11/13/10
- 129 vs. Texas Southern (63), 1994
- 128 vs. Bethune-Cookman (46), 1992
- 127 vs. Jackson St. (74), 1997
- 126 vs. Jackson St. (66), 1991
- 123 vs. Delaware St. (66), 1994
- 123 vs. Quincy College (60), 1992
- 123 vs. Jackson St. (76), 1992

Season

- *3,783 1990-91 (38 games)
- *#3,416 1994-95 (39 games)
- 3,345 1989-90 (35 games)
- 3,176 1993-94 (34 games)
- 3,053 1991-92 (34 games)
- 2,870 1988-89 (32 games)
- 2,787 2014-15 (36 games)
- 2,723 2013-14 (34 games)
- 2,716 1997-98 (33 games)
- 2,705 1977-78 (36 games)

SEC Game

- 117 vs. Auburn (105), 1994
- 115 vs. Mississippi St. (58), 1993
- 114 vs. Ole Miss (93), 1992
- 110 vs. Ole Miss (80), 2014
- 110 vs. Auburn (92), 1992
- 108 vs. LSU (105), 1994
- 107 vs. Auburn (83), 1998
- 106 vs. LSU (92), 1992
- 105 vs. LSU (81), 1995
- 105 vs. Kentucky (88), 1992

SEC Season

- 1,468 1992 (16 games)
- 1,408 1993 (16 games)
- 1,390 1994 (16 games)
- 1,366 2014 (18 games)
- 1,362 1995 (16 games)
- 1,352 2015 (18 games)
- 1,293 1998 (16 games)
- 1,208 2013 (18 games)
- 1,198 1996 (16 games)
- 1,191 1999 (16 games)

SCORING AVERAGE

Season

- 99.6 1990-91 (3783 points - 38 games)
- 95.6 1989-90 (3345 points - 35 games)
- 93.4# 1993-94 (3176 points - 34 games)
- 89.8# 1991-92 (3053 points - 34 games)
- 89.7 1988-89 (2870 points - 32 games)
- 88.5 1971-72 (2301 points - 26 games)
- 87.6# 1994-95 (3416 points - 31 games)
- 86.9 1992-93 (2695 points - 31 games)
- 86.3 1970-71 (2245 points - 26 games)
- 85.1 1973-74 (2212 points - 26 games)

SEC Season

- 91.8 1992 (1,468 points - 16 games)
- 88.0 1993 (1,408 points - 16 games)
- 86.9 1994 (1,390 points - 16 games)
- 85.1 1995 (1,362 points - 16 games)
- 80.8 1998 (1,293 points - 16 games)
- 75.9 2014 (1,366 points - 18 games)
- 75.1 2015 (1,352 points - 18 games)
- 74.9 1996 (1,198 points - 16 games)
- 74.4 1999 (1,191 points - 16 games)
- 73.9 2010 (1,183 points - 16 games)

FIELD GOALS MADE

Game

- 68 vs. U.S. International, 12/9/89
- 57 vs. Troy St., 1999
- 51 vs. Baylor, 1972
- 50 vs. Montevallo, 1994
- 50 vs. Quincy College, 1992
- 48 vs. Montevallo, 1995
- 48 vs. Delaware St., 1994
- 48 vs. Bethune-Cookman, 1992
- 48 vs. TCU, 1976
- 48 vs. Jackson St., 1992

Season

- 1,414 1990-91 (2,820 attempts)
- 1,229 1989-90 (2,440 attempts)
- 1,223 1994-95 (2,634 attempts)
- 1,154 1993-94 (2,363 attempts)
- 1,128 1991-92 (2,275 attempts)
- 1,071 1988-89 (2,172 attempts)
- 1,060 1977-78 (1,943 attempts)
- 995 1992-93 (2,039 attempts)
- 984 1997-98 (2,208 attempts)
- 980 1998-99 (2,206 attempts)

SEC Game

- 43 vs. Auburn (83 attempts), 1994
- 41 vs. Miss. St. (66 attempts), 1993
- 41 vs. LSU (84 attempts), 1993
- 40 vs. Auburn (73 attempts), 1998
- 38 vs. Vanderbilt (76 attempts), 1993
- 38 vs. Ole Miss (81 attempts), 1992
- 38 vs. Ole Miss (83 attempts), 1992
- 37 vs. Ole Miss (77 attempts), 2014
- 37 vs. Georgia (76 attempts), 3/1/09
- 37 vs. LSU (64 attempts), 1992
- 37 vs. Vanderbilt (68 attempts), 1993
- 37 vs. Vanderbilt (73 attempts), 1992
- 37 vs. Miss. St. (77 attempts), 1997
- 37 vs. Florida (77 attempts), 1995
- 37 vs. Florida (82 attempts), 1998

SEC Season

- 529 1992 (1,075 attempts)
- 521 1993 (1,049 attempts)
- 502 1994 (1,058 attempts)
- 476 2015 (1,089 attempts)
- 472 1998 (1,065 attempts)
- 469 1995 (1,048 attempts)
- 450 2014 (1,102 attempts)
- 443 1996 (1,021 attempts)
- 433 2013 (1,057 attempts)
- 432 1999 (1,006 attempts)

FIELD GOALS ATTEMPTED

Game

- 101 vs. U.S. International, 12/9/89
- 99 vs. Troy St., 1999
- 97 vs. Western Kentucky, 1974
- 95 vs. Texas, 1957
- 94 vs. Jackson St., 1991
- 94 vs. TCU, 1964
- 94 vs. Jackson St., 1992

Season

- 2,820 1990-91 (1,414 made)
- 2,634 1994-95 (1,223 made)
- 2,440 1989-90 (1,229 made)
- 2,363 1993-94 (1,154 made)
- 2,275 1991-92 (1,128 made)
- 2,208 1997-98 (984 made)
- 2,206 1998-99 (980 made)
- 2,196 2014-15 (978 made)
- 2,172 1988-89 (1,071 made)
- 2,168 1999-2000 (931 made)

SEC Game

- 88 vs. Tennessee (35 made), 1993
- 84 vs. LSU (41 made), 1994
- 83 vs. Auburn (43 made), 1994
- 83 vs. Ole Miss (38 made), 1992
- 82 vs. Florida (37 made), 1998
- 81 vs. Ole Miss (38 made), 1992
- 80 vs. Auburn (31 made), 1995
- 78 vs. Alabama (36 made), 1994
- 77 vs. Ole Miss (37 made), 2014
- 77 vs. Mississippi St. (37 made), 1997
- 77 vs. Florida (37 made), 1995
- 77 vs. LSU (35 made), 1999
- 77 vs. Mississippi St. (26 made), 1994

SEC Season

- 1,102 2014 (450 made)
- 1,089 2015 (476 made)
- 1,075 1992 (529 made)
- 1,065 1998 (472 made)
- 1,058 1994 (502 made)
- 1,057 2013 (433 made)
- 1,049 1993 (521 made)
- 1,048 1995 (469 made)
- 1,021 1996 (443 made)
- 1,007 1997 (422 made)

FIELD-GOAL PERCENTAGE

Game

- .794 vs. Texas Tech, 1979 (27 of 34)
- .744 vs. Baylor, 1979 (29 of 39)
- .727 vs. Alabama St., 1984 (32 of 44)
- .707 vs. Rice, 1978 (29 of 41)
- .683 vs. SMU, 1984 (28 of 41)
- .680 vs. Wake Forest, 1977 (34 of 50)
- .679 vs. Rice, 1983 (36 of 53)
- .676 vs. Texas, 1985 (25 of 37)
- .673 vs. U.S. International, 1990 (68 of 101)
- .673 vs. SE Missouri St., 1984 (37 of 55)
- .671 vs. Baylor, 1990 (43 of 64)
- .667 vs. Texas A&M, 1982 (34 of 51)
- .667 vs. Nebraska, 1982 (26 of 39)
- .667 vs. TCU, 1978 (28 of 42)
- .667 vs. SW Missouri St., 1979 (38 of 57)

Season

- *.546 1977-78 (1,060-1,943)
- *.545 1976-77 (849-1,558)
- .537 1983-84 (831-1,547)
- .535 1978-79 (849-1,587)
- .534 1981-82 (806-1,510)
- .531 1975-76 (910-1,715)
- .530 1974-75 (807-1,524)
- .525 1982-83 (833-1,586)
- .522 1980-81 (850-1,629)
- .515 1984-85 (899-1,744)

SEC Game

- .621 vs. Mississippi St. (41-66), 1993
- .607 vs. Auburn (34-56), 1992
- .586 vs. LSU (34-58), 1993
- .583 vs. Vanderbilt (28-48), 3/1/08
- .578 vs. LSU (37-64), 1992
- .577 vs. Auburn (30-52), 1/10/08
- .574 vs. Vanderbilt (31-54), 1/29/11
- .571 vs. Alabama (32-56), 1/20/01
- .571 vs. Georgia (36-63), 1993
- .569 vs. Auburn (29-51), 2/11/06

SEC Season

- .497 1993 (521-1,049)
- .492 1992 (529-1,075)
- .474 1994 (502-1,058)
- .466 2007 (404-867)
- .455 2008 (420-923)
- .453 2006 (416-918)
- .448 1995 (469-1,048)
- .443 1998 (472-1,065)
- .437 2015 (476-1,089)
- .435 2012 (390-897)



THREE-POINT FIELD GOALS

Game	
1. 21#	vs. Troy State (37 attempts), 12/10/96
2. 20	vs. Texas Southern (36 attempts), 1994
3. 19	vs. North Texas (54 attempts), 1999
19	vs. Montevallo (36 attempts), 1994
5. 18	vs. Delaware St. (45 attempts), 1994
6. 17	vs. Ole Miss (30 attempts), 2014
17	vs. Auburn (28 attempts), 1998
17	vs. Auburn (36 attempts), 1995
9. 16	vs. Alcorn St. (30 attempts), 11/13/10
16	vs. Louisville (36 attempts), 1998
16	vs. Missouri (25 attempts), 1994

Season

1. 361**	1994-95 (917 attempts)
2. 301	1993-94 (777 attempts)
3. 296	1998-99 (808 attempts)
4. 292	1999-00 (832 attempts)
5. 274	1996-97 (736 attempts)
6. 273	2000-01 (741 attempts)
7. 253	2013-14 (698 attempts)
8. 242	1990-91 (633 attempts)
9. 238	2014-15 (681 attempts)
10. 237	1997-98 (671 attempts)

SEC Game

1. 17	vs. Ole Miss (30 attempts), 3/5/14
17	vs. Auburn (28 attempts), 1998
17	vs. Auburn (36 attempts), 1995
4. 14	vs. Ole Miss (38 attempts), 3/4/09
14	vs. Vanderbilt (25 attempts), 1995
14	vs. LSU (34 attempts), 1994
7. 13	Seven times

SEC Season

1. 143	1995 (364 attempts)
2. 142	2014 (384 attempts)
3. 135	2002 (391 attempts)
4. 133	2001 (366 attempts)
133	2000 (369 attempts)
6. 130	1997 (377 attempts)
7. 118	1999 (345 attempts)
8. 117	1994 (340 attempts)
9. 115	2015 (347 attempts)
115	1998 (302 attempts)

THREE-POINT FGS ATTEMPTS

Game	
1. 54#	vs. North Texas (19 made), 1999
2. 45	vs. Delaware St. (18 made), 1994
3. 38	vs. Ole Miss (14 made), 3/4/09
38	vs. Texas-Arlington (14 made), 2000
38	vs. Montevallo (14 made), 1995
6. 37	vs. UNT (10 made), 12/5/01
37	vs. Iowa (12 made), 1999
37	vs. Troy St. (21 made), 1997
9. 36	vs. Centenary (15 made), 11/28/00
36	vs. LSU (13 made), 1999
36	vs. Louisville (16 made), 1998
36	vs. Auburn (17 made), 1995
36	vs. Texas Southern (20 made), 1994
36	vs. Montevallo (19 made), 1994

Season

1. 917#	1994-95 (361 made)
2. 832	1999-00 (292 made)
3. 808	1998-99 (296 made)
4. 777	1993-94 (301 made)
5. 741	2000-01 (273 made)
6. 736	1996-97 (274 made)
7. 698	2013-14 (253 made)
8. 694	2001-02 (232 made)
9. 681	2014-15 (238 made)
10. 671	1997-98 (237 made)

SEC Game

1. 38	vs. Ole Miss (14 made), 3/4/09
2. 36	vs. LSU (13 made), 1999
36	vs. Auburn (17 made), 1995
4. 35	vs. Vanderbilt (11 made), 1997
5. 34	vs. LSU (14 made), 1994
6. 32	vs. LSU (11 made), 2000
7. 31	at LSU (13 made), 1/13/02
31	vs. Alabama (13 made), 1994
9. 30	vs. Ole Miss (17 made), 3/5/14
30	at Alabama (11 made), 1/30/02
30	vs. Auburn (12 made), 1999
30	vs. LSU (11 made), 1995
30	vs. Kentucky (9 made), 1998
30	vs. Tennessee (9 made), 1993

SEC Season

1. 391	2002 (135 made)
2. 384	2014 (142 made)
3. 383	2013 (108 made)
4. 377	1997 (130 made)
5. 369	2000 (133 made)
6. 366	2001 (133 made)
7. 364	1995 (143 made)
8. 356	2009 (108 made)
9. 347	2015 (115 made)
10. 345	1999 (118 made)

THREE-POINT FG PERCENTAGE

Game (Minimum 8 Attempts)

1. .667	vs. LSU (10-15), 1/26/08
	vs. Prairie View A&M (8-12), 12/18/04
	vs. Western Carolina (14-21), 1999
4. .650	vs. Hartford (13-20), 12/23/04
5. .647	vs. Winthrop (11-17), 11/19/04
6. .640	vs. Missouri (16-25), 1994
7. .625	at Vanderbilt (10-16), 2/8/14
.625	vs. Michigan St. (5-8), 1996
.625	vs. Bethune-Cookman (10-16), 1992
.625	vs. Auburn (10-16), 1992
.625	vs. Florida St. (10-16), 1991

Season (Minimum 320 Attempts)

1. .395	1992-93 (210-532)
2. .394#	1994-95 (361-917)
.394	1989-90 (197-500)
4. .387	1993-94 (301-777)
5. .382	1990-91 (242-633)
6. .374	1991-92 (193-516)
7. .372	2004-05 (182-489)
.372	1996-97 (274-736)
9. .368	2000-01 (273-741)
10. .366	1998-99 (296-808)

SEC Game (Minimum 8 Attempts)

1. .667	vs. LSU (10-15), 1/26/08
2. .625	at Vanderbilt (10-16), 2/8/14
.625	vs. Auburn (10-16), 1992
4. .607	vs. Auburn (17-28), 1998
5. .600	vs. South Carolina (12-20), 1998
6. .588	vs. Mississippi St. (10-17), 2000
7. .583	vs. LSU (7-12), 2/12/11
8. .571	vs. Auburn (8-14), 1993
9. .567	vs. Ole Miss (17-30), 3/5/14
10. .565	vs. LSU (13-23), 1992

SEC Season (Minimum 250 Attempts)

1. .400	1992 (110-275)
2. .393	1995 (143-364)
3. .387	1993 (108-279)
4. .381	1998 (115-302)
5. .370	2014 (142-384)
.370	2012 (107-289)
7. .369	2008 (113-306)
8. .363	2001 (133-366)
9. .360	2000 (133-364)
10. .354	2007 (95-268)

FREE THROWS MADE

Game	
1. 48	vs. Ole Miss, 1/17/04
2. 46	vs. TCU, 1955
3. 41	vs. Kentucky, 1992
41	vs. Rice, 1972

Season

1. 713	1990-91 (975 attempts)
2. 690	1989-90 (942 attempts)
3. 621	1971-72 (882 attempts)
4. 616	1986-87 (892 attempts)
5. 614	2013-14 (846 attempts)
6. 609	1994-95 (902 attempts)
7. 604	1991-92 (815 attempts)
8. 593	2014-15 (819 attempts)
9. 587	1988-89 (868 attempts)
10. 585	1977-78 (781 attempts)

SEC Game

1. 48	vs. Ole Miss (53 attempts), 1/17/04
2. 41	vs. Kentucky (49 attempts), 1992
3. 32	vs. Auburn (39 attempts), 1992
32	vs. Ole Miss (41 attempts), 1994
32	vs. Ole Miss (45 attempts), 1995
6. 30	vs. Ole Miss (39 attempts), 1/17/15
30	vs. Ole Miss (39 attempts), 1992
30	vs. Kentucky (40 attempts), 1993
9. 29	at Missouri (37 attempts), 2/13/14
29	vs. Kentucky (41 attempts), 1/14/14
29	vs. Ole Miss (40 attempts), 2/15/06

SEC Season

1. 324	2014 (443 attempts)
2. 300	1992 (400 attempts)
3. 285	2015 (398 attempts)
4. 281	1995 (395 attempts)
5. 269	1994 (386 attempts)
6. 260	2011 (364 attempts)
7. 258	1993 (369 attempts)
8. 250	2010 (357 attempts)
9. 248	2006 (359 attempts)
10. 234	2013 (359 attempts)
234	1998 (353 attempts)

FREE THROWS ATTEMPTED

Game	
1. 65	vs. TCU, 1955
2. 55	vs. Rice, 1972
3. 53	vs. Ole Miss, 1/17/04
53	vs. Northeastern Illinois, 1997
5. 49	vs. Kentucky, 1992
49	vs. Northeast Louisiana, 1991

Season

1. 975	1990-91 (713 made)
2. 942	1989-90 (690 made)
3. 902	1994-95 (609 made)
4. 892	1986-87 (616 made)
5. 882	1971-72 (621 made)
6. 868	1988-89 (587 made)
7. 846	2013-14 (614 made)
8. 834	1993-94 (567 made)
9. 820	1970-71 (583 made)
10. 819	2014-15 (593 made)

SEC Game

1. 53	vs. Ole Miss (48 made), 1/17/04
2. 49	vs. Kentucky (41 made), 1992
3. 46	vs. Ole Miss (26 made), 1998
4. 45	vs. Ole Miss (32 made), 1995
5. 42	vs. Florida (26 made), 2/18/06
42	vs. Ole Miss (28 made), 1993
7. 41	vs. Alabama (29 made), 1/22/15
41	vs. Kentucky (29 made), 1/14/14
41	vs. Ole Miss (32 made), 1994
10. 40	vs. Ole Miss (29 made), 2/15/06
40	vs. Kentucky (30 made), 1993

** NCAA Record | * Led the NCAA || # Led the SEC

RAZORBACK BASKETBALL

THE #FASTEST40

LEADERSHIP

YEAR IN REVIEW

HISTORY

RECORDS

THE UNIVERSITY



TEAM RECORDS

SEC Season

1.	443	2014 (324 made)
2.	400	1992 (300 made)
3.	398	2015 (285 made)
4.	395	1995 (281 made)
5.	386	1994 (269 made)
6.	369	1993 (258 made)
7.	364	2011 (260 made)
8.	359	2013 (234 made)
	359	2006 (248 made)
10.	357	2010 (250 made)

FREE-THROW PERCENTAGE Game (Minimum 10 Attempts)

1.	1.000	at Kentucky (16-16), 2/27/14
	1.000	vs. Centenary (12-12), 1975
	1.000	vs. Texas Tech (12-12), 1966
4.	.952	vs. SMU (20-21), 1978
5.	.950	vs. Ole Miss (19-20), 3/5/14
6.	.941	vs. LSU (16-17), 2/12/05
	.941	vs. Houston (16-17), 1978
8.	.938	vs. Rice (30-32), 1982
9.	.937	vs. TCU (15-16), 1959
10.	.926	at LSU (25-27), 2/1/14

Season (Minimum 450 Attempts)

1.	.776	1961-62 (502-647)
2.	.750	1965-66 (411-548)
3.	.749	1977-78 (585-781)
4.	.746	1962-63 (434-582)
5.	#.741	1991-92 (604-815)
6.	.737	1967-68 (440-597)
7.	.732	1989-90 (690-942)
8.	.731	1990-91 (713-975)
9.	.726	2013-14 (614-846)
10.	.724	2014-15 (593-819)

SEC Game (Minimum 12 Attempts)

1.	1.000	at Kentucky (16-16), 2/27/14
2.	.950	vs. Ole Miss (19-20), 3/5/14
3.	.941	vs. LSU (16-17), 2/12/05
4.	.926	at LSU (25-27), 2/1/14
5.	.923	vs. Vanderbilt (12-13), 1997
	.923	vs. Tennessee (12-13), 1993
7.	.917	vs. South Carolina (22-24), 2/21/04
	.917	vs. Alabama (11-12), 1999
	.917	vs. South Carolina (11-12), 1994
10.	.875	vs. South Carolina (14-16), 1999
	.875	vs. Alabama (14-16), 2000

SEC Season (Minimum 250 Attempts)

1.	.750	1992 (300-400)
2.	.731	2014 (324-443)
3.	.716	2015 (285-398)
4.	.714	2011 (260-364)
5.	.711	1995 (281-395)
6.	.702	2007 (217-309)
	.702	2001 (212-302)
8.	.700	2010 (250-357)
9.	.699	1993 (258-369)

REBOUNDING

Game		
1.	77	vs. Jackson St., 11/22/02
2.	73	vs. Rice, 1960
3.	72	vs. Texas, 1957
4.	71	vs. Rockhurst, 1972
	71	vs. Ole Miss, 1965

Season

1.	1,540	1990-91 (38 games)
2.	1,528	1994-95 (39 games)
3.	1,416	1993-94 (34 games)
4.	1,352	1973-74 (26 games)
5.	1,319	1991-92 (34 games)
6.	1,314	1995-96 (33 games)
7.	1,306	1997-98 (33 games)
8.	1,296	1989-90 (35 games)
9.	1,290	2014-15 (36 games)
10.	1,274	2007-08 (35 games)

SEC Game

1.	61	vs. Ole Miss, 1992
2.	51	vs. Alabama, 1998
3.	49	vs. Auburn, 2/14/01
	49	vs. Mississippi St., 1997
5.	48	vs. LSU, 1994
6.	47	vs. Alabama, 1/22/15
	47	vs. Ole Miss, 2/9/08
	47	vs. LSU, 1995
	47	vs. Alabama, 1995
10.	46	Four Times

SEC Season

1.	626	2014 (18 games)
2.	616	1994 (16 games)
3.	615	1996 (16 games)
4.	606	2015 (18 games)
5.	600	1998 (16 games)
6.	593	2013 (18 games)
7.	592	1995 (16 games)
8.	580	2008 (16 games)
	580	2003 (16 games)
10.	572	1992 (16 games)

REBOUNDING AVERAGE

Season		
1.	52.0	1973-74 (1,352 - 26 games)
2.	47.5	1971-72 (1,236 - 36 games)
3.	45.9	1972-73 (1,193 - 26 games)
4.	45.5	1961-62 (1,092 - 24 games)
5.	44.0	1962-63 (1,056 - 24 games)
6.	43.9	1965-66 (1,010 - 23 games)
7.	42.0	1971-72 (1,091 - 26 games)
8.	#.41.6	1993-94 (1,416 - 34 games)
9.	39.9	1975-76 (1,118 - 28 games)
10.	39.8	1995-96 (1,314 - 33 games)

SEC Season

1.	38.5	1994 (616 - 16 games)
2.	38.4	1996 (615 - 16 games)
3.	37.5	1998 (600 - 16 games)
4.	37.0	1995 (592 - 16 games)
5.	36.3	2008 (580 - 16 games)
	36.3	2003 (580 - 16 games)
7.	35.8	1992 (572 - 16 games)
8.	35.7	2007 (571 - 16 games)
9.	35.5	2006 (568 - 16 games)
10.	35.1	2010 (562 - 16 games)

STEALS

Game		
1.	26	vs. La-Monroe, 11/25/00
2.	24	vs. Maryland-Eastern Shore, 1/2/01
3.	21	vs. Grambling, 12/31/00
	21	vs. Jackson St., 1997
	21	vs. Mississippi St., 1992
6.	20	vs. Ole Miss, 1995
	20	vs. Montevallo, 1994
	20	vs. Rice, 1991
	20	vs. Texas A&M, 1991
10.	19	Four times

Season

1.	*467	1990-91 (38 games)
2.	*#445	1994-95 (39 games)
3.	388	1989-90 (35 games)
4.	#379	1999-00 (34 games)
5.	372	1988-89 (32 games)
6.	#365	2000-01 (31 games)
7.	#358	1991-92 (34 games)
8.	356	1997-98 (33 games)
9.	#352	1992-93 (31 games)
	352	1993-94 (34 games)

SEC Game

1.	21	vs. Mississippi St., 1992
2.	20	vs. Ole Miss, 1995
3.	19	vs. LSU, 2001
	19	vs. Vanderbilt, 1992
5.	18	vs. LSU, 1998
	18	vs. Mississippi St., 1993
7.	17	Four times

SEC Season

1.	185	1992 (16 games)
2.	176	1995 (16 games)
3.	169	1993 (16 games)
4.	164	1998 (16 games)
5.	163	2013 (18 games)
6.	162	2001 (16 games)
7.	161	2000 (16 games)
8.	159	1999 (16 games)
9.	157	2014 (18 games)
10.	152	1997 (16 games)

ASSISTS

Game		
1.	47	vs. U.S. International, 12/9/89
2.	#40	vs. Troy St., 12/10/96
3.	35	vs. Montevallo, 1994
4.	32	vs. Jackson St., 1997
	32	vs. Texas Southern, 1994
	32	vs. Mississippi St., 1993
	32	vs. Quincy College, 1992
	32	vs. Bethune-Cookman, 1992
	32	vs. Georgia St., 1991
10.	31	vs. Centenary, 1995
	31	vs. Tulsa, 1994
	31	vs. Jackson St., 1993

Season

1.	819	1990-91 (38 games)
2.	*721	1994-95 (39 games)
3.	*687	1993-94 (34 games)
4.	674	1991-92 (34 games)
5.	667	1989-90 (35 games)
6.	582	1992-93 (31 games)
7.	579	2014-15 (36 games)
8.	570	1988-89 (32 games)
9.	563	1998-99 (33 games)
10.	526	1997-98 (33 games)

SEC Game

1.	32	vs. Mississippi St., 1993
2.	27	vs. Ole Miss, 3/5/14
	27	vs. Mississippi St., 1/23/13
	27	vs. Auburn, 1999
5.	26	vs. LSU, 1999
	26	vs. LSU, 1995
7.	25	vs. Alabama, 1/6/07
	25	vs. Auburn, 1995
	25	vs. South Carolina, 1992
10.	24	vs. Tennessee, 2/25/06
	24	vs. Kentucky, 1993
	24	vs. Alabama, 1992

SEC Season

1.	299	1993 (16 games)
2.	292	1994 (16 games)
	292	1992 (16 games)
4.	273	2015 (18 games)
5.	264	1995 (16 games)
6.	257	2014 (18 games)
7.	247	2013 (18 games)
8.	245	2007 (16 games)
	245	1998 (16 games)
10.	241	1999 (16 games)



BLOCKED SHOTS

Game	
1.	#18 vs. Missouri, 1996
2.	16 vs. Texas, 1990
3.	15 vs. South Alabama, 1991
4.	14 vs. Stephen F. Austin, 11/18/06
	14 vs. Louisiana Tech, 1991
6.	13 vs. Prairie View A&M, 12/18/04
	vs. Alabama St., 1998

Season

1.	229	1990-91 (38 games)
2.	221	2006-07 (35 games)
3.	194	2005-06 (32 games)
4.	189	2013-14 (34 games)
5.	182	2010-11 (31 games)
	182	2007-08 (35 games)
7.	172	1989-90 (35 games)
8.	170	1991-92 (34 games)
9.	168	2014-15 (36 games)
10.	160	2011-12 (32 games)

SEC Game

1.	12	vs. Texas A&M, 2/24/15
	12	vs. Georgia, 2/2/11
3.	11	at Mississippi State, 2/21/15
	11	vs. Mississippi State, 1/23/13
5.	10	vs. Ole Miss, 1/13/07
	10	vs. Alabama, 1/6/07
	10	vs. Alabama, 2/21/06
	10	vs. Ole Miss, 1/25/06
	10	vs. Alabama, 1/19/00
	10	vs. Georgia, 1997

SEC Season

1.	99	2015 (18 games)
2.	98	2007 (16 games)
3.	93	2014 (18 games)
4.	88	2006 (16 games)
5.	83	2013 (18 games)
6.	79	2008 (16 games)
7.	78	1998 (16 games)
8.	76	2001 (16 games)
9.	73	2011 (16 games)
10.	71	1992 (16 games)

PERSONAL FOULS

Game		
1.	38	vs. Missouri, 1961
2.	37	vs. SMU, 1952
3.	36	vs. TCU, 1976
4.	35	vs. South Carolina, 3/11/04
	35	at Illinois, 12/8/01
	35	vs. Cincinnati, 1996
	35	vs. Rice, 1957
8.	33	vs. Ole Miss, 1999
	33	vs. Texas, 1991
10.	32	at Mississippi State, 2/27/02
	32	vs. Ole Miss, 2/2/00
	32	vs. Vanderbilt, 1993
	32	vs. Florida St., 1990

Season

1.	789	1994-95 (39 games)
2.	775	1990-91 (38 games)
3.	728	1986-87 (33 games)
4.	708	1993-94 (34 games)
5.	707	1992-93 (31 games)
6.	706	2013-14 (34 games)
7.	705	1999-00 (34 games)
8.	688	1989-90 (35 games)
9.	684	2014-15 (36 games)
10.	683	1984-85 (35 games)

SEC Game

1.	33	vs. Ole Miss, 1999
2.	32	at Mississippi St., 2/27/02
	32	vs. Ole Miss, 2/2/00
	32	vs. Vanderbilt, 1993
5.	30	at Auburn, 2/10/15
	30	vs. Ole Miss, 1/31/01
	30	vs. Alabama, 1/19/00
	30	vs. LSU, 1/26/00
	30	vs. Alabama, 1993
10.	29	Six times

SEC Season

1.	390	2014 (18 games)
2.	367	2013 (18 games)
3.	364	1993 (16 games)
4.	361	2002 (16 games)
5.	350	1998 (16 games)
6.	347	1994 (16 games)
7.	345	2000 (16 games)
8.	342	2015 (18 games)
9.	338	2003 (16 games)
10.	334	1996 (16 games)

TURNOVERS

Game		
1.	32	vs. Providence, 11/16/07
	32	vs. Grambling, 1987
3.	31	vs. Alcorn St., 1996
4.	29	vs. Missouri, 1997
	29	vs. Mercer, 1983
	29	vs. Southern Miss., 1981
7.	28	vs. Auburn, 2/5/00
	28	vs. Cincinnati, 1996
	28	vs. Southeast Missouri St., 1993
10.	27	Four times

Season

1.	633	1994-95 (39 games)
2.	575	1990-91 (38 games)
3.	563	1986-87 (33 games)
4.	560	1977-78 (36 games)
5.	558	1995-96 (33 games)
6.	548	1997-98 (33 games)
7.	539	1993-94 (34 games)
8.	538	1984-85 (35 games)
9.	532	2006-07 (35 games)
10.	531	2007-08 (35 games)

SEC Game

1.	28	vs. Auburn, 2/5/00
2.	27	vs. LSU, 2/17/01
3.	25	at South Carolina, 2/21/09
	25	vs. Alabama, 1998
	25	vs. Ole Miss, 1997
	25	vs. Kentucky, 1997
7.	24	vs. Tennessee, 2/24/07
	24	at Auburn, 3/5/05
	24	at Ole Miss, 1/25/03
	24	vs. Ole Miss, 1997
	24	vs. Kentucky, 1996
	24	vs. Ole Miss, 1994

SEC Season

1.	258	2003 (16 games)
2.	256	2007 (16 games)
3.	252	1998 (16 games)
4.	251	2001 (16 games)
5.	248	1995 (16 games)
6.	244	1996 (16 games)
7.	241	1994 (16 games)
8.	239	1997 (16 games)
9.	236	1999 (16 games)
10.	233	2000 (16 games)

** NCAA Record | * Led the NCAA | # Led the SEC

RAZORBACK BASKETBALL

THE #FASTEST40

LEADERSHIP

YEAR IN REVIEW

HISTORY

RECORDS

THE UNIVERSITY



TEAM COMPARISON

RAZORBACKS

Season	'51-52	'52-53	'53-54	'54-55	'55-56	'56-57	'57-58	'58-59	'59-60	'60-61	'61-62	'62-63	'63-64	'64-65	'65-66	'66-67	'67-68	'68-69	'69-70	'70-71	'71-72
Games	24	21	23	24	24	24	27	24	24	23	24	24	23	23	23	23	24	24	24	26	26
Tot. Pts.	1187	1382	1496	1727	1616	755	1628	1491	1706	1738	1730	1734	1675	1730	1727	1388	1716	1601	1724	2245	2301
Avg. Pts.	49.4	65.8	65.0	72.0	67.3	62.9	60.3	62.1	71.1	75.6	72.1	72.3	72.4	75.2	75.1	60.3	71.5	66.7	71.8	86.3	88.5
FG	435	484	505	565	571	541	625	571	599	655	614	650	647	649	658	530	638	621	699	831	840
FGA	1331	1558	1605	1579	1642	1749	1835	1572	1559	1497	1576	1556	1560	1471	1509	1188	1436	1415	1597	1754	1830
FG Pct.	.326	.311	.314	.358	.347	.309	.341	.363	.384	.437	.390	.418	.415	.441	.436	.446	.444	.439	.438	.474	.459
3-Pt. FG	--	--	--	--	--	--	--	--	--	--	--	--	--	--	--	--	--	--	--	--	--
3-Pt. Att.	--	--	--	--	--	--	--	--	--	--	--	--	--	--	--	--	--	--	--	--	--
3-Pt. Pct.	--	--	--	--	--	--	--	--	--	--	--	--	--	--	--	--	--	--	--	--	--
FT	317	414	486	597	474	469	378	349	508	428	502	434	381	432	411	328	440	359	334	583	621
FTA	547	656	755	867	715	717	598	538	684	574	647	582	524	578	548	457	597	539	488	820	882
FT Pct.	.579	.632	.643	.689	.663	.654	.632	.648	.743	.745	.776	.746	.727	.747	.750	.718	.737	.666	.700	.711	.704
Rebounds	--	924	872	1050	1147	1225	1228	1095	1117	1043	1092	1056	999	954	1010	746	952	916	934	1091	1236
Reb. Avg.	--	44.0	37.9	43.8	47.8	51.0	45.5	45.6	46.5	45.3	45.5	44.0	43.4	41.5	43.9	32.4	39.7	38.2	38.9	42.0	47.5
Assists	--	--	--	--	--	--	--	--	--	--	--	--	--	--	--	--	--	--	--	--	--
Steals	--	--	--	--	--	--	--	--	--	--	--	--	--	--	--	--	--	--	--	--	--
Blocks	--	--	--	--	--	--	--	--	--	--	--	--	--	--	--	--	--	--	--	--	--
Turnovers	--	--	--	--	--	--	--	--	--	--	--	--	--	--	--	--	--	--	--	--	--
Fouls	577	518	618	517	376	483	530	444	486	476	535	507	520	455	434	383	481	470	465	528	576

OPPONENTS

Season	'51-52	'52-53	'53-54	'54-55	'55-56	'56-57	'57-58	'58-59	'59-60	'60-61	'61-62	'62-63	'63-64	'64-65	'65-66	'66-67	'67-68	'68-69	'69-70	'70-71	'71-72
Tot. Pts.	1275	1322	1432	1715	1551	788	1580	1535	1676	1597	1665	1686	1732	1725	1631	1511	1760	1600	1836	2344	2328
Avg. Pts.	53.1	62.9	62.3	71.4	64.6	65.6	58.5	63.9	69.8	69.5	69.4	70.3	75.3	75.0	71.0	65.7	73.3	66.7	76.5	90.2	89.5
FG	460	401	414	548	558	528	532	568	593	570	578	597	620	652	611	578	641	578	693	927	901
FGA	1363	1187	1269	1463	1478	1364	1500	1425	1482	1347	1430	1460	1448	1446	1407	1251	1468	1260	1540	1873	1861
FG Pct.	.336	.337	.326	.374	.377	.387	.354	.398	.400	.423	.404	.409	.428	.451	.434	.462	.443	.459	.450	.495	.484
3-Pt. FG	--	--	--	--	--	--	--	--	--	--	--	--	--	--	--	--	--	--	--	--	--
3-Pt. Att.	--	--	--	--	--	--	--	--	--	--	--	--	--	--	--	--	--	--	--	--	--
3-Pt. Pct.	--	--	--	--	--	--	--	--	--	--	--	--	--	--	--	--	--	--	--	--	--
FT	355	520	604	619	435	523	516	399	490	457	509	492	492	421	409	355	458	444	440	491	526
FTA	571	796	953	889	633	793	753	591	703	666	716	700	696	602	573	495	639	625	610	686	787
FT Pct.	.622	.653	.634	.695	.687	.659	.685	.675	.697	.686	.712	.703	.707	.699	.714	.717	.717	.710	.738	.716	.668
Rebounds	--	803	844	939	1012	1051	1090	1031	1064	931	1035	1089	1086	975	1014	838	979	879	1109	120	1236
Reb. Avg.	--	38.2	36.7	39.1	42.2	43.8	40.4	43.0	44.3	40.5	43.1	45.4	47.2	42.4	44.1	34.9	40.8	36.6	46.2	46.6	47.5
Assists	--	--	--	--	--	--	--	--	--	--	--	--	--	--	--	--	--	--	--	--	--
Steals	--	--	--	--	--	--	--	--	--	--	--	--	--	--	--	--	--	--	--	--	--
Blocks	--	--	--	--	--	--	--	--	--	--	--	--	--	--	--	--	--	--	--	--	--
Turnovers	--	--	--	--	--	--	--	--	--	--	--	--	--	--	--	--	--	--	--	--	--
Fouls	513	438	500	508	432	430	458	406	478	400	482	424	413	428	438	384	467	425	391	630	620

TEAM COMPARISON



RAZORBACKS

Season	'72-73	'73-74	'74-75	'75-76	'76-77	'77-78	'78-79	'79-80	'80-81	'81-82	'82-83	'83-84	'84-85	'85-86	'86-87	'87-88	'88-89	'89-90	'90-91	'91-92	'92-93
Games	26	26	26	28	28	36	30	29	32	29	30	32	35	28	33	30	32	35	38	34	31
Tot. Pts.	2173	2212	1911	2239	2073	2705	2238	1938	2199	2054	2171	2154	2284	1955	2578	2264	2870	3345	*3783	3053	2695
Avg. Pts.	83.5	85.1	73.5	80.0	74.0	75.1	74.6	66.8	68.7	70.8	72.4	67.3	65.3	69.8	78.1	75.5	89.7	95.6	99.6	89.8	86.9
FG	850	913	807	910	849	1060	849	750	850	806	833	831	899	754	908	839	1071	1229	1414	1128	995
FGA	1749	2014	1524	1715	1558	1943	1587	1486	1629	1510	1586	1547	1744	1644	1997	1734	2172	2440	2820	2275	2039
FG Pct.	.486	.453	.530	.531	*.545	*.546	.535	.505	.522	.534	.525	.537	.515	.459	.455	.484	.493	.504	.501	.496	.488
3-Pt. FG	--	--	--	--	--	--	--	--	--	--	--	--	--	--	146	119	141	197	242	193	210
3-Pt. Att.	--	--	--	--	--	--	--	--	--	--	--	--	--	--	410	328	387	500	633	516	532
3-Pt. Pct.	--	--	--	--	--	--	--	--	--	--	--	--	--	--	.356	.363	.354	.394	.382	.374	.395
FT	473	383	297	419	375	585	540	438	499	442	505	492	486	447	616	467	587	690	713	604	495
FTA	689	557	417	581	577	781	753	610	722	657	799	732	750	673	892	696	868	942	975	815	721
FT Pct.	.687	.688	.712	.721	.650	.749	.717	.718	.691	.673	.632	.672	.648	.664	.691	.671	.676	.732	.731	.741	.687
Rebounds	1193	1352	931	1118	1031	1242	1133	895	1021	862	998	992	1021	977	1261	1077	1231	1296	1540	1319	1065
Reb. Avg.	45.9	52.0	35.8	39.9	36.8	34.5	37.8	30.9	31.9	29.7	33.3	31.0	29.2	34.9	38.2	35.9	38.5	37.0	40.5	38.8	34.4
Assists	--	--	269	NA	270	425	404	340	386	448	385	463	518	361	434	407	570	667	819	674	582
Steals	--	--	NA	NA	169	245	143	194	249	247	277	236	232	198	313	271	372	388	*467	358	352
Blocks	--	--	--	--	--	147	97	76	95	64	38	55	67	114	142	139	147	172	229	170	97
Turnovers	--	--	NA	NA	438	560	459	404	479	431	519	525	538	431	563	433	463	455	575	500	451
Fouls	478	465	483	584	507	572	557	553	592	524	556	598	683	656	728	586	654	688	775	614	707

OPPONENTS

Season	'72-73	'73-74	'74-75	'75-76	'76-77	'77-78	'78-79	'79-80	'80-81	'81-82	'82-83	'83-84	'84-85	'85-86	'86-87	'87-88	'88-89	'89-90	'90-91	'91-92	'92-93
Tot. Pts.	2055	2315	1707	1901	1701	2218	1878	1745	1913	1770	1836	1886	2158	1983	2434	1946	2414	2792	3054	2613	2403
Avg. Pts.	79.0	89.0	65.7	67.9	60.8	61.6	62.6	60.2	59.8	61.0	61.2	58.9	61.7	70.8	73.8	64.9	75.4	79.8	80.4	76.9	77.5
FG	877	1023	693	771	707	942	757	678	767	724	765	752	845	739	886	693	875	1016	1146	959	838
FGA	1942	2162	1532	1698	1669	2195	1743	1442	1663	1519	1559	1557	1717	1580	2005	1626	1969	2252	2558	2124	1856
FG Pct.	.452	.473	.452	.454	.424	.429	.434	.470	.461	.477	.491	.483	.492	.468	.442	.426	.444	.451	.448	.452	.452
3-Pt. FG	--	--	--	--	--	--	--	--	--	--	--	--	--	--	106	136	150	190	184	233	190
3-Pt. Att.	--	--	--	--	--	--	--	--	--	--	--	--	--	--	314	338	442	472	511	519	510
3-Pt. Pct.	--	--	--	--	--	--	--	--	--	--	--	--	--	--	.338	.402	.339	.403	.360	.409	.373
FT	301	269	321	359	287	334	364	389	379	323	306	382	468	505	556	424	514	570	578	462	537
FTA	448	398	459	542	423	486	523	563	569	464	495	555	676	761	849	628	753	807	895	707	843
FT Pct.	.672	.676	.699	.662	.678	.687	.696	.691	.666	.696	.618	.688	.692	.664	.655	.675	.683	.706	.646	.653	.637
Rebounds	1128	1188	808	878	865	1109	884	839	928	852	820	784	962	1022	1279	989	1246	1399	1554	1196	1270
Reb. Avg.	43.4	45.7	31.1	31.4	30.9	30.8	29.5	28.9	29.0	29.4	27.3	24.5	27.5	36.5	38.8	33.0	38.9	40.0	40.9	35.2	41.0
Assists	--	--	195	NA	NA	358	300	285	339	310	345	379	450	403	500	358	505	536	592	550	482
Steals	--	--	NA	NA	NA	182	144	151	166	186	207	196	197	153	248	164	194	208	257	207	185
Blocks	--	--	--	--	--	60	52	62	80	68	92	78	82	71	64	57	76	88	91	119	86
Turnovers	--	--	NA	NA	NA	501	342	400	486	514	574	486	541	427	596	525	689	724	854	645	680
Fouls	694	544	482	569	543	724	679	605	661	586	676	692	723	612	743	630	725	739	769	659	639

RAZORBACK BASKETBALL

THE #FASTEST40

LEADERSHIP

YEAR IN REVIEW

HISTORY

RECORDS

THE UNIVERSITY



TEAM COMPARISON

RAZORBACKS

Season	'93-94	'94-95	'95-96	'96-97	'97-98	'98-99	'99-00	'00-01	'01-02	'02-03	'03-04	'04-05	'05-06	'06-07	'07-08	'08-09	'09-10	'10-11	'11-12	'12-13	'13-14	'14-15
Games	34	39	33	32	33	34	34	31	29	28	28	30	32	35	35	30	32	31	32	32	34	36
Tot. Pts.	3176	*3416	2560	2527	2716	2675	2529	2476	2171	1726	1928	2147	2359	2487	2593	2238	2391	2191	2299	2358	2723	2787
Avg. Pts.	93.4	87.6	77.6	79.0	82.3	78.7	74.4	79.9	74.9	61.6	68.9	71.6	73.7	71.1	74.1	74.6	74.7	70.7	71.8	73.7	80.1	77.4
FG	1154	1223--	947	919	984	980	931	881	775	611	678	773	841	881	936	797	829	756	808	852	928	978
FGA	2363	2634	2143	2078	2208	2206	2168	1990	1777	1556	1629	1692	1837	1910	2001	1821	1859	1734	1860	1960	2105	2196
FG Pct.	.488	.464	.442	.442	.446	.444	.429	.443	.436	.393	.416	.457	.458	.461	.468	.438	.446	.436	.434	.435	.441	.445
3-Pt. FG	*301	*361	190	274	237	*296	292	273	232	170	180	182	179	212	207	202	201	204	205	192	253	238
3-Pt. Att.	777	917	586	736	671	808	832	741	694	548	573	489	533	613	607	608	579	563	580	639	698	681
3-Pt. Pct.	.387	.394	.324	.372	.353	.366	.351	.368	.334	.310	.314	.372	.336	.346	.341	.332	.347	.362	.353	.300	.362	.349
FT	567	609	476	415	511	419	375	441	389	334	392	419	498	513	514	442	532	475	478	462	614	593
FTA	834	902	763	611	788	632	622	639	598	548	577	632	720	730	758	679	782	683	692	687	846	819
FT Pct.	.680	.675	.624	.679	.648	.663	.603	.690	.651	.609	.679	.663	.692	.703	.678	.651	.680	.695	.691	.672	.726	.724
Rebounds	1416	1528	1314	1155	1306	1266	1159	1100	930	1063	967	1022	1118	1234	1274	1129	1103	1063	1082	1120	1222	1290
Reb. Avg.	41.6	39.2	39.8	36.1	39.6	37.2	34.1	35.5	32.1	38.0	34.5	34.1	34.9	35.3	36.4	37.6	34.5	34.3	33.8	35.0	35.9	35.8
Assists	*687	*721	501	509	526	563	458	476	445	275	363	435	495	521	505	390	440	373	436	475	521	579
Steals	352	*445	300	318	356	332	379	365	305	181	220	262	266	240	241	227	232	225	265	295	287	277
Blocks	129	129	147	124	158	147	120	124	99	99	108	156	194	221	182	86	130	182	160	159	189	168
Turnovers	539	633	558	494	548	494	494	451	413	467	386	427	428	532	531	419	439	411	415	372	392	430
Fouls	708	789	678	638	680	633	705	654	654	588	555	555	541	612	662	521	598	561	618	649	706	684

OPPONENTS

Season	'93-94	'94-95	'95-96	'96-97	'97-98	'98-99	'99-00	'00-01	'01-02	'02-03	'03-04	'04-05	'05-06	'06-07	'07-08	'08-09	'09-10	'10-11	'11-12	'12-13	'13-14	'14-15
Tot. Pts.	2569	3115	2442	2281	2389	2443	2372	2132	2108	1863	1921	1885	2076	2311	2392	2213	2366	2069	2231	2203	2425	2525
Avg. Pts.	75.6	79.9	74.0	71.3	72.4	71.9	69.8	68.8	72.7	66.5	68.6	62.8	64.9	66.0	68.3	73.8	73.9	66.7	69.7	68.8	71.3	70.1
FG	898	1094	832	801	844	858	799	712	676	618	664	653	752	826	838	796	825	747	793	747	809	869
FGA	2234	2503	2074	1886	2010	2056	1873	1763	1591	1475	1529	1591	1806	2009	1967	1791	1910	1813	1827	1726	1983	2031
FG Pct.	.402	.437	.401	.425	.420	.417	.427	.404	.425	.419	.434	.410	.416	.411	.426	.444	.432	.412	.434	.433	.408	.428
3-Pt. FG	217	312	219	194	220	250	206	180	190	160	180	162	212	225	228	244	233	160	190	203	213	223
3-Pt. Att.	732	858	696	568	619	705	570	590	570	482	531	524	558	683	680	661	626	508	585	566	615	634
3-Pt. Pct.	.296	.364	.315	.342	.355	.355	.361	.305	.333	.332	.339	.309	.380	.329	.335	.369	.372	.315	.325	.359	.346	.352
FT	556	615	559	485	481	477	568	528	566	467	413	417	360	434	488	377	483	415	455	506	594	564
FTA	817	914	838	742	736	721	834	794	810	686	622	630	543	620	700	568	668	571	673	766	852	789
FT Pct.	.681	.673	.667	.654	.654	.662	.681	.665	.699	.681	.664	.662	.663	.700	.697	.664	.723	.727	.676	.661	.697	.715
Rebounds	1377	1582	1362	1279	1325	1370	1374	1278	1182	911	1028	995	1111	1148	1127	1079	1187	1153	1204	1201	1340	1281
Reb. Avg.	40.5	40.6	41.3	40.0	40.2	40.3	40.4	41.2	40.8	32.5	36.7	33.2	34.7	32.8	32.2	36.0	37.1	37.2	37.6	37.5	39.4	35.6
Assists	481	631	490	449	459	493	449	371	384	323	384	354	380	434	443	479	415	369	403	385	391	448
Steals	236	276	275	208	218	197	214	190	168	209	162	199	209	269	234	187	212	184	178	168	185	206
Blocks	101	128	109	78	112	111	97	106	91	109	93	81	120	117	138	150	148	145	153	125	105	104
Turnovers	725	785	650	663	749	618	720	666	571	372	463	508	536	487	517	455	469	446	519	561	579	567
Fouls	685	790	673	581	668	617	623	596	552	509	531	537	617	645	669	575	654	579	593	587	689	696

* Led NCAA || ** All-Time NCAA Record



Opponent	Result	Score	Year	Opponent	Result	Score	Year	Opponent	Result	Score	Year
U.S. International	W	166-101	12/9/89	Rice	W	109-80	3/9/91	UT Martin	W	102-56	12/19/13
Troy State	W	137-70	12/10/96	Texas	W	109-100	1/25/90	Prairie View A&M	W	102-50	12/18/04
Montevallo	W	131-63	2/5/94	Alabama-Birmingham	W	109-95	1/27/90	Alcorn State	W	102-59	12/28/99
Baylor	W	131-109	2/29/72	Southern Utah	W	109-76	1/24/89	Texas-Arlington	W	102-95	11/22/99
Alcorn St.	W	130-68	11/13/09	TCU	W	109-99	2/19/74	Tennessee	W	102-96	3/6/98
Texas Southern	W	129-63	12/28/93	Bethune-Cookman	W	108-42	12/2/97	Alabama	W	102-81	2/16/94
Bethune-Cookman	W	128-46	12/4/91	LSU	W	108-105 (OT)	3/2/94	Oregon	W	102-75	11/26/89
Jackson State	W	126-88	12/29/89	Texas A&M	W	108-61	3/8/91	Eastern New Mexico	W	102-55	12/30/75
Jackson State	W	124-74	11/22/96	Rice	W	108-72	3/10/89	Rockhurst	W	102-72	12/9/71
Delaware State	W	123-66	12/11/93	Alabama State	W	108-65	12/15/82	Mississippi State	W	102-71	1953
Quincy College	W	123-60	1/2/91	TCU	W	108-65	2/10/79	Auburn	W	101-87	2/10/15
Jackson State	W	123-76	12/21/92	TCU	W	108-77	3/5/64	Northern Arizona	W	101-75	3/12/96
Montevallo	W	122-64	2/25/95	Portland State	W	107-69	11/18/05	Iowa	W	101-92	12/30/94
Grambling	W	121-66	12/30/00	Jackson State	W	107-78	11/22/00	Tulsa	W	101-87	12/23/92
Centenary	W	121-94	12/6/94	Auburn	W	107-83	2/21/98	Kentucky	W	101-94	2/10/93
Missouri	W	120-68	12/2/93	Vanderbilt	W	107-70	11/14/90	South Alabama	W	101-82	12/30/91
Texas	W	120-89	3/10/91	Houston	W	107-79	3/5/89	LSU	W	101-90	1/11/92
Loyola-Marymount	W	120-101	3/16/89	Pittsburg (Kan.) State	W	107-82	12/10/70	South Alabama	W	101-91	12/11/90
Providence	W	118-79	1/23/99	LSU	W	106-92	3/3/92	Texas	W	101-89	1/10/91
Tulsa	W	118-69	2/25/89	Baylor	W	106-74	2/26/91	Alcorn State	W	101-55	12/15/87
Auburn	W	117-105	1/15/94	Morgan State	W	106-57	12/13/86	Sedalia (Mo.) AAB	W	101-73	1946
Georgia State	W	117-76	3/15/91	Baylor	W	106-71	3/2/85	Northwestern State	W	100-94	12/28/14
Delaware State	W	117-75	12/26/89	Rice	W	106-81	2/9/74	Maryland-Eastern Shore	W	100-40	1/2/01
Alcorn State	W	116-75	12/2/95	LSU	W	105-81	1/31/95	Texas A&M	W	100-84	1/20/90
Northwestern (La.) State	W	115-47	12/20/00	Kentucky	W	105-88	1/25/92	Houston	W	100-89	1/22/90
Baylor	W	115-75	3/10/90	UNLV	L	105-112	2/10/91	Texas Tech	W	100-77	2/7/90
Mississippi State	W	115-58	2/20/93	South Alabama	W	105-90	11/29/89	North Texas	W	100-77	12/30/98
Northeastern Illinois	W	114-56	11/16/97	Texas	W	105-82	2/8/89	Louisville	W	100-83	12/9/97
Ole Miss	W	114-93	1/18/92	Florida State	L	105-112 (OT)	1/18/89	Ole Miss	W	100-87	2/5/98
Louisiana Tech	W	114-97	12/15/90	Rice	W	105-79	3/3/73	Ole Miss	W	100-83	3/7/92
Northeast Louisiana	W	114-92	12/31/90	UTSA	W	104-71	1/4/14	Rice	W	100-87	2/2/91
Texas A&M	W	114-100	2/21/90	Auburn	W	104-88	2/24/99	Texas	W	100-76	3/12/89
Texas Tech	W	113-86	1/12/91	Missouri	W	104-93	12/5/95	TCU	W	100-60	2/11/89
Texas A&M	W	113-88	1/23/91	Alabama-Birmingham	W	104-72	1/30/91	Texas A&M	W	100-97 (20T)	2/24/87
Rice	W	113-108	3/4/72	Rice	W	104-80	3/3/90	TCU	W	100-65	1/17/76
Longwood	W	112-63	11/18/12	Missouri-St. Louis	W	104-78	1/6/73	MacMurray (III.)	W	100-66	1/4/75
Kansas State	W	112-88	12/1/90	TCU	W	104-94	3/5/63	Western Kentucky	L	100-102	12/3/73
Rice	W	112-87	2/27/88	Rice	W	104-84	1/30/62	Texas A&M	W	100-89	1/22/72
Southeastern Louisiana	W	111-65	12/3/13	Ole Miss	W	104-72	1953	Oklahoma	L	100-115	1/5/71
Northwestern (La.) State	W	111-76	12/4/93	Alabama State	W	103-48	12/31/97	Record: 130-5			
Texas A&M	W	111-72	2/23/91	North Carolina A&T	W	103-49	11/30/95				
Rice	W	111-68	2/11/76	Jackson State	W	103-87	11/30/94				
Ole Miss	W	110-80	3/5/14	Tulsa	W	103-84	3/25/94				
Auburn	W	110-92	1/4/91	Texas	W	103-96 (OT)	2/4/90				
Oklahoma	W	110-88	11/16/90	South Alabama	W	103-71	1/2/89				
Baylor	L	110-111	3/2/71	Kansas	W	103-86	12/6/86				
Hardin Simmons	W	110-101	1/7/71	SMU	W	103-96	2/24/73				
Florida State	W	109-92	1/21/91	Rice	W	103-95	2/5/72				

LARGEST WINNING MARGINS

Margin	Opponent	Score	Year
1. 82	Bethune-Cookman	128-46	12/4/91
2. 74	at Ozark Athletic Club	81-7	1925-26
3. 68	Northwestern (La.) St.	115-47	12/20/00
68	Montevallo	131-63	2/5/94
5. 67	Troy State	137-70	12/10/96
6. 66	Bethune-Cookman	108-42	12/2/97
66	Texas Southern	129-63	12/28/93
66	Baylor	94-28	1944-45
9. 65	U.S. International	166-101	12/9/89
10. 64	Sedalia AAB	101-37	1945-46
11. 63	Quincy College (PB)	123-60	1/2/92
12. 62	Alcorn St.	130-68	11/13/68
13. 61	Fort Smith High School Faculty	69-8	1923-24
14. 60	Maryland-Eastern Shore	100-40	1/2/01
60	Baylor	90-30	1944-45

LARGEST LOSING MARGINS

Margin	Opponent	Score	Year
1. 51	at Ole Miss	117-66	12/10/73
2. 40	at Mississippi State	79-39	1951-52
3. 38	Parks Clothiers AAU	66-28	1938-39
4. 37	at Kentucky	76-39	1948-49
5. 35	at Cincinnati	92-57	1/18/97
35	Cincinnati	97-62	1957-58
7. 34	at Baylor	110-76	1/24/70
8. 33	at Texas	79-46	1/4/11
9. 32	at Florida	75-43	1/22/11
32	Pittsburgh (Honolulu, Hawaii)	114-82	12/29/86

LARGEST SEC WINNING MARGINS

Margin	Opponent	Score	Year
1. 57	Mississippi State	115-58	2/20/93
2. 36	Auburn	95-59	1/22/05
3. 35	LSU	87-52	2/10/10
4. 34	Mississippi State	98-64	1/21/97
5. 33	Auburn	75-42	2/11/97
6. 30	Ole Miss	110-80	3/5/14
7. 29	Alabama	87-58	1/20/01
8. 27	Alabama	88-61	1/6/07
9. 26	Mississippi State	96-70	1/23/13
26	LSU	87-61	2/20/08
26	South Carolina	79-53	1/22/94
26	Ole Miss	87-61	1/5/94
13. 25	LSU	82-57	1/11/97
14. 24	Auburn	107-83	2/21/98
24	LSU	105-81	1/31/95
16. 23	Vanderbilt	56-33	1/12/13
23	Ole Miss	69-46	1/5/05
23	Tennessee	77-54	2/5/97
19. 22	Georgia	89-67	3/1/09
22	Auburn	74-52	2/4/04
22	LSU	86-64	1/27/99
22	at Ole Miss	85-63	2/27/93
23. 21	Alabama	102-81	2/16/94
21	at Ole Miss	114-93	1/18/92
21	Mississippi State	99-78	1/15/92

LARGEST SEC LOSING MARGINS

Margin	Opponent	Score	Year
1. 32	at Florida	75-43	1/22/11
2. 31	at Kentucky	101-70	1/23/10
3. 30	at Missouri	93-63	3/5/13
30	Florida	98-68	2/18/12
30	at Mississippi St.	84-54	2/8/03
6. 29	vs. LSU (New Orleans, La.)	85-56	3/13/03
7. 25	at Alabama	83-58	3/8/14
25	at Mississippi St.	80-55	1/15/05
25	at Auburn	101-76	1/6/96
10. 24	at Mississippi St.	84-60	2/14/07

RAZORBACK BASKETBALL

THE #FASTEST40

LEADERSHIP

YEAR IN REVIEW

HISTORY

RECORDS

THE UNIVERSITY



MISCELLANEOUS RECORDS



Lee Mayberry set the program record for games played with 139 and also made a record 96 consecutive starts along the way.

Individual

Consecutive Games Started

96, Lee Mayberry (11/27/88; 2/23/91)

Most Games Played in a Career

139, Lee Mayberry (89-92)

Consecutive Free Throws Made

48, Rickey Medlock (12/21/74; 3/4/75, 20 g)

Consecutive Games with a 3-Point Field Goal

60, Pat Bradley (1997-98)

Most Points in Consecutive Games

82, Martin Terry (35 at TCU, 2/20/73;
47 vs. SMU, 2/24/73)

Double-Doubles in a Career

42, Dean Tolson, 1972-74;

36, Joe Kleine, 1983-85;

34, Derek Hood, 1996-99

Double-Doubles in a Season

18, Derek Hood, 1999;

16, Dean Tolson, 1974;

15, Joe Kleine, 1984; Dean Tolson, 1973

Consecutive Double-Doubles

9, Dean Tolson, Feb. 2-March 2, 1974;

6, Derek Hood, Feb. 20-March 7, 1999

Triple-Doubles

Alvin Robertson, 23 points, 11 rebounds,

10 assists at Texas, 1/19/84 (W 70-66);

Courtney Fortson, 20 points, 10 rebounds, 11

assists vs. North Carolina Central,

12/10/08 (W 98-70)

Team

All-Time Record

1,605-901 (.640), 92 seasons

All-Time Conference Record

790-516 (.605)

All-Time SEC Record

204-186 (.523), 24 seasons

All-Time SWC Record

586-330 (.640), 68 seasons

All-Time Conference Tournament Record

45-33 (.577)

All-Time SEC Tournament Record

22-23 (.489)

All-Time SWC Tournament Record

23-10 (.697)

All-Time NCAA Tournament Record

41-30 (.577)

All-Time Record as a Ranked Team

389-108 (.782): 172-13 at home (.930);

108-52 away (.675); 109-43 at neutral

sites (.717)

All-Time Record as a Top 10 Ranked Team

190-43 (.815): 80-4 at home (.952); 47-21

away (.691); 63-18 at neutral sites (.778)

All-Time Record as a Top Five Team

113-24 (.825): 52-1 at home (.981); 28-15

away (.651); 33-8 at neutral sites (.805)

All-Time Record as the No. 1-Ranked Team

16-4 (.800): 8-0 at home (1.000); 6-2 away

(.750); 2-2 at neutral sites (.500)

All-Time Record vs. Ranked Teams

88-125 (.413): 45-25 at home (.643); 12-52

away (.188); 31-48 at neutral sites (.392)

All-Time Record vs. Top 10 Teams

22-51 (.301): 15-7 at home (.682); 2-23

away (.080); 5-21 at neutral sites (.192)

All-Time Record vs. Top Five Teams

15-36 (.294): 8-4 at home (.667); 1-16

away (.059); 6-16 at neutral sites (.273)

All-Time Record vs. No. 1 Ranked Teams

1-9 (.100): 0-1 at home (.000); 0-3 away

(.000); 1-5 at neutral sites (.167)

All-Time Record in Top 25 Matchups

38-43 (.469): 13-4 at home (.765); 3-15

away (.167); 22-24 at neutral sites (.478)

Barnhill Arena All-Time Record

313-103 (.752)

Bud Walton Arena All-Time Record

304-70 (.813)

All-Time Record at Little Rock/North Little Rock, Ark.

84-25 (.771)

All-Time Record at Pine Bluff, Ark.

28-2 (.933)

Consecutive Winning Seasons

26 (1924-49)

Consecutive Non-Losing Seasons

28 (1924-51)

Consecutive Season-Opening Wins

25 (1924-48)

Longest Winning Streak

31 Games (1927-29)

Consecutive Conference Wins

21 (1926-29)

Consecutive Conference Losses

9 (1970-71)

Fewest Wins

5 (69-70, 70-71)

Fewest Losses

1 (27-28, 28-29)

Fewest Points

519 (16 games 1926-27)

643 (20 games or more 1929-30)

Greatest Scoring Margin

19.2 (90-91)

Lowest Scoring Average

28.0 (29-30, 643 in 23 games)

Worst Winning Percentage

.192 (5 wins 21 losses, 1970-71)

Most Points Allowed

3115 (1994-95; 39 games)

Fewest Points Allowed

374 (16 games; 1926-27)

448 (20 games or more 1925-26)

Longest Losing Streak

10 games (1970-71)

Fewest Personal Fouls

434 (1965-66)

Fewest Rebounds

862 (1981-82)

Smallest Victory Margin

66 one-point games (Last game 77-76

(OT) vs. No. 22 Kentucky, 2/23/11)

Smallest Defeat Margin

63 one-point games (Last game 86-85 at

Missouri, 2/13/14)

Most Points in a Loss

110 vs. Baylor (111) OT, 3/2/71

All-Time Overtime Record

45-35, .563 (7-2 in 2 OT; 0-1 in 3OT)

Last OT Game

Arkansas 93, Alabama 91, 2/22/15

Last 2 OT Game

Arkansas 88, Auburn 80, 1/16/13

Last 3 OT Game

Houston 90, Arkansas 84, 2/9/80

Most OT Games in a Season

5 in 1985-86 (3 wins, 2 losses)

Most Points Opponent Floor

117 (Arkansas 117, Auburn 105, 1/15/94)

Most Points Neutral Floor

120 (Arkansas 120, Texas 89, 3/10/91; Arkansas

120, Loyola-Marymount 101, 3/16/89)

Most Points 1st Half

78 vs. US International, 12/9/89

Most Points 2nd Half

88 vs. US International, 12/9/89

Most Points in OT

19 vs. LSU, 3/3/92; Arkansas 106, LSU 92

Fewest Points, Both Teams

28 (SMU 17, Arkansas 11 in 1923)

Fewest Points Allowed

6 (Arkansas 64, Fort Smith National

Guard 6 in 1925)

Modern Record for Fewest Points Allowed (since 1935)

14 (Arkansas 39, Baylor 14 in 1936)

Fewest Turnovers

3 at Missouri, 1/24/15



NCAA Tournament Results (41-30, .577)

31 NCAA Tournament bids [30 appearances]

2015 WEST REGIONAL

2nd rnd: Arkansas 56, Wofford 53
3rd rnd: North Carolina 87, Arkansas 78

2008 EAST REGIONAL

1st rnd: Arkansas 86, Indiana 72
2nd rnd: North Carolina 108, Arkansas 77

2007 EAST REGIONAL

1st rnd: Southern California 77, Arkansas 60

2006 OAKLAND REGIONAL

1st rnd: Bucknell 59, Arkansas 55

2001 WEST REGIONAL

1st rnd: Georgetown 63, Arkansas 61

2000 SOUTH REGIONAL

1st rnd: Miami (Fla.) 75, Arkansas 71

1999 WEST REGIONAL

1st rnd: Arkansas 94, Siena 80
2nd rnd: Iowa 82, Arkansas 72

1998 WEST REGIONAL

1st rnd: Arkansas 74, Nebraska 65
2nd rnd: Utah 69, Arkansas 65

1996 EAST REGIONAL

1st rnd: Arkansas 86, Penn State 80
2nd rnd: Arkansas 65, Marquette 56
Regional semifinal (Sweet 16)
Massachusetts 79, Arkansas 63

1995 MIDWEST REGIONAL

1st rnd: Arkansas 79, Texas Southern 78
2nd rnd: Arkansas 96, Syracuse 94 (OT)
Regional semifinal (Sweet 16)
Arkansas 96, Memphis 91 (OT)
Regional Final (Elite Eight)
Arkansas 68, Virginia 61
FINAL FOUR
Semifinal
Arkansas 75, North Carolina 68
Championship game
UCLA 89, Arkansas 78
National Runner-Up

1994 MIDWEST REGIONAL

1st rnd: Arkansas 94, North Carolina A&T 79
2nd rnd: Arkansas 85, Georgetown 73
Regional semifinal (Sweet 16)
Arkansas 103, Tulsa 84
Regional final (Elite Eight)
Arkansas 76, Michigan 68
FINAL FOUR
Semifinal
Arkansas 91, Arizona 82
Championship game
Arkansas 76, Duke 72
National Champion

1993 EAST REGIONAL

1st rnd: Arkansas 94, Holy Cross 64
2nd rnd: Arkansas 80, St. John's 74
Regional semifinal (Sweet 16)
North Carolina 80, Arkansas 74

1992 MIDWEST REGIONAL

1st rnd: Arkansas 80, Murray State 60
2nd rnd: Memphis State 82, Arkansas 80

1991 SOUTHEAST REGIONAL

1st rnd: Arkansas 117, Georgia State 76
2nd rnd: Arkansas 97, Arizona State 90
Regional semifinal (Sweet 16)
Arkansas 93, Alabama 70
Regional final (Elite Eight)
Kansas 93, Arkansas 81

1990 MIDWEST REGIONAL

1st rnd: Arkansas 68, Princeton 64
2nd rnd: Arkansas 86, Dayton 84
Regional semifinal (Sweet 16)
Arkansas 96, North Carolina 73
Regional final (Elite Eight)
Arkansas 88, Texas 85
FINAL FOUR
Semifinal
Duke 97, Arkansas 83

1989 MIDWEST REGIONAL

1st rnd: Arkansas 120, Loyola-Marymount 101
2nd rnd: Louisville 93, Arkansas 74

1988 SOUTHEAST REGIONAL

1st rnd: Villanova 82, Arkansas 74

1985 WEST REGIONAL

1st rnd: Arkansas 63, Iowa 54
2nd rnd: St. John's 68, Arkansas 65

1984 EAST REGIONAL

2nd rnd: Virginia 53, Arkansas 51 (OT)

1983 MIDEAST REGIONAL

2nd rnd: Arkansas 78, Purdue 68
Regional semifinal (Sweet 16)
Louisville 65, Arkansas 63

1982 MIDWEST REGIONAL

2nd rnd: Kansas State 65, Arkansas 64

1981 MIDWEST REGIONAL

1st rnd: Arkansas 73, Mercer 67
2nd rnd: Arkansas 74, Louisville 73
Regional semifinal (Sweet 16)
LSU 72, Arkansas 56

1980 MIDWEST REGIONAL

1st rnd: Kansas State 71, Arkansas 53

1979 MIDWEST REGIONAL

2nd rnd: Arkansas 74, Weber State 63
Regional semifinal (Sweet 16)
Arkansas 73, Louisville 62
Regional final (Elite Eight)
Indiana State 73, Arkansas 71

1978 FAR WEST REGIONAL

1st rnd: Arkansas 73, Weber State 52
Regional semifinal (Sweet 16)
Arkansas 74, UCLA 70
Regional final (Elite Eight)
Arkansas 61, California St.-Fullerton 58
FINAL FOUR
Semifinal
Kentucky 64, Arkansas 59
Third-place game
Arkansas 71, Notre Dame 69

1977 MIDWEST REGIONAL

1st rnd: Wake Forest 86, Arkansas 80

1958 WEST REGIONAL

Regional final (Elite Eight)
Oklahoma State 65, Arkansas 40
Regional consolation
Cincinnati 97, Arkansas 62

1949 WESTERN REGIONAL

Regional final (Elite Eight)
Oregon State 56, Arkansas 38
Regional consolation
Arkansas 64, Wyoming 40

1945 WESTERN REGIONAL

Regional final (Elite Eight)
Arkansas 79, Oregon 76
FINAL FOUR
Oklahoma A&M 68, Arkansas 41

1941 WESTERN REGIONAL

Regional final (Elite Eight)
Arkansas 52, Wyoming 40
FINAL FOUR
Semifinal
Washington State 64, Arkansas 53

** Arkansas received a bid in 1944 but was unable to participate due to an automobile accident prior to the tournament.*

National Invitation Tournament Results (5-4, .556)

2014 at Arkansas 91, Indiana State 71
at California 75, Arkansas 64 (2nd round)

1997 at Arkansas 101, Northern Arizona 75
at Arkansas 76, Pittsburgh 71 (2nd round)
at Arkansas 86, Nevada-Las Vegas 73 (quarterfinals)
FINAL FOUR (New York, N.Y.)
Michigan 77, Arkansas 62 (semifinals)
Connecticut 74, Arkansas 64 (3rd place)

1987 at Arkansas 67, Arkansas St. 64 (OT)
at Nebraska 78, Arkansas 71 (2nd round)

Preseason NIT Results (4-2, .667)

2002 at Arkansas 64, Maine 47
Wake Forest 76, at Arkansas 71

1991 at Arkansas 107, Vanderbilt 70
at Arkansas 110, Oklahoma 88
FINAL FOUR (New York, N.Y.)
Arkansas 98, Duke 88 (semifinals)
Arizona 89, Arkansas 77 (finals)

RAZORBACK BASKETBALL

THE #FASTEST40

LEADERSHIP

YEAR IN REVIEW

HISTORY

RECORDS

THE UNIVERSITY



NCAA TOURNAMENT RECORDS

Individual Records

Most Points

Single-Game: 34, Mario Credit vs. Loyola-Marymount, March 16, 1989
 Career: 291, Corliss Williamson (1993-95) (15 games)

Field Goals Made

Single-Game: 14, Mario Credit vs. Loyola-Marymount, March 16, 1989 (21 attempts)
 14, Todd Day vs. Alabama, March 21, 1991 (24 attempts)
 Career: 123, Corliss Williamson (1993-95) (207 attempts; 15 games)

Field Goals Attempted

Single-Game: 24, Todd Day vs. Alabama, March 21, 1989 (14 made)
 24, Corliss Williamson vs. Duke, April 4, 1994 (10 made)
 Career: 207, Corliss Williamson (1993-95) (123 made; 15 games)

Field Goal Percentage (min 8 attempts)

Single-Game: 1.000, Steve Schall vs. Weber State, March 11, 1979 (9-9)
 .889, Michael Qualls vs. Wofford, March 19, 2015 (8-9)

Free Throws Attempted

Single-Game: 14, Sidney Moncrief vs. Louisville, March 15, 1979 (13 made)
 14, Darrell Walker vs. Purdue, March 19, 1983 (7 made)
 Career: 82, Corliss Williamson (1993-95) (57 made; 15 games)

Free Throws Made

Single-Game: 13, Sidney Moncrief vs. Louisville, March 15, 1979 (14 attempts)
 Career: 57, Corliss Williamson (1993-95) (82 attempts; 15 games)

Free Throw Percentage (min 8 attempts)

Single-Game: 1.000, Scott Hastings (8-8) vs. Louisville, March 14, 1981
 .909, Michael Qualls (10-11) vs. North Carolina, March 21, 2015
 Career: .901, Darrell Hawkins, 20-22 (1989-90, '91-92) (9 games)

Assists

Single-Game: 12, Keith Wilson vs. Loyola-Marymount, March 16, 1989
 Career: 69, Lee Mayberry (1989-92) (13 games)

Steals

Single-Game: 8, Alvin Robertson vs. Purdue, March 19, 1983
 8, Alvin Robertson vs. Virginia, March 18, 1984
 Career: 31, Lee Mayberry (1989-92) (13 games)

Blocks

Single-Game: 5, Corliss Williamson vs. Tulsa, March 25, 1994
 Career: 23, Oliver Miller (1989-92) (13 games)

Turnovers

Single-Game: 10, Jim Counce vs. Wake Forest, March 12, 1977

Minutes Played

Single-Game: 45, Joe Kleine and Alvin Robertson vs. Virginia, March 18, 1984
 Career: 483, Corliss Williamson (1993-95) (15 games)

Team Records

Points

Most: 120, vs. Loyola-Marymount, March 16, 1989
 Least: 38, vs. Oregon State, 1949

Field Goals Attempted

Most: 98, vs. Louisville, March 18, 1989 (35 made)
 Least: 42, vs. Virginia, March 18, 1984 (20 made)

Field Goals Made

Most: 47, vs. Loyola-Marymount, March 16, 1989 (81 attempts)
 Least: 13, vs. Oregon State, March 18, 1949 (63 attempts)

Field Goal Percentage

High: .680, vs. Wake Forest, March 12, 1977 (31-63)
 Low: .206, vs. Oregon State, March 18, 1949 (13-63)

Free Throws Made

Most: 31, vs. Georgia State, March 15, 1991 (42 attempts)
 Least: 3, vs. Cal State-Fullerton, March 18, 1978 (6 attempts)

Free Throws Attempted

Most: 42, vs. Georgia State, March 15, 1991 (31 made)
 Least: 6, vs. Cal State-Fullerton, March 18, 1978 (3 made)

Free Throw Percentage (min 10 attempts)

High: .905, vs. Nebraska, March 12, 1998 (19-21)
 Low: .425, vs. Mercer, March 12, 1981 (19-40)

Assists

Most: 32, vs. Georgia State, March 15, 1991
 Least: 3, vs. Villanova, March 18, 1988

Steals

Most: 18, vs. Holy Cross, March 18, 1993
 Least: 0, vs. Indiana State, March 17, 1979

Blocks

Most: 8, vs. Georgia State, March 15, 1991
 Least: 0, twice

Turnovers

Most: 25, vs. Massachusetts, March 21, 1996
 Least: 7, vs. St. John's, March 20, 1993

Opponent Single-Game Team Records

Points

Most: 108, vs. N. Carolina, March 23, 2008
 Least: 40, vs. Wyoming, 1941

Field Goals Attempted

Most: 98, vs. Loyola-Marymount, March 16, 1989 (35 made)
 Least: 39, vs. St. John's, March 16, 1985 (23 made)

Field Goals Made

Most: 44, vs. N. Carolina, March 23, 2008 (65 attempts)
 Least: 15, vs. Marquette, March 21, 1996 (56 attempts)

Field Goal Percentage

High: .677, vs. N. Carolina, March 23, 2008 (44-65)
 Low: .268, vs. Marquette, March 16, 1996 (15-56)

Free Throws Made

Most: 29, vs. North Carolina, March 21, 2015 (37 attempts)
 Least: 2, vs. UCLA, March 16, 1978 (8 attempts)

Free Throws Attempted

Most: 39, vs. Duke, March 31, 1990 (28 made)
 Least: 5, vs. Virginia, March 18, 1984 (3 made)

Free Throw Percentage

High: .920, vs. Southern California, March 16, 2007 (23-25)
 Low: .250, vs. UCLA, March 16, 1978 (2-8)

Assists

Most: 28, vs. Louisville, March 18, 1989; North Carolina, March 23, 2008
 Least: 7, vs. Utah, March 14, 1998

Steals

Most: 16, vs. North Carolina A&T, March 18, 1994
 Least: 0, several times

Blocks

Most: 8, vs. Louisville, March 14, 1981
 Least: 0, several times

Turnovers

Most: 32, vs. Georgia St., March 15, 1991
 Least: 7, vs. Indiana State, March 17, 1979; North Carolina, March 23, 2008; Wofford, March 19, 2015



ALL-TIME SERIES STANDINGS

Air Force	1-1
Alabama	30-28
Alabama A&M	1-0
Alabama-Birmingham	2-2
Alabama State	8-0
Alaska-Anchorage	1-0
Alcorn State	5-0
Albright (Pa.)	0-1
American University (PR)	0-1
Appalachian State	1-1
Arizona	6-2
Arizona State	1-1
Arkansas State	5-0
Arkansas Tech	1-0
Auburn	32-16
Austin Peay	2-0
Baptist College	1-0
Baylor	94-47
Bethune-Cookman	3-0
Biscayne	1-0
Boise State	1-0
Brigham Young	0-1
Bucknell	0-1
Butler	0-1
California	1-2
California-Davis	1-0
Cal State-Fullerton	1-0
California Hayward	1-0
Canisius (N.Y.)	0-1
Centenary	21-4
Central Arkansas	4-0
Central Florida	1-0
Central Michigan	1-0
Central Missouri College	1-0
Central Missouri State	3-0
Central Oklahoma State	2-0
Chaminade	1-0
Charlotte	1-0
Chicago State	1-0
Cincinnati	1-3
City College, NY	2-0
Clemson	2-1
Coastal Carolina	2-0
College of Charleston	1-0
College of Ozarks	3-0
Connecticut	0-3
Cornell	0-1
Creighton	1-1
Culver-Stockton (Mo.)	1-0
Dayton	2-0
Delaware State	6-0
Denver University	1-0
DePaul	0-1
Drake	1-0
Drury College	10-1
Duke	2-1
East Central Oklahoma	3-0
Eastern Kentucky	2-0
Eastern Michigan	1-0
East New Mexico	1-0
East Tennessee State	1-1
Elon	1-0
Florida	11-18
Florida A&M	4-0
Florida Gulf Coast	1-0
Florida State	1-1
Fordham	1-1
Fresno State	1-0
Gardner-Webb	1-0
Georgetown	2-2
Georgia	20-14
Georgia Southern	1-0
Georgia State	2-0
Georgia Tech	1-3
Gonzaga	0-1
Grambling	5-0
Hardin-Simmons	3-1
Hartford	1-0
Hawaii	2-0
Hendrix	8-0
High Point	1-0
Hofstra	2-0
Holy Cross	1-0
Houston	21-17
Idaho State	0-2
Illinois	0-5
Illinois State	0-1
Indiana	1-1
Indiana State	3-2
Iona	1-0
Iowa	2-3
Iowa State	1-4
Jackson State	12-0
Jacksonville State	1-0
Jacksonville Univ.	1-0
Kansas	5-8
Kansas State	3-7
Kent State	1-0
Kentucky	11-27
Kentucky Wesleyan	0-1
Lamar Tech	0-1
LaSalle	0-1
Lipscomb	1-0
Long Island	0-1
Longwood	1-0
Louisiana-Lafayette	2-1
Louisiana-Monroe	8-1
Louisiana State (LSU)	32-27
Louisiana Tech	6-0
Louisville	3-4
Loyola (Calif.)	3-0
Loyola (Chicago)	0-1
Loyola (New Orleans)	1-0
MacMurray (Ill.)	1-0
Maine	1-0
Marist	1-0
Maryland	1-2
Maryland-Eastern Shore	1-0
Marquette	1-0
Massachusetts	0-2
McNeese State	1-0
Memphis	11-10
Mercer	4-0
Mexico University	1-0
Miami, Florida	0-1
Michigan	3-4
Michigan State	0-2
Milwaukee	1-0
Minnesota	3-1
Mississippi (Ole Miss)	43-31
Mississippi College	1-0
Mississippi State	32-25
Mississippi Valley State	5-0
Missouri	22-21
Missouri State	18-6
Missouri-Kansas City	1-0
Missouri-St. Louis	4-1
Missouri Western	1-0
Montevallo	3-0
Morgan State	1-1
Murray State	4-2
Nebraska	6-2
Nevada-Las Vegas	1-2
New Mexico State	2-0
New York University	0-3
Nicholls State	1-0
North Carolina	3-5
North Carolina A&T	3-0
North Carolina Central	1-0
North Carolina-Greensboro	1-0
North Carolina State	0-1
Northern Arizona	1-0
North Texas	14-0
Northeastern Illinois	1-0
NE Oklahoma State	24-0
NW Oklahoma State	1-0
Northwestern (La.) State	9-1
Notre Dame	1-0
Oakland	2-0
Ohio State	2-1
Oklahoma	15-12
Oklahoma State	14-36
Oklahoma City	8-4
Oral Roberts	9-2
Oregon	3-0
Oregon State	0-1
Ouachita Baptist	1-0
Penn State	1-0
Pepperdine	1-0
Pittsburg (Kan.) State	15-8
Pittsburgh	2-2
Portland State	1-0
Prairie View A&M	1-0
Princeton	1-0
Providence	1-2
Purdue	1-1
Quincy College	1-0
Radford	1-0
Rice	101-40
Rider College	1-0
Robert Morris	1-0
Rockhurst	4-0
St. John's	1-1
St. Peter's	2-0
Saint Louis	3-7
Samford	2-0
Sam Houston State	3-0
San Diego State	2-0
San Francisco	2-0
San Francisco State	0-1
Santa Clara	1-0
Savannah State	2-0
Seton Hall	1-0
Siena	1-0
SIU-Edwardsville	1-1
South Alabama	6-0
South Carolina	17-12
South Dakota	1-0
Southeast Missouri State	8-1
Southeastern Louisiana	5-0
Southeastern Oklahoma State	9-2
Southern Colorado	1-0
Southern California	0-3
Southern Illinois	3-2
SMU	96-58
Southern Mississippi	5-1
Southern (La.) University	1-0
Southern Utah	2-0
SW Kansas State	0-1
Southwestern (Tenn.)	0-1
Stanford	1-0
Stephen F. Austin	4-0
St. Joseph's (Pa.)	1-0
Syracuse	1-1
Tennessee	16-19
Tennessee-Chattanooga	1-0
Tennessee Martin	3-0
Tennessee State	3-0
Texas	85-67
Texas State	1-0
Texas-Arlington	6-0
Texas-Pan American	2-0
Texas-San Antonio	5-0
Texas A&M	98-53
Texas Christian	104-38
Texas Southern	6-0
Texas Tech	38-39
Texas Wesleyan	1-0
Toledo	1-0
Troy	3-1
Tulane	5-0
Tulsa	36-23
U.C. Santa Barbara	0-1
UCLA	1-2
U.S. International	1-0
USC Upstate	1-0
Utah	0-1
Utah State	0-1
Utah Valley	2-0
Vanderbilt	20-11
Villanova	0-3
Virginia	3-4
Virginia Commonwealth	1-0
Virginia Military	2-1
Wabash	1-0
Wake Forest	3-4
Washburn	1-0
Washington (Mo.)	2-0
Washington State	0-1
Weber State	2-0
West Virginia	1-0
Western Carolina	1-1
Western Illinois	3-0
Westminster (Pa.)	0-1
West Texas State	2-1
Western Kentucky	4-2
Wichita State	1-1
Winthrop	0-1
Wisconsin	1-0
Wisconsin-Parkside	1-0
Wofford	2-0
Wyoming	2-1

ALL-TIME SERIES RESULTS

Air Force					
Tied 1-1					
Away: 0-1					
Neutral: 1-0					
1991-92	W 59-58	A			
1976-77	W 72-54	N (LR)			
Alabama					
Arkansas leads 30-28					
Since Ark. Joined the SEC in '91-92: Tied, 24-24					
Home: 17-6					
Away: 5-20					
Neutral: 8-2					
1947-48	W 42-35	N (Memphis)			
1949-50	W 41-33	N (Okla. City)			
1950-51	W 46-34	N (Okla. City)			
1954-55	L 84-67	N (Houston)			
1960-61	W 83-76	N (LR)			
1967-68	L 82-65	A			
1968-69	W 52-48	N (LR)			
1986-87	L 87-76	A			
1987-88	W 80-55	N (LR)			
1990-91	W 93-70	N (Charlotte)			
1991-92	L 65-63	A			
1996-97	W 90-87	H			
1990-89	L 90-89	N (Birmingham)			
1992-93	W 74-66	A			
1993-94	L 93-82	H			
1993-94	L 66-64	A			
1994-95	W 102-81	H			
1994-95	L 88-70	H			
Stephens	W 86-80	A			
1995-96	W 69-58	N (Atlanta)			
1995-96	W 71-63	A			
1995-96	L 98-89	A			
1996-97	W 72-68	H			
1997-98	W 73-53	A			
1997-98	W 77-70	H			
1997-98	L 65-63	H			
1998-99	L 67-60	H			
1998-99	L 84-79	A			
1999-00	L 73-64	A			
1999-00	W 81-66	H			
2000-01	W 87-58	H			
2000-01	W 66-63	A			
2001-02	L 109-94	A			
1948-49	W 65-44	H			
1952-53	W 68-51	N (Dallas)			
1966-67	W 65-61	N (Los Angeles)			
1990-91	L 89-77	N (New York)			
1991-92	W 65-59	H			
1992-93	W 86-80	A			
1993-94	W 91-82	N (Charlotte)			
1995-96	L 83-73	H			
Arizona State					
Tied 1-1					
Neutral: 1-1					
1990-91	W 97-90	N (Atlanta)			
2012-13	L 83-68	N (Las Vegas)			
Arkansas State					
Arkansas leads 5-0					
Home: 3-0					
Away: 1-0					
Neutral: 1-0					
1924-25	W 31-9	H			
1925-26	W 32-14	H			
1926-27	W 42-12	H			
1947-48	W 76-59	A			
1986-87	W 67-64	N			
Arkansas Tech					
Arkansas leads 1-0					
Home: 1-0					
1950-51	W 50-45	H			
Auburn					
Arkansas leads 32-16					
Since Ark. Joined the SEC in '91-92: Ark. leads 32-15					
Home: 20-3					
Away: 11-12					
Neutral: 1-1					

RAZORBACK BASKETBALL

THE #FASTEST40

LEADERSHIP

YEAR IN REVIEW

HISTORY

RECORDS

THE UNIVERSITY

SERIES RECORDS



2006-07	W 92-52	H	1939-40	W 75-40	H	W 71-55	H	Neutral: 1-0	L 31-28	A	
2010-11	W 66-56	H		W 36-26	H	1979-80	W 84-69	1994-95	W 96-94 (OT)	H	
2014-15	W 84-67	N (North Little Rock)	1940-41	W 40-23	A	L 62-58	A	2012-13	L 91-85	H	
Southeastern Louisiana			1941-42	W 40-32	A	1980-81	W 92-50				
Arkansas leads 5-0				W 52-22	N (Okla. City)	W 47-33	H	Tennessee			
Home: 5-0				W 35-33	H	1981-82	W 68-48	Tennessee leads 19-16			
1984-85	W 65-62	H	1942-43	W 36-34	A	W 54-53	A	Since Ark. Joined the SEC in '91-'92: UT leads 18-13			
1998-99	W 95-57	H		W 39-35	H	W 63-56	A	Home: 8-4			
2008-09	W 91-87 (OT)	H	1943-44	W 36-29	A	W 71-61	H	Away: 2-11			
2011-12	W 62-55	H		W 68-58	H	W 70-69	H	Neutral: 6-3			
2013-14	W III-65	H	1944-45	W 74-49	H	W 80-71	H	1936-37	L 39-28	A	
Southeastern Oklahoma State				W 59-52	A	1984-85	L 63-60 (OT)	1937-38	L 43-31	A	
Arkansas leads 9-2			1945-46	W 65-49	A	W 69-66	A	1948-49	W 58-55	N (New Orleans)	
Home: 9-2				W 81-53	H	W 68-55	N (Dallas)	1960-61	W 89-76	N (LR)	
1929-30	W 32-29	H	1946-47	W 74-46	H	L 77-57	H	1963-64	L 77-57	N (New Orleans)	
	W 24-22	H		L 64-62	A	L 83-81	A	1991-92	L 83-81	A	
1936-37	W 33-19	H	1947-48	L 47-44	A	L 90-80	A	1992-93	L 101-91	H	
	W 39-28	H		W 58-57	H	W 63-63	A	1993-94	W 65-64	A	
1938-39	W 51-33	H	1948-49	W 47-40	H	L 93-76	A	1994-95	W 97-79	H	
	W 36-21	H		W 50-48	H	W 85-83 (OT)	A	1995-96	L 66-59	A	
1939-40	W 32-20	H	1949-50	L 57-48	A	W 81-68	H	1996-97	W 77-54	H	
	L 26-25	H		L 60-45	A	W 93-73	H	1997-98	L 74-71	H	
1941-42	W 30-19	H	1950-51	W 50-48	H	W 80-61	A		W 102-96	N (Atlanta)	
	W 38-36	H	1951-52	L 54-40	N (Dallas)	W 77-46	H	1998-99	W 69-52	H	
1955-56	L 65-64	H		L 54-50	H	W 84-51	N (Dallas)	1999-00	L 73-66	A	
Southern Colorado			1952-53	L 57-48	A	W 84-51	H	2000-01	W 82-77 (OT)	H	
Arkansas leads 1-0				L 65-62	N (Dallas)	W 90-70	H	2001-02	L 64-53	A	
Home: 1-0			1953-54	W 71-66	A	W 79-70	A	2002-03	L 70-62	H	
1976-77	W 91-43	H		L 79-74	H	W 96-70	H	2003-04	L 69-65	A	
Southern California			1954-55	W 61-58	N (Houston)	W 78-66	A	2004-05	W 70-68	H	
Southern Cal leads 3-0				L 92-68	A	W 95-96	H		L 65-46	N (Atlanta)	
Away: 0-1			1955-56	W 85-74	H	W 73-46	H	2005-06	W 73-69	A	
Neutral: 0-2				L 83-69	A	W 89-78	H	2006-07	L 83-72	H	
1966-67	L 70-67	A	1956-57	L 67-62	N (Houston)	W 78-72	A	2007-08	L 93-71	A	
1985-86	L 88-74	H		L 58-53	H	W 93-79	N (PB)		W 92-91	N (Atlanta)	
2006-07	L 77-60	N (Spokane, Wash.)	1957-58	W 72-80	A	1980-81	W 76-68	2008-09	L 74-72	H	
Southern Illinois				L 64-60	N (Houston)	1981-82	W 63-54	2009-10	L 80-73	A	
Arkansas leads 3-2			1958-59	L 69-55	A	1982-83	W 64-62	2010-11	W 68-65	H	
Home: 0-1				L 87-59	H	2000-01	L 63-54	2011-12	L 71-58	N	
Away: 0-1			1959-60	L 49-46	H	2005-06	W 77-35	2012-13	W 73-60	H	
Neutral: 3-0				W 65-63	N (Shreveport)	2006-07	W 77-35	2013-14	L 81-74	A	
1970-71	L 99-78	A	1960-61	W 61-55	N (Houston)	Southern (La.) University			2014-15	L 74-69	A
1971-72	L 93-92	H		L 65-64	H	Arkansas leads 1-0			W 69-64	H	
1972-73	W 97-96	N (LR)	1961-62	L 59-50	H	Neutral: 1-0			W 80-72	N (Nashville)	
1985-86	W 86-72	N (LR)		L 56-51	A	Arkansas leads 1-0			L 67-57	H	
2006-07	W 61-53 (OT)	N (Orlando, Fla.)	1962-63	L 72-70	H	Neutral: 1-0			L 66-65	N (Houston)	
Southern Methodist (SMU)				L 93-82	A	Southern Utah			L 64-61	A	
Arkansas leads 96-58			1963-64	W 76-74	H	Arkansas leads 2-0			L 67-57	H	
Home: 55-17				W 88-82 (OT)	A	Home: 1-0			L 75-74	A	
Away: 37-33			1964-65	L 77-70	H	Neutral: 1-0			W 79-74	H	
Neutral: 4-8			1965-66	L 84-81	A	1988-89			W 109-76	N (PB)	
1923-24	L 17-11	H		W 73-71	A	1996-97			W 92-52	H	
	W 21-15	H	1966-67	W 82-79	H	Southwest Kansas State			2013-14	W 72-53	H
1924-25	W 29-25	A		W 82-71	A	SW Kansas leads 1-0					
	W 39-20	A	1967-68	L 86-71	A	Neutral: 0-1					
1925-26	W 29-27	H		L 84-76	H	1937-38			L 36-33	N (Okla. City)	
	W 28-8	H	1968-69	L 88-75	A	Southwestern (Tenn.)					
1926-27	W 32-30	A		L 75-74	H	Arkansas leads 1-0					
	W 32-31	A	1969-70	L 67-66	A	Home: 1-0					
1927-28	W 48-26	H		L 69-59	H	1940-41			W 58-35	H	
	W 34-22	H	1970-71	L 69-66	A	Stanford					
1928-29	W 32-26	A		W 70-68	A	Stanford leads 1-0					
	W 39-17	A	1971-72	L 95-87	H	Away: 0-1					
1929-30	W 28-27	H		L 84-69	N (LR)	1947-48			L 60-53	A	
	W 44-29	H	1972-73	L 76-75	A	Stephen F. Austin					
1930-31	W 32-27	A		W 88-72	H	Arkansas leads 4-0					
	L 40-27	A	1973-74	L 90-88	A	Home: 3-0					
1931-32	W 46-20	H		L 112-99	H	Neutral: 1-0					
	W 29-20	H	1974-75	W 103-96	A	1935-36			W 53-24	N (Houston)	
1932-33	W 40-23	A		W 89-88	H	2006-07			W 70-59	H	
	W 26-25	A	1975-76	L 95-87	A	2008-09			W 67-51	H	
1933-34	W 39-35	H		L 69-66	A	2009-10			W 72-69	H	
	L 44-37	H	1976-77	W 70-68	A	St. Joseph's (Pa.)					
1934-35	L 30-22	A		L 95-87	H	Arkansas leads 1-0					
	L 41-27	A	1977-78	W 77-59	A	Away: 1-0					
1935-36	W 34-23	H		L 82-81	H	1946-47			W 46-36	A	
	W 40-28	H	1978-79	L 82-76	A	Syracuse					
1936-37	L 29-25	A		W 74-70	H	Tied 1-1					
	W 37-28	A		W 81-58	H	Home: 0-1					
1937-38	W 32-23	H		W 72-65	H						
	W 34-26	H		W 86-75	A						
1938-39	L 47-31	A		L 32-19	A						

RAZORBACK BASKETBALL

THE #FASTEST40

LEADERSHIP

YEAR IN REVIEW

HISTORY

RECORDS

THE UNIVERSITY



SERIES RECORDS

1974-75	W 56-52	H		W 46-31	A	L 92-89	A	W 51-38	A	1981-82	W 62-59	A		
	W 68-56	A	1928-29	W 49-32	H	W 100-89	H	W 59-45	H		W 79-69	H		
1975-76	L 59-57	A		W 38-29	H	L 86-85	A	W 52-36	H		W 80-70	N (Dallas)		
	W 75-68	N (LR)	1929-30	W 28-24	A	W 84-73	A	W 67-42	A	1982-83	W 69-55	H		
1976-77	W 86-58	A		W 25-23	A	L 108-82	H	W 66-43	A		W 64-56	A		
	W 73-61	H	1930-31	W 30-19	H	L 86-80 (OT)	H	W 41-33	H		L 61-59	N (Dallas)		
1977-78	L 75-69	A		L 37-34	H	W 97-86	H	W 63-37	H	1983-84	W 70-62	A		
	W 75-71	H	1931-32	L 28-23	A	W 95-89 (20T)	H	L 37-25	N (Okla. City)		W 55-48	H		
1978-79	L 66-63	H		W 33-27	A	L 62-60	A	W 33-23	A	1984-85	W 67-59	H		
	W 68-58	A	1932-33	L 25-21	H	W 93-91 (20T)	H	W 54-39	H		L 72-66 (OT)	A		
	W 39-38	N (Houston)		L 25-23	H	L 70-69	H	W 71-50	H	1985-86	L 71-62	A		
1979-80	W 55-50	A	1933-34	W 23-22	A	W 72-58	H	W 60-29	H		L 73-71 (20T)	H		
	W 60-59	H		L 35-23	A	W 63-62	A	W 37-33	A	1986-87	L 80-77	H		
	W 64-62	N (San Antonio)	1934-35	W 45-41	H	W 84-68	H	W 60-35	A		L 73-66	A		
1980-81	L 62-60	H		W 51-31	H	W 80-79	A	L 53-50	H	1987-88	W 96-53	H		
	W 54-48	A	1935-36	W 22-18	A	W 74-69 (OT)	A	W 58-36	H		W 63-61	A		
	L 76-73	N (LR)		W 34-27	A	W 60-56	H	W 54-39	H	1988-89	L 51-45	A		
1981-82	L 87-73	A	1936-37	W 45-19	H	L 45-39	A	W 63-53	A		W 100-60	H		
	W 62-55 (OT)	H		W 36-32	H	W 45-44	H	W 37-30	H	1989-90	W 93-79	H		
1982-83	W 83-64	H	1937-38	W 45-32	A	L 52-50	N (San Antonio)	W 47-38	H		L 81-79	A		
	W 84-67	A		W 33-22	A	W 52-47	A	W 41-36	A	1990-91	W 93-73	A		
1983-84	W 70-66	A	1938-39	W 61-42	H	W 65-61	A	W 67-52	H		W 97-61	H		
	W 59-41	H		W 66-38	H	W 64-63	H	W 52-43	H	Texas Southern				
1984-85	W 64-58	H	1939-40	W 37-25	A	W 92-75	H	W 45-39	A	Arkansas leads 6-0				
	W 60-51	A		L 41-38	A	W 66-64	A	L 42-31	A	Home: 4-0				
	W 66-46	N (Dallas)	1940-41	W 66-38	H	W 62-55	H	L 52-42	H	Neutral: 2-0				
1985-86	L 59-55	A		W 58-36	H	W 77-54	H	W 56-45	N (LR)	1988-89	W 97-79	N (LR)		
	L 61-57	H	1941-42	W 47-45	A	W 59-58	A	L 68-56	A	1993-94	W 129-63	H		
1986-87	W 79-62	H		W 40-31	A	W 49-47	N (Dallas)	L 49-46	H	1994-95	W 79-78	N (Austin, Texas)		
	L 78-73	A	1942-43	W 79-49	H	W 70-67	A	L 65-63	A	2008-09	W 80-61	H		
1987-88	W 91-62	H		L 67-52	H	W 58-53	H	W 60-50	N (Houston)	2010-11	W 67-59	H		
	L 79-72	A	1943-44	W 70-35	A	L 81-67	A	W 66-59	A	2011-12	W 77-49	H		
1988-89	W 99-92	A		W 60-38	H	L 93-76	H	W 70-55	H	Texas State				
	W 105-82	H	1944-45	W 80-21	A	L 67-51	N (Dallas)	L 67-62	H	Arkansas leads 3-0				
	W 100-76	N (Dallas)		W 87-36	H	W 87-69	H	W 110-89	A	Home: 3-0				
1989-90	W 109-100	H	1945-46	L 56-55	A	W 100-97 (20T)	A	W 74-72	H	2001-02	W 90-68	H		
	W 103-96 (OT)	A		W 53-43	A	L 74-67	A	W 90-71	H	2002-03	W 70-60	H		
1990-91	W 101-89	H	1946-47	W 62-56	H	W 79-58	H	W 62-58	H	2005-06	W 73-67	H		
	L 99-86	A		W 71-58	H	W 76-64	N (Dallas)	L 64-57	A	Texas Tech				
2006-07	W 120-89	N (Dallas)	1947-48	W 62-47	A	W 75-60	A	W 65-49	A	Texas Tech leads 39-38				
	L 80-76	A		W 57-46	A	L 82-71	A	W 56-46	A	Home: 23-11				
2008-09	W 67-61	H	1948-49	W 62-47	H	W 94-84	N (Dallas)	L 52-45	A	Away: 11-23				
2009-10	L 96-85	H		W 61-46	A	W 100-84	A	L 76-71	H	Neutral: 4-5				
2010-11	L 79-46	A	1949-50	L 43-35	A	W 114-100	H	W 74-60	H	1942-43	W 43-38	N (Okla. City)		
Texas-Arlington				1950-51	L 34-33	A	W 111-72	A	W 88-75	H	1957-58	W 71-67	N (Houston)	
Arkansas leads 6-0					W 45-38	H	W 108-61	N (Dallas)	W 96-76	A	1958-59	W 81-59	H	
Home: 4-0				1951-52	L 49-46	N (Dallas)	2010-11	L 71-62 (OT)	N (Dallas)	W 64-61	A	W 104-94	H	
Away: 1-0					L 47-42	H	2012-13	L 69-51	A	W 90-80	H	1963-64	W 66-60	H
Neutral: 1-0					W 49-40	A		W 73-62	H	1962-63	W 81-59	A	W 66-60	H
1965-66	W 78-64	H	1952-53	L 56-48	A	2013-14	L 69-53	A	W 104-94	A	1964-65	W 88-70	H	
1968-69	W 80-69	H		W 45-38	A	2014-15	W 81-75	H	W 66-60	H	1965-66	W 88-77	H	
	W 87-78	N (LR)	1953-54	W 80-55	H	Texas Christian (TCU)				1966-67	W 88-70	A		
1969-70	W 85-73	A		W 67-54	A	Arkansas leads 104-38				1967-68	W 96-72	H		
1999-00	W 102-95 (OT)	H	1954-55	W 74-70	N (Houston)	Home: 54-15				1968-69	L 85-79	A		
2010-11	W 87-74	H		L 62-59	A	Away: 46-21				1969-70	L 82-68	H		
Texas-Pan American				1955-56	W 80-49	N (Houston)	Neutral: 4-2				1970-71	L 89-87	H	
Arkansas leads 2-0					W 98-66	H	1923-24	L 31-30	H	1971-72	L 92-86	A		
Home: 2-0					W 61-52	A		L 23-21	H	1972-73	L 95-77	H		
1999-00	W 70-56	H	1956-57	W 73-65	A	1924-25	L 28-26	A	L 98-90	A	1973-74	W 86-74	H	
2005-06	W 66-38	H		W 63-46	H		W 21-20	A	W 109-99	H	1974-75	W 70-61	A	
Texas-San Antonio				1957-58	W 67-51	H	1925-26	W 24-23	H	W 81-57	H	1975-76	W 100-65	A
Arkansas leads 5-0					L 66-57	A		L 30-15	H	W 83-66	A	1976-77	W 62-45	H
Home: 3-0				1958-59	L 63-62	H	1926-27	W 24-16	A	W 79-64	H	1977-78	W 43-35	N (LR)
Away: 1-0					W 72-71	A		W 23-22	A	W 77-57	A	1978-79	W 90-51	A
Neutral: 1-0				1959-60	L 77-68	H	1927-28	W 23-18	H	W 84-42	H	1979-80	W 108-65	H
1981-82	W 71-42	A		L 82-61	A		W 28-24	H	W 74-47	A	1980-81	W 85-51	H	
1982-83	W 78-59	H	1960-61	L 81-62	A	1928-29	W 41-24	A	W 63-48	A	1976-77	W 63-48	A	
1984-85	W 74-67	N (LR)		L 70-68	H		W 66-26	H	W 59-45	H	1977-78	W 63-48	A	
2007-08	W 67-42	H	1961-62	W 64-59	H	1929-30	W 32-21	H	W 96-95	A	1978-79	W 90-51	A	
2013-14	W 89-48	H		L 89-79	A		W 22-18	H	W 86-74	H	1979-80	W 70-58	A	
Texas A&M				1962-63	W 66-55	A	1930-31	L 35-26	A	W 81-57	H	1980-81	W 85-51	H
Arkansas leads 98-53					L 80-78	A		W 30-29	A	W 81-57	H	1981-82	W 85-51	H
Since TAMU Joined the SEC in '12-'13: A&M leads 2-2				1963-64	L 72-64	H	1931-32	L 31-27	H	W 81-57	H	1982-83	W 85-51	H
Home: 54-14					L 60-57	H		W 37-24	A	W 81-57	H	1983-84	W 85-51	H
Away: 37-35				1964-65	L 82-79	H	1932-33	L 29-19	H	W 81-65	H	1984-85	W 85-51	H
Neutral: 7-4					L 91-77	A		L 30-26	A	W 81-65	H	1985-86	W 85-51	H
1923-24	L 35-27	A	1965-66	L 75-72	H	1933-34	W 31-15	H	W 81-65	H	1986-87	W 85-51	H	
	L 32-17	A		W 94-71	H		L 28-21	H	W 81-65	H	1987-88	W 85-51	H	
1924-25	W 54-18	H	1966-67	W 47-46	N (LR)	1934-35	W 41-20	A	W 81-65	H	1988-89	W 85-51	H	
	W 38-17	H		L 60-53	A		W 42-24	A	W 81-65	H	1989-90	W 85-51	H	
1925-26	W 37-27	A	1967-68	W 75-70	H	1935-36	W 47-15	H	W 81-65	H	1990-91	W 85-51	H	
	W 35-27	A		L 71-67	A		W 40-29	H	W 81-65	H	1991-92	W 85-51	H	
1926-27	W 37-34	H	1968-69	L 73-68	A	1936-37	W 38-35	A	W 81-65	H	1992-93	W 85-51	H	
	W 25-16	H		L 79-66	A		W 43-21	A	W 81-65	H	1993-94	W 85-51	H	
1927-28	W 42-18	A	1969-70	L 64-59	H	1937-38	W 53-26	H	W 81-65	H	1994-95	W 85-51	H	
				L 72-60	H		W 57-38	H	W 81-65	H	1995-96	W 85-51	H	
			1970-71	L 87-83	H	1938-39	W 44-32	H	W 81-65	H	1996-97	W 85-51	H	

SERIES RECORDS



Year	Score	Location	Year	Score	Location	Year	Score	Location	Year	Score	Location
1977-78	W 60-53	H	1952-53	L 69-50	A	1991-92	W 91-71	H	Neutral: 1-0		Wyoming
	W 54-49	A		L 61-50	H	1992-93	L 102-89	A	1953-54	W 69-55	A
	W 58-49	H	1953-54	L 51-50	A	1993-94	W 89-76	A		W 68-50	N (LR)
1978-79	W 63-57	H		W 55-49	H	1994-95	W 97-94 (OT)	H			
	W 66-65	A	1954-55	L 63-47	A		W 73-72	N (Atlanta)	Washington State		
	W 93-77	N (Houston)		W 68-60	H	1995-96	L 80-73	H	Washington State leads 1-0		
1979-80	W 71-69 (OT)	A	1955-56	L 53-45	H	1996-97	L 87-83 (OT)	A	Neutral: 0-1		
	W 84-60	H		L 55-51	A	1997-98	W 93-83	H	1940-41	L 64-53	N (Kansas City)
1980-81	W 60-55	H	1956-57	W 77-70	A	1998-99	L 73-69	A			(LR) - Little Rock, Ark.
	W 64-61	A		W 52-43	H	1999-00	W 78-63	H			(NLR) - North Little Rock, Ark.
1981-82	L 79-74	A	1957-58	W 79-61	A	2000-01	L 81-64	A	Weber State		(PB) - Pine Bluff, Ark.
	W 67-61	H		W 50-43	H	2001-02	W 81-67	H	Arkansas leads 2-0		
1982-83	W 62-59	A	1958-59	L 54-52	H	2002-03	W 60-50	A	Neutral: 2-0		
	W 77-63	H		L 61-54	A	2003-04	W 70-62	H	1977-78	W 73-52	N (Eugene, Ore.)
1983-84	W 67-57	H	1959-60	W 65-51	H	2004-05	L 79-65	A	1978-79	W 74-63	N (Lawrence, Kan.)
	W 55-49	A		L 78-65	A	2005-06	W 78-66	H			
1984-85	L 64-48	A	1960-61	L 64-59	A	2006-07	W 82-67	A	West Texas State		
	L 52-50	H		W 66-58	H		W 72-71	N (Atlanta)	Arkansas leads 2-1		
	L 67-64	N (Dallas)	1961-62	W 87-59	H	2007-08	W 78-73	H	Home: 1-1		
1985-86	L 48-46	H		W 99-77	A		W 81-75	N (Atlanta)	Neutral: 1-0		
	W 79-72 (OT)	A	1962-63	L 76-68	H	2008-09	L 75-58	A	1939-40	W 48-43	N (Okla. City)
1986-87	L 95-73	A		L 68-66	A	2009-10	L 89-72	H	1941-42	L 54-41	H
	W 93-75	H	1963-64	L 95-86	A	2010-11	W 89-78	A	1978-79	W 84-54	H
	L 73-59	N (Dallas)	1964-65	W 65-64	H	2011-12	W 82-74	H			
1987-88	W 69-48	H	1969-70	L 74-66	N (Memphis)	2012-13	W 56-33	H	West Virginia		
	W 75-65	A	1972-73	L 85-81	H		L 67-49	A	Arkansas leads 1-0		
1988-89	W 69-62	H	1974-75	L 64-60	H		L 75-72	N (Nashville)	Neutral: 1-0		
	L 84-73	A	1976-77	W 81-66	A	2013-14	W 77-74	A	2006-07	W 71-64	N (Orlando, Fla.)
1989-90	W 92-75	A	1984-85	W 70-66	N (LR)	2014-15	W 82-70	H			
	W 100-77	H	1987-88	L 68-47	A				Western Carolina		
1990-91	W 113-86	A	1988-89	W 118-69	H				Tied 1-1		
	W 87-69	H	1991-92	W 74-64	A	Villanova			Home: 1-1		
2005-06	W 78-65	N (Dallas)	1992-93	W 101-87	H	Villanova leads 3-0			1998-99	W 90-54	H
2006-07	L 71-56	N (NLR)	1993-94	W 93-91 (OT)	A	Away: 0-1			2003-04	L 62-59 (OT)	H
				W 103-84	N (Dallas)	Neutral: 0-2					
Texas Wesleyan			1994-95	W 82-63	H	1983-84	L 58-54	A	Western Illinois		
Arkansas leads 1-0			2001-02	W 79-75	H	1987-88	L 82-74	N (Cincinnati)	Arkansas leads 3-0		
Neutral: 1-0			2002-03	L 61-60	A	1998-99	L 76-63	N (Fairbanks, Alaska)	Home: 2-0		
1942-43	W 52-46	N (Okla. City)	2003-04	W 81-74	A				Away: 1-0		
			2004-05	W 85-73	H	Virginia			1974-75	W 88-51	H
Toledo			2006-07	W 68-59	H	Virginia leads 4-3			1975-76	W 75-72 (OT)	A
Arkansas leads 1-0						Home: 1-0			2005-06	W 83-54	H
Neutral: 1-0						Away: 0-2					
1962-63	W 58-55	N (Okla. City)	U.C. Santa Barbara			Neutral: 2-2			Westminister (Pa.)		
			U.C. Santa Barbara leads 1-0			1983-84	L 53-51 (OT)	N (E. Rutherford, N.J.)	Westminister leads 1-0		
			Away: 0-1			1984-85	L 54-52	A	Away: 0-1		
Troy			1973-74	L 109-80	A	1986-87	L 78-66	N (PB)	1944-45	L 71-61	A
Arkansas leads 3-1						1987-88	W 66-52	H			
Home: 2-1			UCLA			1988-89	L 75-65	A	Western Kentucky		
Neutral: 1-0			UCLA leads 2-1			1994-95	W 68-61	N (Seattle)	Arkansas leads 4-2		
1996-97	W 137-70	H	Away: 0-1			1998-99	W 85-83	N (Fairbanks, Alaska)	Home: 0-1		
2002-03	L 74-66	H	Neutral: 1-1						Away: 0-1		
2004-05	W 89-54	N (St. Thomas, U.S. Virgin Islands)	1973-74	L 101-79	A	Virginia Commonwealth			Neutral: 4-0		
			1977-78	W 74-70	N (Albuquerque, N.M.)	Arkansas leads 1-0			1935-36	W 43-36	N (LR)
2010-11	W 75-60	H	1994-95	L 89-78	N (Seattle)	Neutral: 1-0				W 39-30	N (LR)
						2007-08	W 70-60	N (San Juan, Puerto Rico)	1945-46	W 66-46	N (LR)
Tulane			U.S. International							W 67-38	N (LR)
Arkansas leads 5-0			Arkansas leads 1-0			Virginia Military			1973-74	L 102-100	H
Home: 1-0						Arkansas leads 2-1			1974-75	L 74-63	A
Away: 3-0			1989-90	W 166-101	H	Neutral: 2-1			Wichita State		
Neutral: 1-0						1964-65	L 72-70	N (Los Angeles)	Tied 1-1		
1949-50	W 42-41	A	USC Upstate			1973-74	W 96-86	N (LR)	Home: 1-0		
1972-73	W 87-83	A	Arkansas leads 1-0			1989-90	W 92-61	N (LR)			
1973-74	W 89-73	H	Home: 1-0								
1975-76	W 67-55	N (LR)	2011-12	W 83-63	H	Wabash			1956-57	L 64-47	A
1976-77	W 76-73	A				Arkansas leads 1-0				W 80-67	H
			Utah			Home: 1-0					
Tulsa			Utah leads 1-0			1973-74	W 83-77	H	Winthrop		
Arkansas leads 36-23			Neutral: 0-1						Arkansas leads 1-0		
Home: 24-8			1997-98	L 75-69	N (Boise, Idaho)	Wake Forest			Neutral: 1-0		
Away: 9-14						Wake Forest leads 4-3			2004-05	W 72-49	N (St. Thomas, U.S. Virgin Islands)
Neutral: 3-1			Utah State			Home: 1-2					
1931-32	W 33-28	H	Arkansas leads 1-0			Away: 1-0			Wisconsin		
	W 37-29	H	Away: 0-1			Neutral: 1-2			Wisconsin leads 1-0		
1932-33	W 35-25	A	1971-72	L 95-94	A	1976-77	L 86-80	N (Norman, Okla.)	Neutral: 0-1		
	W 28-19	H				1981-82	L 49-48	N (LR)	2012-13	L 77-70	N (Las Vegas)
1933-34	W 18-13	H	Utah Valley			1982-83	W 68-65	N (Greensboro, N.C.)			
	L 25-24	A	Arkansas leads 2-0			1998-99	W 75-59	A	Wisconsin-Parkside		
1934-35	L 25-21	A	Home: 2-0			1999-00	L 70-64	H	Arkansas leads 1-0		
	W 33-14	H	2011-12	W 67-59	H	2001-02	L 76-71	H	Home: 1-0		
1935-36	W 47-30	A	2014-15	W 79-46	H	2014-15	W 83-53	H	1981-82	W 84-59	H
	W 42-28	H									
1941-42	W 59-30	H	Vanderbilt			Washburn			Wofford		
	W 69-27	H	Arkansas leads 20-11			Washburn leads 1-0			Arkansas leads 2-0		
1946-47	W 56-21	H	Since Ark. joined the SEC in '91-92: Ark. leads 18-10			Home: 0-1			Home: 1-0		
1950-51	W 59-46	H	Home: 12-2			1970-71	L 80-75	H	Neutral: 1-0		
	L 48-46	A	Away: 5-8						2007-08	W 67-45	H
	W 53-44	N (Okla. City)	Neutral: 3-1			Washington (Mo.)			2014-15	W 56-53	N (Jacksonville, Fla.)
1951-52	L 48-44	A	1963-64	L 101-77	A	Arkansas leads 2-0					
	L 66-48	H	1990-91	W 107-70	H	Away: 1-0					

RAZORBACK BASKETBALL

THE #FASTEST40

LEADERSHIP

YEAR IN REVIEW

HISTORY

RECORDS

THE UNIVERSITY



YEAR-BY-YEAR RECORDS

Season	Coach	Record	Conference	Finish	Postseason	Season	Coach	Record	Conference	Finish	Postseason
1923-24	Francis Schmidt	17-11	3-9	7th	--	1994-95	Nolan Richardson	32-7	12-4	T-1st West	NCAA Runner-up
1924-25	Francis Schmidt	21-5	10-4	3rd	--	1995-96	Nolan Richardson	20-13	9-7	T-2nd West	NCAA Reg. Semi
1925-26	Francis Schmidt	23-2	11-1	1st	--	1996-97	Nolan Richardson	18-14	8-8	2nd West	NIT Final Four
1926-27	Francis Schmidt	14-2	8-2	1st	--	1997-98	Nolan Richardson	24-9	11-5	2nd West	NCAA Second Round
1927-28	Francis Schmidt	19-1	12-0	1st	--	1998-99	Nolan Richardson	23-11	9-7	2nd West	NCAA Second Round
1928-29	Francis Schmidt	19-1	11-1	1st	--	1999-00	Nolan Richardson	19-15	7-9	3rd West	NCAA First Round
1929-30	Charles Bassett	16-7	10-2	1st	--	2000-01	Nolan Richardson	20-11	10-6	2nd West	NCAA First Round
1930-31	Charles Bassett	14-9	7-5	T-3rd	--	2001-02	Nolan Richardson**	14-15	6-10	T-4th West	--
1931-32	Charles Bassett	18-6	8-4	3rd	--	2002-03	Stan Heath	9-19	4-12	T-5th West	--
1932-33	Charles Bassett	14-7	6-6	4th	--	2003-04	Stan Heath	12-16	4-12	6th West	--
1933-34	Glen Rose	16-8	6-6	T-3rd	--	2004-05	Stan Heath	18-12	6-10	4th West	--
1934-35	Glen Rose	14-5	9-3	T-1st	--	2005-06	Stan Heath	22-10	10-6	T-2nd West	NCAA First Round
1935-36	Glen Rose	24-3	11-1	1st	--	2006-07	Stan Heath	21-14	7-9	3rd West	NCAA First Round
1936-37	Glen Rose	12-6	8-4	2nd	--	2007-08	John Pelphrey	23-12	9-7	2nd West	NCAA Second Round
1937-38	Glen Rose	19-3	11-1	1st	--	2008-09	John Pelphrey	14-16	2-14	6th West	--
1938-39	Glen Rose	18-5	9-3	2nd	--	2009-10	John Pelphrey	14-18	7-9	T-3rd West	--
1939-40	Glen Rose	12-10	6-6	4th	--	2010-11	John Pelphrey	18-13	7-9	T-3rd West	--
1940-41	Glen Rose	20-3	12-0	1st	NCAA Final Four	2011-12	Mike Anderson	18-14	6-10	9th	--
1941-42	Glen Rose	19-4	10-2	T-1st	--	2012-13	Mike Anderson	19-13	10-8	7th	--
1942-43	Eugene Lambert	19-7	8-4	3rd	--	2013-14	Mike Anderson	22-12	10-8	5th	NIT Second Round
1943-44	Eugene Lambert	16-8	11-1	T-1st	NCAA Selection*	2014-15	Mike Anderson	27-9	13-5	2nd	NCAA Third Round
1944-45	Eugene Lambert	17-9	9-3	2nd	NCAA Final Four	Totals	92 years	1,605-901	790-516		
1945-46	Eugene Lambert	16-7	9-3	2nd	--			(.640)	(.605)		
1946-47	Eugene Lambert	14-10	8-4	T-2nd	--						
1947-48	Eugene Lambert	16-8	8-4	3rd	--						
1948-49	Eugene Lambert	15-11	9-3	T-1st	NCAA Regional						
1949-50	Presley Askew	12-12	8-4	T-1st	--						
1950-51	Presley Askew	13-11	7-5	4th	--						
1951-52	Presley Askew	10-14	4-8	T-6th	--						
1952-53	Glen Rose	10-11	4-8	T-5th	--						
1953-54	Glen Rose	13-9	6-6	T-3rd	--						
1954-55	Glen Rose	14-9	8-4	T-2nd	--						
1955-56	Glen Rose	11-12	9-3	2nd	--						
1956-57	Glen Rose	11-12	5-7	5th	--						
1957-58	Glen Rose	17-10	9-5	T-1st	NCAA Regional						
1958-59	Glen Rose	9-14	6-8	T-5th	--						
1959-60	Glen Rose	12-11	7-7	T-4th	--						
1960-61	Glen Rose	16-7	9-5	3rd	--						
1961-62	Glen Rose	14-10	5-9	6th	--						
1962-63	Glen Rose	13-11	8-6	4th	--						
1963-64	Glen Rose	9-14	6-8	6th	--						
1964-65	Glen Rose	9-14	5-9	5th	--						
1965-66	Glen Rose	13-10	7-7	T-4th	--						
1966-67	Duddy Waller	6-17	4-10	T-7th	--						
1967-68	Duddy Waller	10-14	7-7	5th	--						
1968-69	Duddy Waller	10-14	4-10	8th	--						
1969-70	Duddy Waller	5-19	3-11	8th	--						
1970-71	Lanny Van Eman	5-21	1-13	8th	--						
1971-72	Lanny Van Eman	8-18	5-9	6th	--						
1972-73	Lanny Van Eman	16-10	9-5	T-2nd	--						
1973-74	Lanny Van Eman	10-16	6-8	5th	--						
1974-75	Eddie Sutton	17-9	11-3	2nd	--						
1975-76	Eddie Sutton	19-9	9-7	4th	--						
1976-77	Eddie Sutton	26-2	16-0	1st	NCAA First Round						
1977-78	Eddie Sutton	32-4	14-2	T-1st	NCAA Final Four						
1978-79	Eddie Sutton	25-5	13-3	T-1st	NCAA Regional Final						
1979-80	Eddie Sutton	21-8	13-3	2nd	NCAA First Round						
1980-81	Eddie Sutton	24-8	13-3	1st	NCAA Regional Semifinal						
1981-82	Eddie Sutton	23-6	12-4	1st	NCAA Second Round						
1982-83	Eddie Sutton	26-4	14-2	2nd	NCAA Reg.Semifinal						
1983-84	Eddie Sutton	25-7	14-2	2nd	NCAA First Round						
1984-85	Eddie Sutton	22-13	10-6	2nd	NCAA Second Round						
1985-86	Nolan Richardson	12-16	4-12	7th	--						
1986-87	Nolan Richardson	19-14	8-8	5th	NIT Second Round						
1987-88	Nolan Richardson	21-9	11-5	T-2nd	NCAA First Round						
1988-89	Nolan Richardson	25-7	13-3	1st	NCAA Second Round						
1989-90	Nolan Richardson	30-5	14-2	1st	NCAA Final Four						
1990-91	Nolan Richardson	34-4	15-1	1st	NCAA Regional Final						
• Arkansas joins the Southeastern Conference •											
1991-92	Nolan Richardson	26-8	13-3	1st Overall	NCAA Second Round						
1992-93	Nolan Richardson	22-9	10-6	1st West	NCAA Regional Semifinal						
1993-94	Nolan Richardson	31-3	14-2	1st Overall	NCAA Champion						

* Southwest Conference champion Arkansas prevented from participating in NCAA Tournament due to an automobile accident.

** Mike Anderson was 1-1 as interim head coach.



Head Coach Nolan Richardson, with former President of the United States Bill Clinton, won 389 games and guided Arkansas to the Final Four three times from 1986-2002.

HEAD COACHING RECORDS



Years	Coach	Years	W	L	Pct.
1924-29	Francis Schmidt	6	113	22	.837
1930-33	Charles Bassett	4	62	29	.681
1934-42	Glen Rose	9	154	47	.766
1943-49	Eugene Lambert	7	113	60	.653
1950-52	Presley Askew	3	35	37	.486
1953-66	Glen Rose	14	171	154	.526
1967-70	Duddy Waller	4	31	64	.326
1971-74	Lanny Van Eman	4	39	65	.375
1975-85	Eddie Sutton	11	260	75	.776
1986-02	Nolan Richardson	17	389	169	.697
2003-07	Stan Heath	5	82	71	.536
2008-11	John Pelphrey	4	69	59	.539
2012-pres.	Mike Anderson	4	86	48	.641
Totals		92	1,605	901	.640

RAZORBACK BASKETBALL

THE #FASTEST40



MIKE ANDERSON



PRESLEY ASKEW



CHARLES BASSETT



STAN HEATH


LEADERSHIP




EUGENE LAMBERT



JOHN PELPHREY



NOLAN RICHARDSON



GLEN ROSE

YEAR IN REVIEW

HISTORY



FRANCIS SCHMIDT



EDDIE SUTTON



LARRY VAN EMAN



DUDDY WALLER

RECORDS

THE UNIVERSITY



YEAR-BY-YEAR RESULTS

1923-24 17-11, 3-9 (7th) Coach: Francis Schmidt

Opponent	Site	W/L	Score
@NE Oklahoma St.	A	W	19-13
@NE Oklahoma St.	A	W	33-12
Boynton Boys School	H	W	46-18
Jonesboro YMCA	H	L	38-25
Gay Oil Company	H	W	34-19
North Little Rock High	H	W	35-28
Fort Smith Faculty	H	W	69-8
Ozark Athletic Club	H	W	61-36
NE Oklahoma St.	H	W	43-22
NE Oklahoma St.	H	W	42-14
Arkansas Normal	H	W	62-27
Arkansas Normal	H	W	34-14
Southwest Missouri St.	H	L	38-31
Southwest Missouri St.	H	W	22-21
SMU*	H	L	17-11
SMU*	H	W	21-15
TCU*	H	L	31-30
TCU*	H	L	23-21
Hendrix College	H	W	28-18
Hendrix College	H	W	39-21
@Baylor*	A	L	33-29
@Baylor*	A	W	28-14
@Texas A&M*	A	L	35-27
@Texas A&M*	A	L	32-17
@Rice*	A	L	22-19
@Rice*	A	W	29-22
Texas*	H	L	30-26
Texas*	H	L	32-21

* Southwest Conference games

1924-25 21-5, 9-3 (3rd) Coach: Francis Schmidt

Opponent	Site	W/L	Score
@College of the Ozarks	A	W	27-18
Gay Oil Company @ LR	N	W	31-13
England National Bank @ LR	N	W	31-22
Stuttgart Athletic Club	H	W	34-18
Jonesboro YMCA	H	W	28-24
Southeast Missouri St.	H	L	28-21
@Cairo (Ill.) Aces	A	W	35-7
@Bemis (Tenn.) YMCA	A	W	31-24
@Arkansas St.	A	W	31-9
@England Athletic Club	A	W	78-22
Hendrix College	H	W	40-16
Hendrix College	H	W	34-25
@SMU*	A	W	29-25
@SMU*	A	W	39-20
@TCU*	A	L	28-26
@TCU*	A	W	21-20
Baylor*	H	W	39-14
Baylor*	H	W	23-14
Rice*	H	W	37-19
Rice*	H	W	29-9
Texas A&M*	H	W	54-18
Texas A&M*	H	W	38-17
@Texas*	A	L	20-18
@Texas*	A	L	21-12
Oklahoma St.	H	W	21-17
Oklahoma St.	H	L	25-23

* Southwest Conference games

1925-26 23-2, 11-1 (1st) SWC champion Coach: Francis Schmidt

Opponent	Site	W/L	Score
@Ozark Athletic Club	A	W	81-7
@Fort Smith National Guard	A	W	64-6
Union Trust Company @ LR	N	W	35-22
England Athletic Club	H	W	64-18
@Jonesboro YMCA	A	W	29-22
@Arkansas St.	A	W	32-14
@Centralia (Ill.) Lions	A	W	29-13
@New Coliseum (St. Louis) Ath. Club	A	W	29-20
@St. Louis	A	L	40-30
Hendrix College	H	W	43-25
Hendrix College	H	W	39-21
SMU*	H	W	29-27
SMU*	H	W	28-8
@Baylor*	A	W	22-9
@Baylor*	A	W	19-14
Centenary	H	W	69-21
Centenary	H	W	43-9
Texas*	H	W	35-12
Texas*	H	W	27-7
@Rice*	A	W	54-15
@Rice*	A	W	25-17
@Texas A&M*	A	W	37-27
@Texas A&M*	A	W	35-21
TCU*	H	W	24-23
TCU*	H	L	30-15

* Southwest Conference games

1926-27 14-2, 8-2 (1st) SWC champion Coach: Francis Schmidt

Opponent	Site	W/L	Score
NE Oklahoma St.	H	W	27-13
NE Oklahoma St.	H	W	25-19
@Graham & Broening @ LR	A	W	38-34
@Southwestern Bell @ LR	A	W	42-26
@Jonesboro YMCA	A	W	49-25
@Arkansas St.	A	W	42-12
Rice*	H	W	36-18
Rice*	H	W	34-18
@TCU*	A	W	24-16
@TCU*	A	W	23-22
Texas A&M*	H	W	37-34
Texas A&M*	H	W	25-16
@Texas*	A	L	32-29
@Texas*	A	L	28-24
@SMU*	A	W	32-30
@SMU*	A	W	32-31

* Southwest Conference games

1927-28 19-1, 12-0 (1st) SWC champion Coach: Francis Schmidt

Opponent	Site	W/L	Score
NE Oklahoma St.	H	W	59-29
NE Oklahoma St.	H	W	61-24
@Drury College	A	W	39-20
@Southwest Missouri St.	A	L	45-31
@College of the Ozarks	A	W	53-27
@College of the Ozarks	A	W	59-20
TCU*	H	W	23-18
TCU*	H	W	28-24
Texas*	H	W	42-26
Texas*	H	W	59-29
Hendrix College	H	W	69-30
Hendrix College	H	W	50-24
@Baylor*	H	W	59-21
@Baylor*	H	W	34-21



Long before Bud Walton Arena and even Barnhill Arena, Arkansas played its home games in Schmitt's Barn.

YEAR-BY-YEAR RESULTS



SMU*	H	W	48-26
SMU*	H	W	34-22
@Rice*	A	W	20-11
@Rice*	A	W	28-23
@Texas A&M*	A	W	42-18
@Texas A&M*	A	W	46-31

*Southwest Conference games

1928-29
19-1, 11-1 (1st)
SWC champion
Coach: Francis Schmidt

Opponent	Site	W/L	Score
NE Oklahoma St.	H	W	54-28
NE Oklahoma St.	H	W	54-34
Little Rock All-Stars	H	W	32-21
@Fort Smith Collegians	A	W	45-22
@Jonesboro YMCA	A	W	43-30
@Earle Cardinals	A	W	47-25
@SMU*	A	W	32-26
@SMU*	A	W	39-17
@TCU*	A	W	41-24
@TCU*	A	W	66-26
Baylor*	H	W	59-24
Baylor*	H	W	71-23
Drury College	H	W	52-25
Drury College	H	W	42-22
@Texas*	A	W	48-32
@Texas*	A	L	36-25
Rice*	H	W	51-18
Rice*	H	W	44-13
Texas A&M*	H	W	49-32
Texas A&M*	H	W	38-29

*Southwest Conference games

1929-30
16-7, 10-2 (1st)
SWC champion
Coach: Charles Bassett

Opponent	Site	W/L	Score
NE Oklahoma St.	H	W	57-26
NE Oklahoma St.	H	W	37-17
SE Oklahoma St.	H	W	32-29
SE Oklahoma St.	H	W	24-22
@Drury College	A	L	28-25
@St. Louis	A	L	32-13
@Southwest Missouri St.	A	L	40-21
@Pittsburg (Kan.) St.	A	L	36-23
@Pittsburg (Kan.) St.	A	L	51-20
TCU*	H	W	32-21
TCU*	H	W	22-18
Texas*	H	W	22-19
Texas*	H	L	29-27
@Baylor*	A	W	30-23
@Baylor*	A	W	27-21
@Oklahoma St.	A	W	30-20
@Oklahoma St.	A	W	30-23
SMU*	H	W	28-27
SMU*	H	W	44-29
@Texas A&M*	A	W	28-24
@Texas A&M*	A	W	25-23
@Rice*	A	W	30-26
@Rice*	A	L	37-16

*Southwest Conference games

1930-31
14-9, 7-5 (T3rd)
Coach: Charles Bassett

Opponent	Site	W/L	Score
NE Oklahoma St.	H	W	36-29
NE Oklahoma St.	H	W	39-21
Pittsburg (Kan.) St.	H	L	40-31
Pittsburg (Kan.) St.	H	L	28-26
Colonial Baking AAU @ LR	N	W	30-27
Colonial Baking AAU @ LR	N	W	30-27
@Butler	A	L	37-21
@St. Louis	A	L	24-18
@Texas*	A	W	29-21
@Texas*	A	L	27-25
Rice*	H	W	36-32
Rice*	H	W	31-25

Texas A&M*	H	W	30-19
Texas A&M*	H	L	37-34
@TCU*	A	L	35-26
@TCU*	A	W	30-29
St. Louis	H	W	33-30
Baylor*	H	L	29-27
Baylor*	H	W	29-25
Oklahoma St.	H	W	37-22
Oklahoma St.	H	W	29-22
@SMU*	A	W	32-27
@SMU*	A	L	40-27

*Southwest Conference games

1931-32
18-6, 8-4 (3rd)
Coach: Charles Bassett

Opponent	Site	W/L	Score
NE Oklahoma St.	H	W	36-29
NE Oklahoma St.	H	W	39-21
Tulsa	H	W	33-28
Tulsa	H	W	37-29
@Southwest Missouri St.	A	W	41-38
@Pittsburg (Kan.) St.	A	L	36-20
@Drury College	A	W	45-26
@St. Louis	A	L	25-23
Texas*	H	W	24-21
Texas*	H	L	27-25
Drury College	H	W	35-14
Pittsburg (Kan.) St.	H	W	32-21
SMU*	H	W	46-20
SMU*	H	W	29-20
@Baylor*	A	L	34-28
@Baylor*	A	W	42-31
TCU*	H	L	31-27
TCU*	H	W	37-24
St. Louis	H	W	33-19
Southwest Missouri St.	H	W	37-19
@Texas A&M*	A	L	28-23
@Rice*	A	W	25-23
@Rice*	A	W	34-19
@Texas A&M*	A	W	33-27

*Southwest Conference games

1932-33
14-7, 6-6 (4th)
Coach: Charles Bassett

Opponent	Site	W/L	Score
@NE Oklahoma St.	A	W	31-16
NE Oklahoma St.	H	W	33-20
@Nebraska	A	W	41-24
@Creighton	A	L	29-28
@South Dakota	A	W	33-27
@Tulsa	A	W	35-25
North Texas St.	H	W	34-20
North Texas St.	H	W	36-26
@Texas*	A	L	36-28
@Texas*	A	L	31-28
Rice*	H	W	36-32
Rice*	H	W	33-23
@TCU*	A	L	29-19
@TCU*	A	L	30-26
@SMU*	A	W	40-23
@SMU*	A	W	26-25
Tulsa	H	W	28-19
Texas A&M*	H	L	25-21
Texas A&M*	H	L	25-23
Baylor*	H	W	34-19
Baylor*	H	W	39-30

*Southwest Conference games

1933-34
16-8, 6-6 (3rd)
Coach: Glen Rose

Opponent	Site	W/L	Score
NE Oklahoma St.	H	W	30-19
NE Oklahoma St.	H	W	27-23
@Southwest Missouri St.	A	L	16-13
@Diamond Oilers @ Fort Smith	A	W	39-31
@Central Arkansas	A	W	54-30
Colonial Baking AAU @ LR	N	W	54-37
Colonial Baking AAU @ LR	N	W	37-28

Southwest Missouri St.	H	W	22-15
Tulsa	H	W	18-13
TCU*	H	W	31-15
TCU*	H	L	28-21
Oklahoma St.	H	W	46-22
Oklahoma St.	H	W	28-23
@Tulsa	A	L	25-24
@Baylor*	A	W	31-29
@Baylor*	A	L	31-20
Texas*	H	L	28-26
Texas*	H	W	32-29
@Rice*	A	L	25-22
@Texas A&M*	A	W	23-22
@Texas A&M*	A	L	35-23
SMU*	H	W	39-35
SMU*	H	L	44-37

*Southwest Conference games

1934-35
14-5, 9-3 (T1st)
SWC champion
Coach: Glen Rose

Opponent	Site	W/L	Score
NE Oklahoma St.	H	W	38-21
NE Oklahoma St.	H	W	53-14
@Tulsa	A	L	25-21
Diamond Oilers @ Tulsa	N	L	28-26
@East Central (Okla.) St.	A	W	50-21
Tulsa	H	W	33-14
Rice*	H	W	31-30
Rice*	H	W	37-19
@TCU*	A	W	41-20
@TCU*	A	W	42-24
Fort Smith Vehicle Sports	H	W	60-32
Baylor*	H	W	37-27
Baylor*	H	W	48-30
@Texas*	A	W	47-30
@Texas*	A	L	33-23
@SMU*	A	L	30-22
@SMU*	A	L	41-27
Texas A&M*	H	W	45-41
Texas A&M*	H	W	51-31

*Southwest Conference games

1935-36
24-3, 11-1 (1st)
SWC champion
U.S. Olympic finalist
Coach: Glen Rose

Opponent	Site	W/L	Score
NE Oklahoma St.	H	W	47-19
NE Oklahoma St.	H	W	50-19
@Oklahoma St.	A	L	33-21
@Oklahoma St.	A	W	24-15
@Tulsa	A	W	47-30
@Fort Smith Vehicle Sports	A	W	52-24
@Central Arkansas	A	W	42-38
@Central Arkansas	A	W	66-27
Oklahoma Tire AAU	H	W	42-39
@Texas A&M*	A	W	22-18
@Texas A&M*	A	W	34-27
@Rice*	A	W	33-26
@Rice*	A	L	35-29
Tulsa	H	W	42-28
Tulsa	H	W	34-23
SMU*	H	W	40-28
SMU*	H	W	44-26
@Baylor*	A	W	39-14
TCU*	H	W	47-15
TCU*	H	W	40-29
Texas*	H	W	38-37
Texas*	H	W	43-31

U.S. Olympic Playoffs • Houston, Texas

Texas	N	W	27-16
Stephen F. Austin	N	W	53-24

U.S. Olympic Playoffs • Little Rock, Ark.

Western Kentucky	N	W	43-26
Western Kentucky	N	W	39-30

U.S. Olympic Playoffs • New York, N.Y.

Hollywood Universal	N	L	40-29
---------------------	---	---	-------

*Southwest Conference games

1936-37
12-6, 8-4 (2nd)
Coach: Glen Rose

Opponent	Site	W/L	Score
Drake	H	W	31-22
SE Oklahoma St.	H	W	33-19
SE Oklahoma St.	H	W	39-28

Sugar Bowl Classic • New Orleans, La.

Opponent	Site	W/L	Score
Tennessee	N	W	42-34
Brown Paper Mill AAU	H	L	31-29
Baylor*	H	L	25-22
Baylor*	H	W	42-24
@SMU*	A	L	29-25
@SMU*	A	W	37-28
@Texas*	A	L	39-28
@Texas*	A	L	43-31
Texas A&M*	H	W	45-19
Texas A&M*	H	W	36-32
Rice*	H	W	52-29
Rice*	H	W	52-34
Phillips 66ers	H	L	39-33
@TCU*	A	W	38-35
@TCU*	A	W	43-21

*Southwest Conference games

1937-38
19-3, 11-1 (1st)
SWC champion
Coach: Glen Rose

Opponent	Site	W/L	Score
Staf-O-Life AAU	H	W	52-26
@Murray St.	A	L	43-40
Ole Miss @ Memphis	N	W	47-43
Ole Miss @ LR	N	W	48-46

All College Tournament • At Oklahoma City, Okla.

NW Oklahoma St.	N	W	45-44
Central (Mo.) St.	N	W	43-36
SW Kansas St.	N	L	36-33
North Texas	N	W	32-21
@Texas A&M*	A	W	45-32
@Texas A&M*	A	W	33-22
Parks Clothiers AAU	H	W	28-25
Rice*	H	W	38-31
Rice*	H	W	59-37
Marianne (Ark.) AAU	H	W	57-25
TCU*	H	W	53-26
TCU*	H	W	57-38
Texas*	H	W	74-38
Texas*	H	W	42-37
@Baylor*	A	L	54-47
@Baylor*	A	W	54-45
SMU*	H	W	32-23
SMU*	H	W	34-26

*Southwest Conference games

1938-39
18-5, 9-3 (2nd)
Coach: Glen Rose

Opponent	Site	W/L	Score
SE Oklahoma St.	H	W	51-33
SE Oklahoma St.	H	W	36-21
Phillips 66ers	H	W	32-31
Drury College	H	W	44-21
Drury College	H	W	27-19
@Oklahoma	A	W	39-31
@Oklahoma	A	W	36-30
Parks Clothiers AAU	H	L	66-28

Sugar Bowl Classic • New Orleans, La.

Opponent	Site	W/L	Score
Purdue	N	L	57-51
@Fort Smith Buick AAU	A	W	61-19
@SMU*	A	L	47-31
@SMU*	A	L	32-19
@Texas*	A	L	41-37
@Texas*	A	W	65-41
Baylor*	H	W	46-38
Baylor*	H	W	40-36
@TCU*	A	W	44-32
@TCU*	A	W	51-38
Parks Clothiers AAU	H	W	48-45
Texas A&M*	H	W	61-42

RAZORBACK BASKETBALL

THE #FASTEST40

LEADERSHIP

YEAR IN REVIEW

HISTORY

RECORDS

THE UNIVERSITY



YEAR-BY-YEAR RESULTS

Texas A&M*	H	W	66-38
@Rice*	A	W	50-45
@Rice*	A	W	40-35

*Southwest Conference games

1939-40 12-10, 6-6 (4th) Coach: Glen Rose

Opponent	Site	W/L	Score
SE Oklahoma St.	H	W	32-20
SE Oklahoma St.	H	L	26-25
Pittsburg (Kan.) St.	H	L	62-50
Pittsburg (Kan.) St.	H	W	49-42
Oklahoma	H	L	49-36
Oklahoma	H	W	40-38

All-College Tournament • Oklahoma City, Okla.

West Texas St.	N	W	48-43
Pittsburg (Kan.) St.	N	W	44-33
Oklahoma St.	N	L	32-26
Central (Mo.) St.	N	W	60-46

Texas*	H	L	52-33
Texas*	H	W	54-44
@Baylor*	A	L	40-24
@Baylor*	A	L	47-39
SMU*	H	W	75-40
SMU*	H	W	36-26
@Texas A&M*	A	W	37-25
@Texas A&M*	A	L	41-38
@Rice*	A	L	60-43
@Rice*	A	L	42-28
TCU*	H	W	59-45
TCU*	H	W	52-36

*Southwest Conference games

1940-41 20-3, 12-0 (1st) SWC champion NCAA Final Four Coach: Glen Rose

Opponent	Site	W/L	Score
Drury College	H	W	62-17
Drury College	H	W	46-20
@Murray St.	A	W	52-30
Southwestern (Tenn.)	H	W	58-35
Phillips 66ers @ LR	N	W	38-24
@Phillips 66ers	A	L	35-33
@Pittsburg (Kan.) St.	A	W	48-45
@Texas*	A	W	50-38
@Texas*	A	W	44-34
Texas A&M*	H	W	68-33
Texas A&M*	H	W	58-36
Pittsburg (Kan.) St.	H	W	71-45
Baylor*	H	W	62-48
Baylor*	H	W	36-31
Rice*	H	W	66-41
Rice*	H	W	48-43
Phillips 66ers @ Tulsa	N	L	31-26
@TCU*	A	W	67-42
@TCU*	A	W	66-43
@SMU*	A	W	40-23
@SMU*	A	W	40-32

NCAA Western Regional • Kansas City, Mo.

Wyoming	N	W	52-40
---------	---	---	-------

NCAA Final Four • Kansas City, Mo.

Washington St.	N	L	64-53
----------------	---	---	-------

*Southwest Conference games

1941-42 19-4, 10-2 (T1st) SWC champion Coach: Glen Rose

Opponent	Site	W/L	Score
SE Oklahoma St.	H	W	30-19
SE Oklahoma St.	H	W	38-36
Central (Okla.) St.	H	W	43-23
Central (Okla.) St.	H	W	42-25

All-College Tournament • Oklahoma City, Okla.

Central (Mo.) St.	N	W	44-36
West Texas St.	N	L	54-41
SMU	N	W	52-22
East Central (Okla.)	N	W	54-28

@Phillips 66ers	A	L	34-33
SMU*	H	W	35-33
SMU*	H	W	36-34
@Rice*	A	L	51-38
@Rice	A	W	55-47
Tulsa	H	W	59-30
@Baylor*	A	W	53-43
@Baylor*	A	W	50-45
@Texas A&M*	A	W	47-45
@Texas A&M*	A	W	40-31
Texas*	H	W	42-34
Texas*	H	L	58-37
Tulsa	H	W	69-27
TCU*	H	W	41-33
TCU*	H	W	63-37

*Southwest Conference games

1942-43 19-7, 8-4 (3rd) Coach: Eugene Lambert

Opponent	Site	W/L	Score
Camp Crowder (Mo.)	H	W	43-31
East Central (Okla.)	H	W	50-35
Pittsburg (Kan.) St.	H	W	57-46
@Camp Crowder (Mo.)	A	W	40-29
@Drury College	A	W	42-29
@Southwest Missouri St.	A	W	47-31
Ouachita College @ Fort Smith	N	W	44-29

All-College Tournament • Oklahoma City, Okla.

Texas Tech	N	W	43-38
Texas Wesleyan	N	W	52-46
Texas	N	W	66-44
TCU	N	L	37-25

@Phillips 66ers	A	L	48-27
Pittsburg (Kan.) St.	H	W	43-38
@St. Louis	A	L	43-37
@SMU*	A	W	39-35
@SMU*	A	W	36-29
Rice*	H	W	52-35
Rice*	H	L	41-37
Baylor*	H	W	68-35
Baylor*	H	W	40-38
@Texas*	A	L	45-31
@Texas*	A	L	48-35
Texas A&M*	H	W	74-49
Texas A&M*	H	L	67-52
@TCU*	A	W	33-23
@TCU*	A	W	54-39

*Southwest Conference games

1943-44 16-8, 11-1 (T1st) SWC champion Coach: Eugene Lambert

Opponent	Site	W/L	Score
Conway (Ark.) AAU	H	W	60-33
Pittsburg (Kan.) St.	H	W	42-37
Springfield (Mo.) AAU	H	W	65-40
@Camp Chaffee (Ark.)	A	W	58-52
@City College of New York	A	W	39-37
@Albright College	A	L	47-40
DePaul @ Buffalo, N.Y.	N	L	59-30
TCU*	H	W	71-50
TCU*	H	W	60-29
@Rice*	A	W	42-41
@Rice*	A	L	67-41
SMU*	H	W	68-58
SMU*	H	W	74-49
@Oklahoma St.	A	L	66-41
Oklahoma St. @ Oklahoma City	N	L	17-15
@Phillips 66ers	A	L	57-42
@Baylor*	A	W	45-28
@Baylor*	A	W	36-34
Texas*	H	W	59-48
Texas*	H	W	54-46
@Pittsburg (Kan.) St.	A	L	50-42
@Texas A&M*	A	W	70-35
@Texas A&M*	A	W	60-38
Champ Chaffee (Fort Smith)	H	L	58-42

*Southwest Conference games

1944-45 17-9, 9-3 (2nd) NCAA Final Four Coach: Eugene Lambert

Opponent	Site	W/L	Score
@Pittsburg (Kan.) St.	A	W	45-3
Blytheville AAB (Ark.)	H	W	76-45
@City College of New York	A	W	59-47
@Westminster College (Pa.)	A	L	71-61

All-College Tournament • Oklahoma City, Okla.

Denver	N	W	50-36
Oklahoma	N	W	54-51
Oklahoma St.	N	L	43-34
Baylor*	H	W	94-28
Baylor*	H	W	90-30
Phillips 66ers	H	L	60-40
Oklahoma St. @ LR	N	W	41-38
Oklahoma St. @ El Dorado	N	L	49-40
@Texas*	A	L	49-40
@Texas*	A	W	74-38
@Rice*	A	L	57-46
@Rice*	A	L	69-56
@TCU*	A	W	37-33
@TCU*	A	W	60-35
Pittsburg (Kan.) St.	H	W	76-45
@SMU*	A	W	59-52
@SMU*	A	W	65-49
Texas A&M*	H	W	80-21
Texas A&M*	H	W	87-36
Phillips 66ers	H	L	62-34

NCAA Western Regional • Kansas City, Mo.

Oregon	N	W	79-76
--------	---	---	-------

NCAA Final Four • Kansas City, Mo.

Oklahoma St.	N	L	68-41
--------------	---	---	-------

*Southwest Conference games

1945-46 16-7, 9-3 (2nd) Coach: Eugene Lambert

Opponent	Site	W/L	Score
Camp Chaffee (Ark.)	H	W	76-35
Sedalia AAB (Mo.)	H	W	101-37
Western Kentucky @ LR	N	W	66-46
Western Kentucky @ LR	N	W	67-38
Memphis NATC	H	W	52-47
@New York University	A	L	63-62


@Kentucky	A	L	67-42
Texas*	H	W	55-47
Texas*	H	W	90-63
@Baylor*	A	W	49-37
@Baylor*	A	L	40-28
Camp Hood (Texas)	H	W	62-53
SMU*	H	W	81-53
SMU*	H	W	74-56
Rice*	H	W	62-45
Rice*	H	W	68-25
TCU*	H	L	53-50
TCU*	H	W	58-36
@Oklahoma St.	A	L	53-29
Oklahoma St. @ Oklahoma City	N	L	46-31
Camp Robinson (Ark.)	H	W	64-53
@Texas A&M*	A	L	56-55
@Texas A&M*	A	W	53-43

*Southwest Conference games

1946-47 14-10, 8-4 (T-2nd) Coach: Eugene Lambert

Opponent	Site	W/L	Score
Tulsa	H	W	56-21
Southwest Missouri St. @ Joplin	N	W	62-55

Big Six Tournament • Kansas City, Mo.



George Kok's 22 points against Oregon in 1945 helped send Arkansas to its second Final Four.

YEAR-BY-YEAR RESULTS



Nebraska	N	W	57-46
Kansas	N	L	53-52
Kansas St.	N	L	56-41
@New York University	A	L	67-46
@St. Joseph's (Pa.)	A	W	46-36
@Pittsburg (Kan.) St.	A	L	53-52
Rice*	H	W	52-51
Rice*	H	W	66-53
@TCU*	A	W	54-39
@TCU*	A	W	63-53
University of Mexico	H	W	55-37
Oklahoma St. @ LR	N	L	42-38
Oklahoma St. @ Oklahoma City	N	L	49-44 (OT)
Central Arkansas	H	W	59-39
Baylor*	H	W	55-50
Baylor*	H	W	68-57
@SMU*	A	L	64-62
@SMU*	A	L	47-44
Texas A&M*	H	W	62-56
Texas A&M*	H	W	71-58
@Texas*	A	L	49-44
@Texas*	A	L	66-46

*Southwest Conference games

@Rice*	A	L	54-48
@Texas A&M*	A	W	61-46
District VI Playoffs			
Rice	N	W	50-34
Arizona	N	W	65-44
NCAA Western Regional - Kansas City, Mo.			
Oregon St.	N	L	56-38
Wyoming	N	W	61-48

*Southwest Conference games

1949-50 12-12, 8-4 (T-1st) SWC champion Coach: Presley Askew

Opponent	Site	W/L	Score
Pittsburg (Kan.) St.	H	W	59-41
@Oklahoma St.	A	L	43-41
@LSU	A	L	62-46
@Tulane	A	W	42-41
@Illinois	A	L	65-53
@Indiana	A	L	75-50
Oklahoma St. @ LR	N	L	44-36

All-College Tournament • Oklahoma City, Okla.

Alabama	N	W	41-33
Wyoming	N	L	40-26
Oklahoma St.	N	L	57-33
Kentucky @ LR	N	L	57-53
Texas*	H	W	60-51
@Texas A&M*	A	L	43-35
@Rice*	A	W	60-56
SMU*	H	W	63-55
Baylor @ LR*	N	L	60-49
@Texas*	A	W	51-37
@Baylor*	A	L	52-42
Pittsburg (Kan.) St. @ LR	N	W	41-36
Texas A&M*	H	W	52-46
TCU*	H	W	52-43
Rice*	H	W	61-38
@SMU*	A	L	57-48
@TCU*	A	W	45-39

*Southwest Conference games

1950-51 13-11, 7-5 (4th) Coach: Presley Askew

Opponent	Site	W/L	Score
Arkansas Tech	H	W	50-45
Tulsa	H	W	59-46
@Oklahoma St.	A	L	55-53
@Tulsa	A	L	48-46
Oklahoma St.	H	L	44-33
@Missouri	A	L	54-32
Ole Miss @ Memphis	N	W	45-35
Ole Miss @ LR	N	L	45-41

All-College Tournament • Oklahoma City, Okla.

Tulsa	N	W	53-44
Alabama	N	W	46-34
Oklahoma St.	N	L	54-41
@TCU*	A	L	42-31
@SMU*	A	L	60-45
Texas*	H	L	50-42
Baylor*	H	W	69-55
@Texas A&M*	A	L	34-33
@Rice*	A	W	50-42
SMU*	H	W	50-48
Texas A&M*	H	W	45-38
LSU @ LR	N	W	64-50
@Baylor*	A	W	55-44
@Texas*	A	W	40-38
TCU*	H	L	52-42
Rice @ LR*	N	W	57-43

*Southwest Conference games

1951-52 10-14, 4-8 (T-6th) Coach: Presley Askew

Opponent	Site	W/L	Score
Central (Mo.) College	H	W	52-42
Phillips 66ers	H	L	74-39
Ole Miss @ LR	N	W	66-58
Ole Miss @ Memphis	N	W	68-66

@Tulsa	A	L	48-44
@Mississippi St.	A	L	79-39
Missouri	H	W	49-43
Tulsa	H	L	66-48

SWC Tournament • Dallas, Texas

Texas A&M	N	L	49-46
SMU	N	L	54-40
Baylor	N	W	58-44
Texas A&M*	H	L	47-42
@Texas*	A	L	62-51
@Baylor*	A	W	54-38
Rice*	H	L	48-46
Pittsburg (Kan.) St.	H	W	53-37
TCU @ LR*	N	W	56-54
SMU*	H	L	54-50
@Rice*	A	L	59-55
@Texas A&M*	A	W	49-40
Baylor*	H	L	44-39
@SMU*	A	L	57-48
@TCU*	A	L	68-56
Texas*	H	W	45-44

*Southwest Conference games

1952-53 10-11, 4-8 (T-5th) Coach: Glen Rose

Opponent	Site	W/L	Score
@Tulsa	A	L	69-50
Mississippi St.	H	W	102-71
@Missouri	A	W	64-63
Ole Miss @ LR	N	W	104-72

SWC Tournament • Dallas, Texas

Arizona	N	W	68-51
SMU	N	L	65-62
Baylor	N	W	59-54
Tulsa	H	L	61-50
@Texas A&M*	A	L	56-48
@Texas*	A	L	62-57
Rice*	H	W	87-68
Baylor*	H	W	49-47
Pittsburg (Kan.) St.	H	W	79-67
TCU*	H	L	49-46
@SMU*	A	W	71-66
@Rice*	A	L	70-45
Texas*	H	L	70-65
Texas A&M*	H	W	66-46
@Baylor*	A	L	74-68
@TCU*	A	L	65-63
SMU*	H	L	79-74

*Southwest Conference games

1953-54 13-9, 6-6 (T-3rd) Coach: Glen Rose

Opponent	Site	W/L	Score
@Tulsa	A	L	51-50
Northwestern (La.) St.	H	W	71-62
@Washington (Mo.)	A	W	69-55
Missouri	H	W	64-63
Washington (Mo.) @ LR	N	W	68-50

SWC Tournament • Houston, Texas

TCU	N	W	60-50
Texas	N	L	66-65
SMU	N	L	70-66
Tulsa	H	W	55-49
Ole Miss @ Memphis	N	W	89-76
@Texas*	A	L	64-61
@Baylor*	A	L	63-59
SMU*	H	W	61-58
Rice*	H	L	80-55
Texas A&M*	H	W	80-55
@TCU*	A	W	66-59
@SMU*	A	L	92-68
TCU*	H	W	70-55
Baylor*	H	W	73-51
@Rice*	A	L	76-62
@Texas A&M*	A	W	67-54
Texas*	H	L	67-57

*Southwest Conference games

1954-55 14-9, 8-4 (T-2nd) Coach: Glen Rose

Opponent	Site	W/L	Score
Northwestern (La.) St.	H	L	74-68
@Oklahoma City	A	W	81-76
@Tulsa	A	L	63-47
@Missouri	A	L	77-58
Ole Miss @ LR	N	W	74-64

SWC Tournament • Houston, Texas

Rice	N	W	73-66
Alabama	N	L	84-67
Texas A&M	N	W	74-70
Tulsa	H	W	68-60
TCU*	H	W	67-62
@Texas A&M*	A	L	62-59
@Rice*	A	W	83-61
Baylor*	H	W	73-63
Oklahoma City	H	W	55-52
SMU*	H	W	85-74
@Texas*	A	L	75-74
@Baylor*	A	W	75-72
Rice*	H	W	86-75
@Saint Louis	A	L	99-72
Texas*	H	W	79-74
@SMU*	A	L	83-69
Texas A&M*	H	L	73-63
@TCU*	A	W	110-89

*Southwest Conference games

1955-56 11-12, 9-3 (2nd) Coach: Glen Rose

Opponent	Site	W/L	Score
SE Oklahoma St.	H	L	65-64
Tulsa	H	L	53-45
@Oklahoma St.	A	L	70-66 (OT)
@Oklahoma	A	L	69-59

SWC Tournament • Houston, Texas

SMU	N	L	67-62
Baylor	N	L	67-63
Texas A&M	N	W	80-49
Missouri	H	L	51-50
@Baylor*	A	W	85-64
@Texas*	A	W	70-67
Rice*	H	W	84-70
Texas A&M*	H	W	98-66
Ole Miss @ Memphis	N	W	85-69
@TCU*	A	W	74-72
SMU*	H	L	58-53
Baylor*	H	W	36-31
@Rice*	A	L	86-65
@Texas A&M*	A	W	61-52
Texas*	H	W	79-69

1947-48 16-8, 8-4 (3rd) Coach: Eugene Lambert

Opponent	Site	W/L	Score
Pittsburg (Kan.) St.	H	W	75-42
Culver-Stockton (Mo.)	H	W	68-36
@New York University	A	L	85-62
@LaSalle (Pa.)	A	L	69-58
North Texas	H	W	62-49

Los Angeles Tournament • Los Angeles, Calif.

Brigham Young	N	L	68-58
Loyola (Calif.)	N	W	60-47
Pepperdine	N	W	70-44


San Francisco Tournament • San Francisco, Calif.

@San Francisco	A	W	74-58
@Stanford	A	L	60-53
@Texas A&M*	A	W	58-51
@Texas A&M*	A	W	57-46
SMU*	H	W	47-40
SMU*	H	W	58-57
Alabama @ Memphis	N	W	42-35
@Arkansas St.	A	W	76-59
@Baylor*	A	L	42-38
@Baylor*	A	L	55-47
TCU*	H	W	37-30
TCU*	H	W	47-38
Texas*	H	W	54-40
Texas*	H	L	54-43
@Rice*	A	L	61-49
@Rice*	A	W	66-63 (OT)

*Southwest Conference games

1948-49 15-11, 9-3 (T-1st) SWC champion NCAA Regional Semifinal (Sweet 16) Coach: Eugene Lambert

Opponent	Site	W/L	Score
@Phillips 66ers	A	L	58-40
Oklahoma City	H	W	31-29
@Oklahoma St.	A	L	53-28
@Long Island University	A	L	56-42
@Canisius	A	L	60-51
@Kentucky	A	L	76-39
Pittsburg (Kan.) St.	H	W	79-53
Oklahoma St.	H	L	50-45
Tennessee @ Memphis	N	W	58-55
Baylor*	H	L	41-37
Phillips 66ers @ LR	N	L	58-32
@SMU*	A	W	54-45
@TCU*	A	W	41-36
Rice*	H	L	49-48
Texas A&M*	H	W	62-47
@Baylor*	A	W	52-46
@Texas*	A	W	60-54
Texas*	H	W	54-50
SMU*	H	W	47-39
TCU*	H	W	67-52



Fred Grim was an honorable mention All-American in 1958, when the Razorbacks won the SWC title and earned a spot in the NCAA Tournament.

RAZORBACK BASKETBALL

THE #FASTEST40

LEADERSHIP

YEAR IN REVIEW

HISTORY

RECORDS

THE UNIVERSITY



YEAR-BY-YEAR RESULTS

@SMU*	A	L	80-72
TCU*	H	W	90-71
@Tulsa	A	L	55-51
Saint Louis	H	L	68-66

*Southwest Conference games

1956-57 11-12, 5-7 (5th) Coach: Glen Rose

Opponent	Site	W/L	Score
Oklahoma	H	W	59-55
@Wichita St.	A	L	64-47
@Tulsa	A	W	77-70
Oklahoma St.	H	L	59-50
@Missouri	A	L	72-52
Wichita St.	H	W	80-67

SWC Tournament • Houston, Texas

Texas	N	W	89-76
Rice	N	W	81-70
SMU	N	L	64-60
@Texas A&M*	A	W	73-65
@Rice*	A	L	78-68
Baylor*	H	L	52-51
Texas*	H	W	67-66
@Kansas St.	A	L	70-56
TCU*	H	W	62-58
@SMU*	A	L	69-55
Texas A&M*	H	W	63-46
Tulsa	H	W	52-43
@TCU*	A	L	64-57
Rice*	H	L	82-69
@Baylor*	A	L	67-61
@Texas*	A	W	70-54
SMU*	H	L	87-59

*Southwest Conference games

1957-58 17-10, 9-5 (T-1st) SWC champion NCAA Regional Semifinal (Sweet 16) Coach: Glen Rose

Opponent	Site	W/L	Score
@Oklahoma	A	L	64-52
New Mexico St.	H	W	59-50
@Tulsa	A	W	79-61
Ole Miss @ LR	N	W	61-58
Kansas St.	H	L	63-48
Missouri	H	W	55-45

SWC Tournament • Houston, Texas

Texas	N	W	83-67
Rice	N	L	50-49
Texas Tech	N	W	71-67
@Texas*	A	W	57-55
@Baylor*	A	W	68-53
TCU*	H	W	65-49
Texas Tech*	H	W	58-55
Tulsa	H	W	50-43
Texas A&M*	H	W	67-51
@SMU*	A	L	49-46
@TCU*	A	W	56-46
Rice*	H	L	63-59
SMU*	H	W	65-63
@Texas Tech*	A	L	69-48
@Texas A&M*	A	L	66-57
@Rice*	A	L	61-59
Baylor*	H	W	79-55
Texas*	H	W	74-60

District VI Playoff • Shreveport, La.

SMU	N	W	61-55
-----	---	---	-------

NCAA Midwest Regional • Lawrence, Kan.

Oklahoma St.	N	L	65-40
Cincinnati	N	L	97-62

*Southwest Conference games

1958-59 9-14, 6-8 (T-5th) Coach: Glen Rose

Opponent	Site	W/L	Score
@Missouri	A	L	74-71
Oklahoma	H	W	61-52
LSU @ Shreveport	N	L	67-58
Tulsa	H	L	54-52

SWC Tournament • Houston, Texas

SMU	N	L	65-64
Baylor	N	W	60-57
Texas Tech	N	L	72-62
Texas Tech*	H	W	61-57
@TCU*	A	L	52-45
Rice*	H	W	72-61
Texas A&M*	H	L	63-62
@Tulsa	A	L	61-54
@Baylor*	A	L	64-58
SMU*	H	L	59-50
@Texas*	A	W	77-74
@Rice*	A	L	68-62
TCU*	H	L	76-71
Baylor*	H	W	59-53
@Texas A&M*	A	W	72-71
@SMU*	A	L	56-51
Texas*	H	W	63-56
@Texas Tech*	A	L	80-69

*Southwest Conference games

1959-60 12-11, 7-7 (T-4th) Coach: Glen Rose

Date	Opponent	UA/Opp Rank	Site	W/L	Score
12/4	Missouri		H	L	75-71
12/5	Oklahoma St.		H	W	54-50
12/7	Tulsa		H	W	65-51
12/12	Ole Miss @ LR		N	L	78-63
12/21	Centenary		H	W	75-55

SWC Tournament • Houston, Texas

12/28	Baylor		N	W	71-66
12/29	SMU		N	L	67-56
12/30	Texas		N	W	68-58
1/5	TCU*		H	W	74-60
1/9	@Baylor*		A	W	90-83 (2 OT)
1/11	@Texas*		A	L	72-66
1/16	Rice*		H	W	74-63
1/28	@Tulsa		A	L	78-65
2/2	@Texas Tech*		A	L	82-79
2/6	SMU*		H	L	72-70
2/9	Texas A&M*	nr/12	H	L	77-68
2/13	@TCU*		A	W	66-61
2/16	Texas Tech*		H	W	78-55
2/20	@Texas A&M*	nr/11	A	L	82-61
2/22	@Rice*		A	W	94-74
2/26	Texas*		H	L	71-57
2/29	Baylor*		H	W	83-74
3/2	@SMU*		A	L	93-82

*Southwest Conference games

1960-61 16-7, 9-5 (3rd) Coach: Glen Rose

Date	Opponent	UA/Opp Rank	Site	W/L	Score
12/3	@Missouri		A	W	84-75
12/6	@Oklahoma St.		A	L	59-50 (OT)
12/8	North Texas		H	W	94-80
12/10	Ole Miss @ Blytheville		N	W	77-71
12/13	@Tulsa		A	L	64-59
12/17	Centenary		H	W	71-61
12/21	Alabama @ LR		N	W	83-76
12/22	Tennessee @ LR		N	W	89-76
1/4	@Texas*		A	L	68-58
1/7	SMU*		H	W	76-74
1/10	@Texas A&M*		A	L	81-62
1/14	Rice*		H	W	80-55
1/26	Tulsa		H	W	66-58
1/31	@Baylor*		A	W	74-58
2/4	TCU*		H	W	88-75
2/7	Texas Tech*		H	L	72-66
2/11	@Rice*		A	W	84-72
2/14	Texas*		H	W	74-59

2/18	@Texas Tech*		A	L	87-81
2/22	@TCU*		A	W	96-76
2/24	Baylor*		H	W	70-48
2/27	@SMU*		A	W	88-82 (OT)
3/2	Texas A&M*		H	L	70-68

*Southwest Conference games

1961-62 14-10, 5-9 (6th) Coach: Glen Rose

Date	Opponent	UA/Opp Rank	Site	W/L	Score
12/1	@Kansas		A	L	85-74
12/4	Missouri		H	W	72-68
12/8	@North Texas		A	W	68-61
12/12	Oklahoma St.		H	W	63-54
12/14	Tulsa		H	W	87-59
12/16	Ole Miss @ LR		N	W	59-54
12/21	LSU @ Shreveport		N	W	84-81 (OT)

Poinsetta Classic • Greenville, S.C.

12/29	Clemson		N	W	62-60
12/30	Georgia Tech		N	W	72-42
1/3	Texas A&M*		H	W	64-59
1/6	@Texas*		A	L	73-59
1/9	SMU*		H	L	77-70
1/12	@TCU*		A	W	64-61
1/24	@Tulsa		A	W	99-77
1/30	Rice*		H	W	104-84
2/3	Texas Tech*		H	L	66-64
2/6	@Baylor*		A	L	76-60
2/10	TCU*		H	W	90-80
2/13	@Rice*		A	L	63-55
2/17	@Texas Tech*		A	L	76-64
2/20	Baylor*		H	W	76-75
2/23	@Texas A&M*		A	L	89-79
2/27	Texas*		H	L	61-60
3/6	@SMU*		A	L	84-81

*Southwest Conference games

1962-63 13-11, 8-6 (4th) Coach: Glen Rose

Date	Opponent	UA/Opp Rank	Site	W/L	Score
12/3	Kansas		H	W	64-62 (OT)
12/8	@Missouri		A	W	70-61
12/11	@Oklahoma St.		A	L	46-45 (OT)
12/13	Tulsa		H	L	76-68
12/15	Ole Miss @ Blytheville		N	W	90-60
12/19	LSU @ LR		N	L	72-70

All-College Tournament • Oklahoma City, Okla.

12/27	Loyola (Chicago)		N	L	81-62
12/28	Toledo		N	W	58-55
12/29	Creighton		N	W	73-61
1/3	@SMU*		A	W	73-71
1/5	Texas*		H	L	69-63
1/8	@TCU*		A	W	81-59
1/12	@Rice*		A	L	85-70
1/31	@Tulsa		A	L	68-66
2/2	Texas A&M*		H	W	66-55
2/5	@Texas Tech*		A	L	80-75
2/9	Baylor*		H	W	75-65
2/12	Rice*		H	L	69-65
2/16	@Texas A&M*		A	L	80-78
2/19	Texas Tech*		H	W	83-78
2/23	@Baylor*		A	W	67-61
2/26	SMU*		H	W	82-79
3/1	@Texas*		A	L	99-86
3/5	TCU*		H	W	104-94

*Southwest Conference games

1963-64 9-14, 6-8 (6th) Coach: Glen Rose

Date	Opponent	UA/Opp Rank	Site	W/L	Score
11/30	Southwestern Louisiana		H	W	71-65
12/2	Missouri		H	L	76-74
12/4	@Kansas		A	L	73-60
12/9	Oklahoma St.		H	L	74-65
12/14	@Vanderbilt		A	L	101-77
12/20	Lamar Tech		H	W	86-80

Gulf States Classic • Shreveport, La.

12/27	Tennessee		N	L	77-57
-------	-----------	--	---	---	-------

12/28	Ole Miss		N	W	76-68
1/4	@Texas Tech*		A	L	93-84
1/7	Texas*		H	W	58-53
1/11	@TCU*		A	W	66-60
1/25	@Tulsa		A	L	95-86
1/27	@Baylor*		A	W	74-70
2/4	Rice*		H	L	76-63
2/8	@Texas A&M*		A	L	72-64
2/11	SMU*		H	W	83-71
2/15	Baylor*		H	W	73-61
2/18	@Rice*		A	L	77-69
2/22	Texas A&M*		H	L	60-57
2/25	@SMU*		A	L	86-71
2/29	Texas Tech*		H	L	87-86
3/3	@Texas*		A	L	80-67
3/5	TCU*		H	W	108-88

*Southwest Conference games

1964-65 9-14, 5-9 (5th) Coach: Glen Rose

Date	Opponent	UA/Opp Rank	Site	W/L	Score
12/1	Kansas	nr/18	H	L	65-60
12/5	@Missouri		A	L	81-71
12/9	Oklahoma St.		H	L	66-52
12/12	Hardin-Simmons		H	W	68-63
12/15	Tulsa		H	W	65-64

Great South Classic • Shreveport, La.

12/29	Ole Miss		N	W	82-48
12/30	VMI		N	L	72-70
1/5	@TCU*		A	W	88-70
1/9	@Texas Tech*		A	L	93-78
1/12	Rice*		H	W	79-61
1/16	@Baylor*		A	L	84-75
1/28	@Mississippi St.		A	W	84-69
1/29	@Georgia Tech		A	L	93-83
2/3	Texas A&M*		H	L	82-79
2/6	SMU*		H	L	84-76
2/9	@Texas*		A	L	81-65
2/13	TCU*		H	W	96-72
2/16	Baylor*		H	W	78-73
2/20	@Texas A&M*		A	L	91-77
2/23	Texas @ LR*		N	L	74-72
2/27	@Rice*		A	W	77-64
3/2	Texas Tech*		H	L	87-80
3/4	@SMU*		A	L	88-75

*Southwest Conference games

1965-66 13-10, 7-7 (4th) Coach: Glen Rose

Date	Opponent	UA/Opp Rank	Site	W/L	Score
12/1	@Kansas	nr/18	A	L	81-52
12/4	Missouri		H	W	75-62
12/7	Oklahoma St.		H	W	55-52
12/13	@Centenary		A	W	90-61
12/18	Texas-Arlington		H	W	78-64

<

YEAR-BY-YEAR RESULTS



1966-67 6-17, 4-10 (T-7th) Coach: Duddy Waller

Date	Opponent	UA/Opp Rank	Site	W/L	Score
12/1	Kansas		H	L	73-57
12/3	@Missouri		A	L	73-66
12/7	@Oklahoma St.		A	W	51-46
12/12	Centenary		H	L	81-80

Memphis Tournament • Memphis, Tenn.

12/16	Memphis		A	L	43-36
12/17	Oklahoma St.		N	L	50-43

Los Angeles Holiday Classic • Los Angeles, Calif.

12/28	Southern Cal		A	L	70-67
12/29	Arizona		N	W	65-61
12/30	Michigan		N	L	82-72
1/3	@Texas*		A	L	71-62
1/7	Texas Tech*		H	W	70-65
1/10	@Baylor*		A	L	65-53
1/14	Texas A&M @ LR*		N	W	47-46
1/17	SMU*		H	L	69-59
1/28	@TCU*		A	L	78-61
1/31	@Rice*		A	L	80-56
2/11	Texas*		H	L	67-61
2/14	@Texas A&M*		A	L	60-53
2/18	Rice*		H	W	66-63
2/21	@SMU*		A	L	69-66
2/25	TCU*		H	W	83-78
2/28	@Texas Tech*		A	L	73-59
3/2	Baylor*		H	L	68-55

*Southwest Conference games

1967-68 10-14, 7-7 (5th) Coach: Duddy Waller

Date	Opponent	UA/Opp Rank	Site	W/L	Score
12/2	Missouri		H	L	74-52
12/5	Oklahoma St.		H	L	61-52
12/9	Ole Miss @ LR		N	W	64-62
12/11	@Centenary		A	W	85-65
12/19	Centenary @ LR		N	W	90-82
12/21	@Alabama		A	L	82-65

All-College Tournament • Oklahoma City, Okla.

12/28	Auburn		N	L	65-58
12/29	Fordham		N	L	80-73
12/30	Idaho St.		N	L	77-75
1/3	Texas A&M*		H	W	75-70
1/6	@Rice*		A	L	73-61
1/9	@Baylor*		A	L	80-69
1/13	Texas @ LR*		H	W	85-80
1/25	@Oklahoma City		A	L	92-90
1/30	TCU*		H	W	68-67
2/3	@SMU*		A	W	70-68
2/6	Texas Tech*		H	W	61-56
2/10	@TCU*		A	L	77-75
2/13	@Texas Tech*		A	L	74-72
2/17	SMU*		H	L	95-87
2/20	@Texas A&M*		A	L	71-67
2/24	Rice*		H	W	78-65
2/27	Baylor*		H	L	71-64
3/2	@Texas*		A	W	74-73

*Southwest Conference games

1968-69 10-14, 4-10 (8th) Coach: Duddy Waller

Date	Opponent	UA/Opp Rank	Site	W/L	Score
11/30	Missouri		H	L	60-59
12/3	@Oklahoma St.		A	L	73-68
12/7	@Ole Miss		A	L	65-61 (OT)
12/9	@Centenary		A	W	79-50
12/14	Texas-Arlington		H	W	80-69
12/17	Centenary		H	W	79-50
12/21	Alabama @ LR		N	W	52-48

Little Rock Classic • Little Rock, Ark.

12/27	Texas-Arlington		N	W	87-78
12/28	Centenary		N	W	56-48
1/7	@Rice*		A	W	67-62
1/11	Texas A&M*		H	L	73-68
1/13	@Texas*		A	L	67-59
1/24	Oklahoma City		H	L	84-73
1/28	Baylor*		H	L	74-72

2/1	@TCU*		A	L	85-79
2/4	Texas Tech*		H	W	64-53
2/8	@SMU*		A	L	84-69
2/11	TCU*		H	W	63-47
2/15	SMU @ LR*		N	L	76-68
2/18	@Texas Tech*		A	L	59-57
2/22	Rice*		H	L	74-67
2/25	@Texas A&M*		A	L	79-66
3/1	@Baylor*		A	L	66-54
3/4	Texas*		H	W	69-65

*Southwest Conference games

Lineup	Name	Pts.	Rebs.
5-11	Sr. G Benton Cone	9.8	2.7
6-3	Jr. G Robert McKenzie	13.5	5.0
6-4	Jr. G/F Ricky Tanneberger	9.8	5.4
6-5	Jr. F James Eldridge	13.7	7.1
6-5	Sr. F Gary Stephens	9.6	6.7

1969-70 5-19, 3-11 (8th) Coach: Duddy Waller

Date	Opponent	UA/Opp Rank	Site	W/L	Score
12/10	@Missouri		A	L	58-51
12/15	Oklahoma St.		H	L	80-67

Liberty Bowl Classic • Memphis, Tenn.

12/10	Tulsa		N	L	74-66
12/11	Mississippi St.		N	L	76-74

12/13	@Texas-Arlington		A	W	85-73
-------	------------------	--	---	---	-------

Bayou Classic • Lafayette, La.

12/19	Kentucky Wesleyan		N	L	76-75
12/20	@Southwestern Louisiana		A	L	94-85
12/22	@Oklahoma		A	L	85-69
1/2	Northwestern St. (La.) @ LR		N	W	81-74
1/6	Texas A&M*		H	L	64-59
1/10	@Texas*		A	L	75-69
1/21	@Oklahoma City		A	L	73-70
1/24	@Baylor*		A	L	110-76
1/27	TCU*		H	L	82-68
1/31	@Texas Tech*		A	L	50-48
2/3	Rice*		H	L	76-69
2/7	@SMU*		A	L	76-75
2/10	Baylor*		H	W	76-75
2/14	SMU*		H	W	88-72
2/17	@Rice*		A	L	85-78
2/21	Texas Tech @ LR*		N	L	76-71
2/24	@Texas A&M*		A	L	72-60
2/28	Texas*		H	W	78-61
3/3	@TCU*		A	L	97-95

*Southwest Conference games

Lineup	Name	Pts.	Rebs.
6-0	So. G Almer Lee	17.0	3.2
6-3	Sr. G Robert McKenzie	15.2	7.6
6-4	Sr. G/F Ricky Tanneberger	8.0	3.7
6-7	Jr. C Bobby Vint	4.3	4.5
6-5	Sr. F James Eldridge	15.2	7.3

1970-71 5-21, 1-13 (8th) Coach: Lanny Van Eman

Date	Opponent	UA/Opp Rank	Site	W/L	Score
12/1	Missouri		H	L	80-78
12/5	@Hardin-Simmons		A	L	112-96
12/7	@Oklahoma St.		A	L	67-65
12/10	Pittsburg (Kan.) St.		H	W	107-82
12/12	@Southern Illinois		A	L	99-78
12/14	@Iowa St.		A	L	86-77
12/17	Mississippi St.		H	L	69-67
12/19	@Centenary		A	W	71-61
12/21	Missouri-St. Louis		H	W	91-84
1/5	Oklahoma		H	L	115-100
1/7	Hardin-Simmons		H	W	110-101
1/9	Texas*		H	L	88-79
1/12	@Texas Tech*		A	L	98-68
1/16	Rice*		H	L	85-82
1/28	Washburn (Kan.)		H	L	80-75
1/30	@SMU*		A	L	90-88
2/2	TCU*		H	L	89-87
2/6	Texas A&M*		H	L	87-83
2/9	SMU*		H	L	112-99
2/13	@Baylor*		A	L	92-91

2/16	@TCU*		A	L	92-86
2/20	@Texas*		A	W	88-87 (OT)
2/23	Texas Tech*		H	L	89-87
2/27	@Rice*		A	L	97-93
3/2	Baylor*		H	L	110 (OT)
3/5	@Texas A&M*		A	L	92-89

*Southwest Conference games

Lineup	Name	Pts.	Rebs.
6-2	Jr. G Joel Heider	3.4	2.1
6-0	Jr. G Almer Lee	19.2	3.0
6-7	Sr. C Bobby Vint	11.2	6.0
6-6	Jr. F Vernon Murphy	17.6	8.9
6-5	Jr. F Donnie Watts	14.4	5.4

1971-72 8-18, 5-9 (6th) Coach: Lanny Van Eman

Date	Opponent	UA/Opp Rank	Site	W/L	Score
12/1	Georgia Southern		H	W	93-91
12/4	@Missouri		A	L	74-73
12/6	@Missouri-St. Louis		A	L	85-79
12/9	Rockhurst		H	W	102-72
12/11	Southern Illinois		H	L	93-92
12/13	Oklahoma St.		H	W	90-76
12/22	San Francisco St. @ LR		N	L	84-81
12/23	Iowa St. @ LR		N	L	96-93

Golden Beehive Tournament • Logan, Utah

12/27	@Utah St.		A	L	95-94
12/28	Idaho St.		N	L	88-73
12/31	@Memphis		A	L	92-77
1/4	@Mississippi St.		A	L	79-75
1/15	@TCU*		A	L	95-77
1/22	Texas A&M*		H	W	100-89
1/25	@SMU*		A	L	85-71
1/29	@Texas*		A	L	117-93
2/1	Texas Tech*		H	L	76-73
2/5	Rice*		H	W	103-95
2/8	@Baylor*		A	L	93-84
2/12	TCU*		H	L	98-90
2/15	@Texas A&M*		A	L	86-85
2/19	SMU*		H	W	88-74
2/22	Texas*		H	L	92-86
2/26	@Texas Tech*		A	L	86-85
2/29	Baylor*		H	W	131-109
3/4	@Rice*		A	W	113-108

*Southwest Conference games

Lineup	Name	Pts.	Rebs.
6-2	Sr. G Joel Heider	4.7	2.3
6-4	Jr. G Martin Terry	24.3	5.4
6-8	So. C Dean Tolson	15.5	9.9
6-6	Sr. F Vernon Murphy	11.8	5.3
6-7	Jr. F Doug Campbell	6.6	5.5

1972-73 16-10, 9-5 (T-2nd) Coach: Lanny Van Eman

Date	Opponent	UA/Opp Rank	Site	W/L	Score
12/2	@Rockhurst		A	W	87-76
12/4	Missouri Western		H	W	85-81
12/6	Illinois St.		H	L	81-67
12/9	@Tulane		A	W	87-83
12/11	Indiana St.		H	W	80-75
12/13	Georgia St.		H	W	70-39
12/23	Memphis @ LR		N	L	87-86

Razorback Classic • Little Rock, Ark.

12/29	Cornell		N	L	78-77
12/30	Southern Illinois		N	W	97-96
1/4	Centenary		H	L	80-72
1/6	Missouri-St. Louis		H	W	104-78
1/9	Tulsa		H	L	85-81



YEAR-BY-YEAR RESULTS

1973-74 10-16, 6-8 (5th) Coach: Lanny Van Eman

Date	Opponent	UA/Opp Rank	Site	W/L	Score
11/30	@UCLA	nr/1	A	L	101-79
12/1	@Cal.-S. Barbara		A	L	109-80
12/3	Western Kentucky		H	L	102-100
12/5	Tennessee-Martin		H	W	80-68
12/8	Wabash		H	W	83-77
12/10	@Ole Miss		A	L	117-66
12/22	@Tulsa		A	L	95-72

Razorback Classic • Little Rock, Ark.

12/28	VMI		N	W	96-86
12/29	Pittsburgh		N	L	91-83
1/3	Centenary		H	L	98-96
1/5	@Indiana St.		A	L	92-82
1/8	Tulane		H	W	89-73
1/12	Texas Tech*		H	L	80-77
1/19	@Rice*		A	L	77-69
1/22	SMU*		H	W	89-88
1/26	@TCU*		A	W	86-74
1/29	@Baylor*		A	L	94-68
2/2	Texas*		H	L	96-81
2/5	@Texas A&M*		A	L	86-80 (OT)
2/9	Rice*		H	W	106-81
2/12	@Texas Tech*		A	L	89-83
2/16	@SMU*		A	L	95-87
2/19	TCU*		H	W	109-99
2/23	Baylor*		H	W	92-62
2/26	@Texas*		A	L	99-82
3/2	Texas A&M*		H	W	97-86

*Southwest Conference games

Lineup	Name	Pts.	Rebs.
6-1	So. G Robert Birden	7.7	2.2
6-3	Jr. G Rickey Medlock	16.2	6.2
6-8	Sr. C Dean Tolson	22.5	13.2
6-7	So. F Jack Schulte	11.3	6.5
6-7	Sr. F Dennis White	13.6	8.7

1974-75 17-9, 11-3 (2nd) Coach: Eddie Sutton

Date	Opponent	UA/Opp Rank	Site	W/L	Score
11/30	Rockhurst		H	W	78-61
12/4	@Mississippi St.		A	W	75-72
12/7	@Western Kentucky		A	L	74-63
12/9	Ole Miss		H	L	84-73
12/12	Hofstra		H	W	63-58
12/21	Tulsa		H	L	64-60
12/23	@Oklahoma City		A	L	79-77
1/4	MacMurry (III.)		H	W	100-66
1/11	@Centenary		A	L	74-72
1/13	Oklahoma City		H	W	84-75
1/15	Western Illinois		H	W	88-51
1/18	@Kansas St.		A	L	73-71 (2 OT)
1/21	Texas Tech*		H	W	65-62
1/25	@SMU*		A	W	73-69
1/28	@Rice*		A	W	74-67
2/1	@Baylor*		A	L	73-69
2/4	Texas*		H	W	56-52
2/8	Texas A&M*		H	W	95-89 (2 OT)
2/11	@TCU*		A	W	70-61
2/15	@Texas A&M*		A	L	62-60
2/18	TCU*		H	W	81-57
2/22	@Texas Tech*		A	L	63-55
2/25	Rice*		H	W	86-51
3/1	SMU*		H	W	72-50
3/4	@Texas*		A	W	68-56
3/8	Baylor*		H	W	83-64

*Southwest Conference games

Lineup	Name	Pts.	Rebs.
6-1	Jr. G Robert Birden	10.7	1.9
6-3	Sr. G Rickey Medlock	12.9	2.9
6-4	Jr. G Charles Terry	10.6	5.6
6-5	Sr. F Kent Allison	15.1	8.2
6-8	Jr. C Darryl Saulsberry	5.8	3.7

1975-76 19-9, 9-7 (4th) Coach: Eddie Sutton

Date	Opponent	UA/Opp Rank	Site	W/L	Score
12/3	Southwest Missouri St.		H	W	83-57
12/6	Tulane @ LR		N	W	67-55
12/8	@Air Force		A	L	59-58
12/12	Boise St.		H	W	72-56
12/13	Oklahoma @ LR		N	W	64-56
12/20	@Oklahoma City		A	W	84-63
12/30	Eastern New Mexico		H	W	102-55
1/3	Indiana St.		H	W	91-71
1/5	Houston*		H	W	92-47
1/8	SMU*		H	L	82-81
1/12	@Houston*		A	L	72-71
1/14	@Rice*		A	W	80-62
1/17	TCU*		H	W	100-65
1/20	@Texas*		A	L	59-57
1/24	Texas A&M*		H	W	93-91 (2 OT)
1/26	@Baylor*		A	L	84-81
1/28	Texas Tech*		H	W	92-86 (2 OT)
1/31	@SMU*		A	L	82-76
2/3	@Texas Tech*		A	L	86-78
2/7	@Western Illinois		A	W	75-72 (OT)
2/11	Rice*		H	W	111-68
2/14	@TCU*		A	W	83-66
2/18	Texas @ LR*		N	W	75-68
2/21	@Texas A&M*		A	L	70-69
2/24	Baylor*		H	W	86-64

SWC Tournament • Fayetteville, Ark.

2/28	TCU		H	W	81-65
------	-----	--	---	---	-------

SWC Tournament • Dallas, Texas

3/4	SMU		H	W	74-70
3/5	Texas A&M		H	L	70-63

*Southwest Conference games

Lineup	Name	Pts.	Rebs.
6-1	Sr. G Robert Birden	7.4	2.1
6-4	So. G Ron Brewer	11.9	3.8
6-4	Fr. G Sidney Moncrief	12.6	7.6
6-8	Sr. C Darryl Saulsberry	14.7	5.6
6-4	So. F Marvin Delph	16.3	7.0

1976-77 26-2, 16-0 (1st) SWC champion SWC Tournament champion NCAA First Round Final Ranking: No. 18 (AP) Coach: Eddie Sutton

Date	Opponent	UA/Opp Rank	Site	W/L	Score
11/27	Air Force @ LR		N	W	72-54
11/29	Cal.-Hayward		H	W	89-59
12/1	@Southwest Mo. St.		A	W	72-71
12/4	So. Colorado		H	W	91-43
12/11	Oklahoma City		H	W	71-60
12/18	@Kansas	19/nr	A	W	67-63
12/20	Kansas St.	19/nr	H	W	80-65
12/23	@Tulsa	18/nr	A	W	81-66
12/30	Memphis @ LR	17/nr	N	L	69-62
1/4	@Texas Tech*	18/nr	A	W	41-38
1/8	Houston*	18/nr	H	W	81-70
1/10	Texas Tech*	18/nr	H	W	60-53
1/15	@Rice*	16/nr	A	W	72-45
1/18	TCU*	17/nr	H	W	62-45
1/22	@Texas*	17/nr	A	W	86-58
1/24	Texas A&M*	17/nr	H	W	72-58
1/27	@SMU*	15/nr	A	W	77-59
1/29	@Baylor*	15/nr	A	W	68-59
2/2	SMU*	14/nr	H	W	81-58
2/5	@Houston*	14/nr	A	W	82-80
2/7	@Tulane	14/nr	A	W	76-73
2/10	Baylor*	13/nr	H	W	77-57
2/12	Rice @ LR*	11/nr	N	W	78-51
2/15	@TCU*	11/nr	A	W	79-64
2/19	Texas*	11/nr	H	W	73-61
2/22	@Texas A&M*	6/nr	A	W	63-62

SWC Tournament • Houston, Texas

3/5	Houston		6/nr	A	W	80-74
-----	---------	--	------	---	---	-------

NCAA Midwest Regional • Norman, Okla.

3/12	Wake Forest		8/nr	N	L	86-80
------	-------------	--	------	---	---	-------

*Southwest Conference games

Lineup	Name	Pts.	Rebs.
6-4	Jr. G Ron Brewer	17.0	3.1
6-4	So. G Sidney Moncrief	15.4	8.4
6-10	Sr. C Steve Stroud	4.5	4.7
6-7	Jr. F Jim Counce	5.1	4.4
6-4	Jr. F Marvin Delph	19.7	5.5

1977-78 32-4, 14-2 (T-1st) SWC champion NCAA Final Four Final Ranking: #5 (AP)/#6 (UPI) Coach: Eddie Sutton

Date	Opponent	UA/Opp Rank	Site	W/L	Score	
11/26	Southwest Mo. St.		7/nr	H	W	65-47
11/28	Miss. St. @ LR		7/nr	N	W	94-61
12/1	@Hawaii		7/nr	A	W	79-60
12/2	@Hawaii		7/nr	A	W	78-53
12/8	Rockhurst		6/nr	H	W	99-63
12/10	@Oklahoma		6/nr	A	W	64-53
12/19	Hardin-Simmons		4/nr	H	W	86-55
12/22	Kansas @ LR		4/nr	N	W	78-72
12/29	@LSU		3/nr	A	W	67-62
12/31	@Memphis		3/nr	A	W	95-70
1/4	Hofstra @ PB		3/nr	N	W	95-70
1/8	Houston*		3/nr	H	W	84-65
1/9	Missouri-St. Louis		3/nr	H	W	87-65
1/12	@Rice*		3/nr	A	W	69-60
1/14	@Texas*		3/nr	A	L	75-69
1/17	Texas A&M*		6/nr	H	W	84-68
1/21	TCU @ LR*		6/nr	N	W	43-35
1/23	@Baylor*		6/nr	A	W	56-55 (OT)
1/25	SMU*		4/nr	H	W	72-65
1/28	@Texas Tech*		4/nr	A	W	54-49
2/1	Texas*		2/12	H	W	75-71
2/4	Rice*		2/nr	H	W	69-48
2/7	@Texas A&M*		2/nr	A	W	80-79
2/11	@TCU*		2/nr	A	W	77-57
2/13	Baylor*		2/nr	H	W	82-56
2/16	@SMU*		1/nr	A	W	86-75
2/18	@Houston*		1/nr	A	L	84-75
2/21	Texas Tech*		4/nr	H	W	58-49

SWC Tournament • Fayetteville, Ark.

2/25	TCU		4/nr	H	W	84-42
------	-----	--	------	---	---	-------

SWC Tournament • Houston, Texas

3/2	SMU		4/nr	N	W	94-73
3/4	Houston		4/nr	A	L	70-69

NCAA Western Regional • Eugene, Ore.

3/11	Weber St.		7/nr	N	W	73-52
------	-----------	--	------	---	---	-------

NCAA Western Regional • Albuquerque, N.M.

3/16	UCLA		5/2	N	W	74-70
3/18	Cal.-Fullerton		5/nr	N	W	61-58

NCAA Final Four • St. Louis, Mo.

3/25	Kentucky		5/1	N	L	64-59
3/27	Notre Dame		5/6	N	W	71-69

*Southwest Conference games

Lineup	Name	Pts.	Rebs.	Ast.
6-4	Sr. G Ron Brewer	18.0	3.1	
6-4	Jr. G Sidney Moncrief	17.3	7.7	
6-11	Jr. C Steve Schall	9.7	5.4	
6-7	Sr. F Jim Counce	4.2	4.2	3.3
6-4	Sr. F Marvin Delph	16.8	5.7	

1978-79 25-5, 13-3 (T-1st) SWC champion SWC Tournament champion NCAA Regional Final (Elite Eight) Final Ranking: #5 (AP)/#6 (UPI) Coach: Eddie Sutton

Date	Opponent	UA/Opp Rank	Site	W/L	Score	
12/2	Oklahoma		H	W	80-74	
12/6	West Texas St.		H	W	84-54	
12/11	Southeast Mo. St.		H	W	90-51	
12/16	Centenary		H	W	77-57	
12/19	Ole Miss @ Memphis		N	W	67-66	
12/23	So. Miss. @ PB		N	W	93-79	
12/30	Memphis @ LR		20/nr	N	W	82-69
1/4	N. Texas @ LR		14/nr	N	W	96-71
1/6	@Houston*		14/nr	A	W	62-61
1/10	Rice*		10/nr	H	W	79-66

1/12	Texas*	10/nr	H	L	66-63
1/14	North Carolina+	10/3	N	L	63-57
1/17	@Texas A&M*	11/15	A	L	74-69 (OT)
1/20	@TCU*	11/nr	A	W	90-51
1/22	Baylor*	11/nr	H	L	70-67
1/24	@SMU*	15/nr	A	W	79-67
1/27	Texas Tech*	15/nr	H	W	63-57
2/1	@Texas*	14/11	A	W	68-58
2/3	@Rice*	14/nr	A	W	68-50
2/6	Texas A&M*	14/nr	H	W	60-56
2/10	TCU*	14/nr	H	W	108-65
2/12	@Baylor*	14/nr	A	W	71-62
2/14	SMU*	11/nr	H	W	71-55
2/17	Houston*	11/nr	H	W	78-58
2/20	@Texas Tech*	10/nr	A	W	66-65

SWC Tournament • Houston, Texas

3/2	Texas Tech		9/nr	N	W	93-77
3/3	Texas		9/14	N	W	39-38

NCAA Midwest Regional • Lawrence, Kan.

3/11	Weber St.		7/nr	N	W	74-63
------	-----------	--	------	---	---	-------

NCAA Midwest Regional • Cincinnati, Ohio

3/15	Louisville		5/13	N	W	73-62
3/17	Indiana St.		5/1	N	L	73-71

+at Greensboro, N.C. || *Southwest Conference games

Lineup	Name
--------	------

YEAR-BY-YEAR RESULTS



1980-81
24-8, 13-3 (1st)
SWC champion
NCAA Regional Semifinal (Sweet 16)
Final Ranking: No. 20 (AP)
Coach: Eddie Sutton

Date	Opponent	UA/Opp Rank	Site	W/L	Score
Great Alaska Shootout • Anchorage, Alaska					
11/29	Missouri	20/11	N	W	81-73
11/30	LSU	20/12	N	W	86-76
12/1	North Carolina	20/13	N	L	64-58
12/3	Southwest Mo. St.	11/nr	H	W	98-65
12/6	@Michigan	11/nr	A	L	78-65
12/13	Oklahoma City	17/nr	H	W	76-70
12/16	Centenary	19/nr	H	W	78-64
12/20	Eastern Ky. @ LR	19/nr	N	W	80-74
12/22	So. Miss. @ PB	19/nr	N	W	76-68
12/27	Kansas St. @ KC	17/nr	N	L	47-46 (OT)
12/30	Nebraska @ LR		N	W	64-52
1/3	@SMU*		A	W	92-50
1/7	Alaska-Anchorage @ PB		N	W	92-58
1/10	TCU*		H	W	85-51
1/12	Texas*		H	L	62-60
1/17	@Baylor*		A	L	67-58
1/19	@Houston*		A	L	57-54
1/24	Texas A&M*		H	W	52-47
1/26	@Rice*		A	W	57-52
1/28	Texas Tech*		H	W	60-35
2/3	@Texas*		A	W	54-48
2/7	@TCU*		A	W	63-48
2/10	Baylor*		H	W	67-50
2/14	Houston*		H	W	70-55
2/17	@Texas A&M*		A	W	65-61
2/21	Rice*		H	W	75-59
2/24	SMU*	18/nr	H	W	47-33
2/28	@Texas Tech*	18/nr	A	W	64-61
SWC Tournament • San Antonio, Texas					
3/2	Texas	15/nr	N	L	76-73
NCAA Midwest Regional • Austin, Texas					
3/12	Mercer	20/nr	N	W	73-67
3/14	Louisville	20/12	N	W	74-73
NCAA Midwest Regional • New Orleans, La.					
3/20	LSU	20/4	N	L	72-56

*Southwest Conference games

Lineup	Name	Pts.	Rebs.	Ast.
6-2	Sr. G U.S. Reed	13.0	4.1	
6-4	So. G Darrell Walker	11.3	4.5	3.3
6-10	Jr. C Scott Hastings	16.3	5.4	
6-6	Jr. F Tony Brown	4.8	2.8	
6-6	Jr. F Keith Peterson	8.4	5.2	

1981-82
23-6, 12-4 (1st)
SWC champion
SWC Tournament champion
NCAA First Round
Final Ranking: #12 (AP)/#13 (UPI)
Coach: Eddie Sutton

Date	Opponent	UA/Opp Rank	Site	W/L	Score
11/28	Michigan	18/nr	H	W	83-72
11/30	@UT-San Antonio	18/nr	A	W	71-42
12/3	San Diego St. @ PB	13/nr	N	W	85-68
12/10	Wisconsin-Parkside	11/nr	H	W	84-59
12/12	Centenary	11/nr	H	W	87-60
12/19	Biscayne @ LR	9/nr	N	W	91-61
12/22	So. Miss. @ PB	6/nr	N	W	63-54
12/30	Kent St. @ LR	5/nr	N	W	91-49
1/2	@Texas Tech*	5/nr	A	L	79-74
1/6	SMU*	11/nr	H	W	68-48
1/9	@Nebraska	11/nr	A	W	51-50
1/13	@TCU*	9/nr	A	W	62-59
1/16	@Texas*	9/19	A	L	87-73
1/19	Baylor*	15/nr	H	W	70-58
1/23	Houston*	15/19	H	W	67-66
1/26	@Texas A&M*	12/nr	A	W	64-63
1/29	Rice*	12/nr	H	W	60-54
1/31	Wake Forest @ LR	12/18	N	L	49-48
2/6	Texas*	14/12	H	W	62-55 (OT)
2/8	TCU*	14/nr	H	W	79-69
2/11	@Baylor*	8/nr	A	L	56-55 (OT)
2/13	@Houston*	8/nr	A	L	55-53
2/15	Texas A&M*	8/nr	H	W	92-75
2/10	@Rice*	17/nr	A	W	72-65 (OT)
2/24	@SMU*	15/nr	A	W	54-53
2/27	Texas Tech*	15/nr	H	W	67-61
SWC Tournament • Dallas, Texas					
3/5	TCU	14/nr	N	W	80-70
3/6	Houston	14/nr	N	W	84-69
NCAA Midwest Regional • Dallas, Texas					
3/14	Kansas St.	12/nr	N	L	65-64

*Southwest Conference games

Lineup	Name	Pts.	Rebs.	Ast.
6-3	Jr. G Darrell Walker	14.8	5.2	3.5
6-10	Sr. C Scott Hastings	18.6	6.0	
6-6	Sr. F Keith Peterson	7.3	3.8	
6-6	Sr. F Tony Brown	10.0	3.2	
6-5	Sr. F Brad Friess	4.1	2.3	

1982-83
26-4, 14-2 (2nd)
NCAA Regional Semifinal (Sweet 16)
#9 (AP & UPI)/#10 (ESPN/USA Today)
Coach: Eddie Sutton

Date	Opponent	UA/Opp Rank	Site	W/L	Score
11/27	Southwest Mo. St.	17/nr	H	W	74-57
12/1	Texas-San Antonio	16/nr	H	W	78-59
12/4	@Centenary	16/nr	A	W	79-51
12/6	SW Mo. St. @ LR	16/nr	N	W	87-66
12/15	Alabama St.	13/nr	H	W	108-65
12/18	Northeast Louisiana	13/nr	H	W	89-76
12/21	So. Miss. @ PB	12/nr	N	W	64-62
12/28	@St. Peter's	11/nr	A	W	52-48
1/3	Nebraska @ LR	11/nr	N	W	64-58
1/5	Mercer @ PB	10/nr	N	W	83-62
1/8	Baylor*	10/nr	H	W	65-60
1/13	@Texas A&M*	7/nr	A	W	66-64
1/15	@SMU*	7/nr	A	W	63-56
1/19	TCU*	4/nr	H	W	69-55
1/22	@Houston*	4/14	A	L	75-60
1/24	Texas*	4/14	H	W	83-64
1/26	@Texas Tech*	12/nr	A	W	62-59
1/30	Wake Forest+	12/19	N	W	68-65
2/2	Rice*	9/nr	H	W	70-43
2/7	@Baylor*	9/nr	A	W	81-66
2/12	Texas A&M*	8/nr	H	W	62-55
2/14	SMU*	8/nr	H	W	71-61
2/19	@TCU*	7/nr	A	W	64-56
2/23	@Texas*	6/nr	A	W	84-67
2/26	Texas Tech*	6/nr	H	W	77-63
3/3	Houston*	5/nr	H	L	74-66
3/5	@Rice*	5/nr	A	W	82-55
SWC Tournament • Dallas, Texas					
3/10	TCU	6/nr	N	L	61-59
NCAA Midwest Regional • Tampa, Fla.					
3/19	Purdue	9/nr	N	W	78-68
NCAA Midwest Regional • Knoxville, Tenn.					
3/24	Louisville	9/2	N	L	65-63

+at Greensboro, N.C. || *Southwest Conference games

Lineup	Name	Pts.	Rebs.	Ast.
6-3	Jr. G Alvin Robertson	14.2	4.9	3.6
6-5	Sr. G John Snively	5.9	0.9	
6-4	Sr. G Darrell Walker	18.2	5.7	
6-11	So. C Joe Kleine	13.3	7.3	
6-6	Jr. F Leroy Sutton	6.4	3.9	

1983-84
25-7, 14-2 (2nd)
NCAA First Round
#7 (UPI)/#8 (AP)/#13 (ESPN/USA Today)
Coach: Eddie Sutton

Date	Opponent	UA/Opp Rank	Site	W/L	Score
Great Alaska Shootout • Anchorage, Alaska					
11/25	Fordham	14/nr	N	W	62-61
11/26	Oklahoma	14/20	N	W	84-68
11/27	North Carolina St.	14/nr	N	L	65-60
12/1	Southwest Mo. St.	14/nr	H	W	98-69
12/5	East Tennessee St.	14/nr	H	W	79-50
12/8	@SW Mo. St.	15/nr	A	W	56-41
12/10	@Nebraska	15/nr	A	L	67-54
12/17	North Texas @ PB		N	W	93-64
12/21	Alabama St.		H	W	86-80
12/28	St. Peter's @ LR		N	W	82-49
12/30	Austin Peay @ LR		N	W	68-63
1/4	@Baylor*		A	W	57-50
1/7	Texas A&M*		H	W	77-54
1/12	SMU*		H	W	70-69
1/14	@TCU*		A	W	70-62
1/19	@Texas*		A	W	70-66
1/21	Texas Tech*		H	W	67-57
1/27	@Rice*	16/nr	A	L	65-62
1/29	@Villanova	16/nr	A	L	58-54
2/4	Baylor*		H	W	63-44
2/8	@Texas A&M*		A	W	59-58
2/11	@SMU*		A	W	80-71
2/12	No. Carolina @ PB	nr/1	N	W	65-64
2/15	TCU*	14/nr	H	W	55-48
2/18	Texas*	14/nr	H	W	59-41
2/23	@Texas Tech*	11/nr	A	W	55-49
2/25	@Houston*	11/3	A	L	64-61
2/29	Rice*	12/nr	H	W	79-54
3/4	Houston*	12/2	H	W	73-68
SWC Tournament • Houston, Texas					
3/10	Texas A&M	8/nr	N	W	49-47
3/11	Houston	8/5	N	L	57-56
NCAA East Regional • East Rutherford, N.J.					
3/18	Virginia	8/nr	N	L	53-51 (OT)

*Southwest Conference games

Lineup	Name	Pts.	Rebs.	Ast.
6-2	Sr. G Ricky Norton	8.6	1.5	
6-3	Sr. G Alvin Robertson	15.5	5.5	6.0
6-11	Jr. C Joe Kleine	18.2	9.2	
6-6	Jr. F Charles Balentine	7.7	4.2	
6-6	Sr. F Leroy Sutton	8.4	4.3	



Charles Ballentine and the Razorbacks were greeted by fans in Fayetteville after defeating No. 1 North Carolina.

RAZORBACK BASKETBALL

THE #FASTEST40

LEADERSHIP

YEAR IN REVIEW

HISTORY

RECORDS

THE UNIVERSITY

YEAR-BY-YEAR RESULTS



1984-85
22-13, 10-6 (2nd)
NCAA Second Round
Final Ranking: #25 (ESPN/USA Today)
Coach: Eddie Sutton

Date	Opponent	UA/Opp Rank	Site	W/L	Score
11/24	Southeastern La.	16/nr	H	W	65-62
11/27	Central Fla. @ PB	17/nr	N	W	59-45
12/1	@Ohio St.	17/nr	A	L	85-84
12/8	Southwest Mo. St.		H	W	70-56
12/14	Baptist College		H	W	74-55
12/15	Tulsa @ LR		A	W	70-66
12/18	UT-San Antonio @ LR		N	W	74-67
12/20	Minnesota @ PB		N	W	56-46
12/22	Oral Roberts @ LR		N	W	64-57

Rainbow Classic • Honolulu, Hawaii

12/26	Georgia Tech		N	L	72-52
12/27	Iowa St.		N	W	84-79 (OT)
12/28	Iowa		N	L	71-52
1/2	@Texas A&M*		A	W	70-67
1/5	@SMU*	nr/4	A	L	63-60 (OT)
1/9	TCU*		H	W	67-59
1/12	Texas*		H	W	64-58
1/16	@Texas Tech*		A	L	64-48
1/19	@Houston*		A	L	78-73
1/23	Rice*		H	W	67-56
1/27	@Virginia		A	L	54-52
1/30	@Baylor*		A	W	64-57 (OT)
2/1	Texas A&M*		H	W	58-53
2/3	@Georgetown	nr/2	A	L	56-39
2/6	SMU*	nr/4	H	W	69-66
2/9	@TCU*		A	L	72-66 (OT)
2/14	@Texas*		A	W	60-51
2/16	Texas Tech*		H	L	52-50
2/20	Houston*		H	W	73-59
2/24	@Rice*		A	L	71-68
3/2	Baylor*		H	W	106-71

SWC Tournament • Dallas, Texas

3/8	Texas		N	W	66-46
3/9	SMU	nr/13	N	W	68-55
3/10	Texas Tech		N	L	67-64

NCAA West Regional • Salt Lake City, Utah

3/14	Iowa		N	W	63-54
3/16	St. John's	nr/3	N	L	68-65

*Southwest Conference games

Lineup	Name	Pts.	Rebs.	Ast.
6-2	Fr. G Allie Freeman	4.5	1.5	
6-3	Fr. G Kenny Hutchinson	3.3	1.5	
6-7	So. G/F William Mills	9.4	3.5	4.5
6-11	Sr. C Joe Kleine	22.1	8.4	
6-6	Sr. F Charles Balentine	12.7	5.6	

1985-86

12-16, 4-12 (7th)
Coach: Nolan Richardson

Date	Opponent	UA/Opp Rank	Site	W/L	Score
11/24	Southern Ill. @ LR		N	W	86-72
11/29	Southern Univ. @ PB		N	W	76-75
12/1	Southwest Mo. St.		H	W	68-67
12/3	San Diego St. @ LR		N	W	76-64
12/5	Samford		H	W	72-51
12/7	@Minnesota		A	L	71-64
12/14	Ohio St. @ PB	nr/20	N	W	79-70 (OT)
12/18	Alabama St. @ LR		N	W	87-69
12/21	@Kansas	nr/6	A	L	89-78
12/28	@Oral Roberts		A	W	54-51
1/2	SMU*		H	L	71-66
1/4	@TCU*		A	L	71-62
1/8	@Texas*		A	L	59-55
1/11	Texas Tech*		H	L	48-46
1/15	Houston*		H	L	87-85 (OT)
1/18	@Rice*		A	W	58-50
1/25	Southern California		H	L	88-74
1/27	Baylor*		H	W	81-76 (OT)
1/29	@Texas A&M*		A	L	81-67
2/1	@SMU*		A	L	90-80
2/5	TCU*		H	L	73-71 (2 OT)
2/8	Texas*		H	L	61-57
2/12	@Texas Tech*		A	W	79-72 (OT)
2/15	@Houston*		A	L	93-83
2/19	Rice*		H	W	60-59

2/26	@Baylor*		A	L	65-64
3/1	Texas A&M*		H	L	93-76

SWC Tournament • Dallas, Texas

3/7	Texas A&M		N	L	67-51
-----	-----------	--	---	---	-------

*Southwest Conference games

Lineup (most starts)

Name	Pts.	Rebs.	Ast.
6-2	So. G Allie Freeman	5.5	1.4
6-4	Jr. G Mike Ratliff	13.1	4.4
6-4	So. G Byron Irvin	9.9	2.8
6-7	Jr. G/F William Mills	13.8	5.7
6-11	So. C Andrew Lang	8.2	6.5

1986-87
19-14, 8-8 (5th)
NIT Second Round
Coach: Nolan Richardson

Date	Opponent	UA/Opp Rank	Site	W/L	Score
11/28	Grambling @ PB		N	W	84-65
11/29	Louisiana Tech @ LR		N	W	90-64
12/3	Ole Miss @ Memphis		N	W	70-56
12/6	Kansas	nr/6	H	W	103-86
12/10	@Alabama*	20/18	N	L	87-76
12/13	Morgan St.	20/nr	H	W	106-57
12/18	Miss. Valley St.		H	W	98-79
12/20	Virginia @ PB		N	L	78-66
12/22	@Southwest Mo. St.		A	L	56-49

Rainbow Classic • Honolulu, Hawaii

12/28	Ohio St.		N	W	97-94
12/29	Pittsburgh	nr/14	N	L	114-82
12/30	California		N	W	74-58
1/3	TCU*		H	L	80-77
1/5	North Texas @ LR		N	W	99-96 (OT)
1/8	Texas*		H	W	79-62
1/10	@Texas Tech*		A	L	95-73
1/14	Rice*		H	W	62-54
1/17	@Houston*		A	L	60-55
1/22	@Baylor*		A	L	63-62
1/25	Texas A&M*		H	W	87-69
1/27	SMU*		H	W	76-63
1/31	@TCU*	nr/16	A	L	73-66
2/4	@Texas*		A	L	78-73
2/7	Texas Tech*		H	W	93-75
2/11	Houston*		H	L	57-54
2/14	@Rice*		A	W	88-68
2/18	Oral Roberts @ LR		N	W	95-75
2/21	Baylor*		H	W	71-67
2/24	@Texas A&M*		A	W	100-97 (2 OT)
3/1	@SMU*		A	L	93-76

SWC Tournament • Dallas, Texas

3/6	Texas Tech		N	L	73-59
-----	------------	--	---	---	-------

National Invitational Tournament • Fayetteville, Ark.

3/13	Arkansas St.		H	W	67-64 (OT)
------	--------------	--	---	---	------------

National Invitational Tournament • Lincoln, Neb.

3/17	Nebraska		A	L	78-71
------	----------	--	---	---	-------

+at Birmingham, Ala. || *Southwest Conference games

Lineup (most starts)

Name	Pts.	Rebs.	Ast.	
6-3	So. G Keith Wilson	4.8	2.1	2.6
6-3	Jr. G/F Tim Scott	11.9	2.7	
6-6	Fr. G/F Ron Huery	11.7	3.5	2.7
6-10	Jr. F/C Shawn Baker	6.5	4.2	
6-11	Jr. C Andrew Lang	8.1	7.5	

1987-88
21-9, 11-5 (T-2nd)
NCAA First Round
Coach: Nolan Richardson

Date	Opponent	UA/Opp Rank	Site	W/L	Score
11/27	Chicago St. @ PB		N	W	78-68
11/29	@Tulsa		A	L	68-47
12/3	N'western (La.) St. @ LR		N	W	77-55
12/5	Southwest Mo. St.		H	W	53-47
12/9	Ole Miss @ PB		N	W	79-40
12/12	Virginia		H	W	66-52
12/15	Alcorn St.		H	W	101-55
12/19	Miss. Valley St.		H	W	91-71
12/23	Alabama @ LR		N	W	80-55
12/30	@Maryland		A	L	88-61
1/2	Coastal Carolina @ LR		N	W	81-59

1/6	Texas*		H	W	91-62
1/9	TCU*		H	W	96-53
1/13	@SMU*		A	W	85-83 (OT)
1/16	@Texas A&M*		A	L	74-67
1/20	Baylor*		H	W	70-62
1/27	@Rice*		A	W	80-61
1/30	Houston*		H	W	71-62
2/3	Texas Tech*		H	W	69-48
2/6	@Texas*		A	L	79-72
2/10	@TCU*		A	W	63-61
2/13	SMU*		H	L	73-63
2/17	Texas A&M*		H	W	79-58
2/20	@Baylor*		A	L	58-57
2/27	Rice*		H	W	112-87
3/3	@Houston*		A	L	82-77
3/6	@Texas Tech*		A	W	75-65

SWC Tournament • Dallas, Texas

3/11	Texas A&M		N	W	76-64
3/12	Baylor		N	L	74-73

NCAA Southeast Regional • Cincinnati, Ohio

3/18	Villanova		N	L	82-74
------	-----------	--	---	---	-------

*Southwest Conference games

Lineup (most starts)

Name	Pts.	Rebs.	Ast.	
6-2	Sr. G Allie Freeman	6.2	1.9	
6-3	Sr. G Tim Scott	11.8	3.1	
6-6	So. G/F Ron Huery	13.4	4.0	2.4
6-9	Sr. F/C Mario Credit	9.8	4.7	
6-11	Sr. C Andrew Lang	9.3	7.3	

1988-89
25-7, 13-3 (1st)
SWC champion
NCAA Second Round
#17 (AP)/#20 (ESPN/USA Today)
Coach: Nolan Richardson

Date	Opponent	UA/Opp Rank	Site	W/L	Score
11/27	Rider		H	W	98-69
11/30	@Virginia		A	L	75-65
12/10	Maryland		H	W	73-68
12/13	Ole Miss @ Memphis		N	W	74-68
12/21	Texas So. @ LR		N	W	97-79
12/23	Sam Houston St. @ LR		N	W	97-79
12/28	@Missouri	nr/11	A	L	83-78
1/2	South Ala. @ PB		N	W	103-71
1/4	Texas Tech*		H	W	69-62
1/7	@Texas*		A	W	99-92
1/11	@TCU*		A	L	51-45
1/14	SMU*		H	W	93-73
1/16	Texas A&M*		H	W	75-60
1/18	Florida St. @ LR	nr/14	N	L	112-105 (OT)
1/21	@Baylor*		A	W	88-58
1/24	Southern Utah @ PB		N	W	109-76
1/28	Rice*		H	W	81-77
2/1	@Houston*		A	W	88-87
2/4	@Texas Tech*		A	L	84-73
2/8	Texas*		H	W	105-82
2/11	TCU*		H	W	100-60
2/15	@SMU*		A	W	81-68
2/18	@Texas A&M*		A	L	82-71
2/22	Baylor*		H	W	89-54
2/25	Tulsa		H	W	118-69
3/1	@Rice*		A	W	83-70
3/5	Houston*		H	W	107-79

SWC Tournament • Dallas, Texas

3/10	Rice		N	W	108-72
3/11	Texas A&M		N	W	94-84
3/12	Texas		N	W	100-76

NCAA Midwest Regional • Indianapolis, Ind.

3/16	Loyola-Marymount		N	W	120-101
3/18	Louisville	nr/12	N	L	93-84

*Southwest Conference games

Lineup (most starts)

Name	Pts.	Rebs.	Ast.	
6-3	Sr. G Keith Wilson	13.1	4.6	4.3
6-2	Fr. G Lee Mayberry	12.9	3.2	4.2
6-4	Jr. G/F Lenzie Howell	14.6	7.0	
6-7	So. F Larry Marks	6.2	4.8	
6-9	Jr. C Mario Credit	11.4	4.6	

1989-90
30-5, 14-2 (1st)
SWC champion
SWC Tournament champion
NCAA Final Four
#4 (ESPN/USA Today)/#7 (AP)/#8 (UPI)
Coach: Nolan Richardson

Date	Opponent	UA/Opp Rank	Site	W/L	Score
11/24	Samford @ PB	9/nr	N	W	97-67
11/26	Oregon @ LR	9/nr	N	W	102-75
11/29	@South Alabama	11/nr	A	W	105-90
12/5	Ole Miss @ PB	10/nr	N	W	90-76
12/9	U.S. International	10/nr	H	W	166-101
12/13	Missouri	7/4	H	L	89-88
12/18	Bethune-Cookman	7/nr	H	W	91-61
12/23	VMI @ LR	10/nr	N	W	92-61
12/26	Delaware St. @ LR	11/nr	N	W	117-75
12/30	@Nev.-Las Vegas	11/12	A	L	101-93
1/3	@Houston*	14/nr	A	W	82-78
1/6	@Texas Tech*	14/nr	A	W	92-75
1/10	Baylor*	12/nr	H	W	99-84
1/13	TCU*	12/nr	H	W	93-79
1/17	@SMU*	12/nr	A	W	



The Razorbacks celebrate winning the 1989 Southwest Conference Tournament Championship.

1/10	Texas*	2/nr	H	W	101-89
1/12	@Texas Tech*	2/nr	A	W	113-86
1/15	@TCU*	2/nr	A	W	93-73
1/19	SMU*	2/nr	H	W	98-70
1/21	@Florida St.	2/nr	A	W	109-92
1/23	Texas A&M*	2/nr	H	W	113-88
1/26	@Baylor*	2/nr	A	W	73-68
1/30	Ala.-Birmingham	2/nr	H	W	104-72
2/2	Rice*	2/nr	H	W	100-87
2/7	@Houston*	2/nr	A	W	81-74
2/10	UNLV	2/1	H	L	112-105
2/13	Texas Tech*	3/nr	H	W	87-69
2/16	TCU*	3/nr	H	W	97-61
2/20	@SMU*	3/nr	A	W	79-70
2/23	@Texas A&M*	3/nr	A	W	111-72
2/26	Baylor*	3/nr	H	W	106-74
3/3	@Texas*	3/23	A	L	99-86

SWC Tournament • Dallas, Texas

3/8	Texas A&M	5/nr	N	W	108-61
3/9	Rice	5/nr	N	W	109-80
3/10	Texas	5/23	N	W	120-89

NCAA Southeast Regional • Atlanta, Ga.

3/15	Georgia St.	2/nr	N	W	117-76
3/17	Arizona St.	2/nr	N	W	97-90

NCAA Southeast Regional • Charlotte, N.C.

3/21	Alabama	2/19	N	W	93-70
3/23	Kansas	2/12	N	L	93-81

*Southwest Conference games

Lineup (most starts)

	Name	Pts.	Rebs.	Ast.
5-10	Sr. G Arlyn Bowers	11.1	1.9	
6-2	Jr. G Lee Mayberry	13.2	3.4	5.5
6-8	Jr. G/F Todd Day	20.7	5.3	
6-8	Jr. F/C Isaiah Morris	7.5	4.1	
6-9	Jr. C Oliver Miller	15.5	7.7	

1991-92

26-8, 13-3 (1st)

SEC champion

NCAA Second Round

#8 (UPI)/#9 (AP)/#10 (ESPN/USA Today)

Coach: Nolan Richardson

Date	Opponent	UA/Opp Rank	Site	W/L	Score
Maui Classic • Maui, Hawaii					
11/25	Minnesota	2/nr	N	W	92-83
11/26	Chaminade	2/nr	N	W	99-84
11/27	Michigan St.	2/nr	N	L	86-71
12/2	Alabama St. @ PB	11/nr	N	W	96-80
12/4	Bethune-Cookman	11/nr	H	W	128-46

12/7	Missouri	11/nr	H	L	87-76
12/10	@Kansas St.	19/nr	A	W	70-59
12/19	Montevallo @ LR	19/nr	N	W	91-70
12/21	Arizona	19/2	H	W	65-59
12/23	@Tulsa	15/nr	A	W	74-64
12/28	Jackson St. @ LR	15/nr	N	W	89-66
12/30	@South Alabama	16/nr	A	W	101-82
1/2	Quincy Coll. @ PB	16/nr	N	W	123-60
1/4	Auburn*	16/nr	H	W	110-92
1/8	@Alabama*	13/16	A	L	65-63
1/11	@LSU*	13/nr	A	W	101-90
1/15	Mississippi St.*	12/nr	H	W	99-78
1/18	@Ole Miss*	12/nr	A	W	114-93
1/22	Florida*	9/nr	H	W	75-62
1/25	@Kentucky*	9/8	A	W	105-88
2/5	@Tennessee*	5/nr	A	L	83-81
2/8	@Memphis	5/nr	A	L	92-88
2/12	Vanderbilt*	11/nr	H	W	91-71
2/15	South Carolina*	11/nr	H	W	89-73
2/18	@Georgia*	10/nr	A	L	87-78
2/22	Alabama*	10/14	H	W	90-87
2/26	@Auburn*	9/nr	A	W	82-74
2/29	@Mississippi St.*	9/nr	A	W	84-76
3/3	LSU*	7/23	H	W	106-92 (OT)
3/7	Ole Miss*	7/nr	H	W	100-83

SEC Tournament • Birmingham, Ala.

3/13	Georgia	6/nr	N	W	73-60
3/14	Alabama	6/17	N	L	90-89

NCAA Midwest Regional • Milwaukee, Wis.

3/19	Murray St.	9/nr	N	W	80-69
3/21	Memphis	9/nr	N	L	82-80

*Southeastern Conference games

Lineup (most starts)

	Name	Pts.	Rebs.	Ast.
6-2	Sr. G Lee Mayberry	15.2	2.3	5.9
6-1	Jr. G Shepherd	6.7	2.5	
6-9	Sr. G/F Todd Day	22.7	7.0	
6-9	Sr. C Miller	13.5	7.7	
6-8	Sr. F Morris	10.2	5.0	

1992-93

22-9, 10-6 (3rd)

NCAA Regional Semifinal (Sweet 16)

#10 (ESPN/USA Today)/#12 (AP & UPI)

Coach: Nolan Richardson

Date	Opponent	UA/Opp Rank	Site	W/L	Score
12/2	Memphis	nr/8	H	W	81-76
12/3	Tennessee-Martin		H	W	90-72
12/6	@Arizona	nr/9	A	W	86-80

12/17	SE Mo. St. @ PB	12/nr	N	W	96-72
12/19	@Missouri	12/nr	A	W	73-68
12/21	Jackson St. @ PB	10/nr	N	W	123-76
12/23	Tulsa	10/nr	H	W	101-87
12/28	Coastal Carolina @ LR	9/nr	N	W	93-74
12/30	Northeast La. @ LR	9/nr	N	L	87-78
1/4	@SMU	13/nr	A	W	72-53
1/6	Ole Miss*	13/nr	H	W	90-78
1/9	@South Carolina*	13/nr	A	W	86-76
1/12	Alabama*	9/nr	H	W	74-66
1/20	@Vanderbilt*	8/19	A	L	102-89
1/23	Auburn*	8/nr	H	L	100-89
1/27	@Mississippi St.*	16/nr	A	L	80-76 (OT)
1/30	Georgia*	16/nr	H	W	97-79
2/2	@LSU*	17/nr	A	W	91-79
2/6	@Florida*	17/nr	A	W	74-66
2/10	Kentucky*	14/2	H	W	101-94
2/13	@Alabama*	14/nr	A	L	93-82
2/16	Tennessee*	13/nr	H	L	101-91
2/20	Mississippi St.*	13/nr	H	W	115-58
2/27	@Ole Miss*	15/nr	A	W	85-63
3/3	LSU*	13/nr	H	W	88-75
3/6	@Auburn*	13/nr	A	L	81-80

SEC Tournament • Lexington, Ky.

3/12	Georgia	14/nr	N	W	65-60
3/13	Kentucky	14/4	A	L	92-81

NCAA East Regional • Winston-Salem, N.C.

3/18	Holy Cross	14/nr	N	W	94-64
3/20	St. John's	14/nr	N	W	80-74

NCAA East Regional • East Rutherford, N.J.

3/26	North Carolina	14/4	N	L	80-74
------	----------------	------	---	---	-------

*Southeastern Conference games

Lineup (most starts)

	Name	Pts.	Rebs.	Ast.
6-2	So. G Corey Beck	7.0	3.8	3.6
6-1	Sr. G Robert Shepherd	11.3	3.5	
6-9	So. C Dwight Stewart	6.9	3.6	
6-5	Sr. F Darrell Hawkins	13.3	4.5	
6-5	Fr. F Scotty Thurman	17.4	4.4	

1993-94
31-3, 14-2 (1st)
SEC champion
NCAA Final Four
NCAA National Champion
#1 (ESPN/USA Today & UPI)/#2 (AP)
Coach: Nolan Richardson

Date	Opponent	UA/Opp Rank	Site	W/L	Score
11/29	Murray St.	2/nr	H	W	93-67
12/2	Missouri	2/nr	H	W	120-68
12/4	Northwestern (La.) St.	2/nr	H	W	111-76
12/8	@Memphis	1/nr	A	W	96-78
12/11	Delaware St.	1/nr	H	W	123-66
12/18	Jackson St.	1/nr	H	W	96-80
12/23	@Tulsa	1/nr	A	W	93-91 (OT)
12/28	Texas Southern	1/nr	H	W	129-63
1/3	SMU	1/nr	H	W	96-70
1/5	Ole Miss*	1/nr	H	W	87-61
1/8	@Alabama*	1/nr	A	L	66-64
1/11	LSU*	4/nr	H	W	84-83
1/15	@Auburn*	4/nr	A	W	117-105
1/19	@Mississippi St.*	3/nr	A	L	72-71
1/22	South Carolina*	3/nr	H	W	79-53
1/29	@Tennessee*	5/nr	A	W	65-64
2/1	Vanderbilt*	6/nr	H	W	89-76
2/5	Montevallo	6/nr	H	W	131-63
2/9	@Kentucky*	3/4	A	W	90-82
2/12	Florida*	3/20	H	W	99-87
2/16	Alabama*	1/nr	H	W	102-81
2/19	@Ole Miss*	1/nr	A	W	90-73
2/22	@Georgia*	1/nr	A	W	74-65
2/26	Auburn*	1/nr	H	W	91-81
3/2	@LSU*	1/nr	A	W	108-105 (OT)
3/5	Mississippi St.*	1/nr	H	W	80-62

SEC Tournament • Memphis, Tenn.

3/11	Georgia	1/nr	N	W	95-83
3/12	Kentucky	1/10	N	L	90-78

NCAA Midwest Regional • Oklahoma City, Okla.

3/18	No. Carolina A&T	2/nr	N	W	94-79
3/20	Georgetown	2/nr	N	W	85-73

NCAA Midwest Regional • Dallas, Texas

3/25	Tulsa	2/nr	N	W	103-84
3/27	Michigan	2/11	N	W	76-68

NCAA Final Four • Charlotte, N.C.

4/2	Arizona	2/9	N	W	91-82
4/4	Duke	2/6	N	W	76-72

*Southeastern Conference games

RAZORBACK BASKETBALL

THE #FASTEST40

LEADERSHIP

YEAR IN REVIEW

HISTORY

RECORDS

THE UNIVERSITY



YEAR-BY-YEAR RESULTS

Lineup (most starts)

	Name	Pts.	Rebs.	Ast.
6-2 Jr. G	Corey Beck	8.8	3.9	5.0
6-4 Jr. G	Clint McDaniel	8.1	2.8	
6-9 Jr. C	Dwight Stewart	8.0	5.0	
6-6 So. F	Scotty Thurman	15.9	4.5	
6-7 So. F	Corliss Williamson	20.4	7.7	

1994-95
32-7, 12-4 (T-1st West)
SEC Western Division champion
NCAA Final Four
NCAA National Runner-up
#2 (ESPN/USA Today)/#6 (AP & UPI)
Coach: Nolan Richardson

Date Opponent UA/Opp Rank Site W/L Score

Tipoff Classic • Springfield, Mass.

11/25	Massachusetts	1/3	N L	104-80
-------	---------------	-----	-----	--------

BCA Classic • Memphis, Tenn.

11/27	Georgetown	1/14	N W	97-79
11/30	Jackson St.	4/nr	H W	103-87
12/3	@Missouri	4/nr	A W	94-71
12/6	Centenary	3/nr	H W	121-94
12/8	@SMU	3/nr	A W	78-66
12/10	Murray St.	3/nr	H W	94-69
12/21	Florida A&M	3/nr	H W	97-57
12/23	Tulsa	3/nr	H W	82-63

Rainbow Classic • Honolulu, Hawaii

12/28	Oklahoma	3/nr	N W	86-84
12/29	Cincinnati	3/20	N W	84-75
12/30	Iowa	3/nr	N W	101-92
1/4	@Ole Miss*	3/nr	A L	76-71
1/7	Tennessee*	3/nr	H W	97-79
1/14	Mississippi St.*	5/nr	H W	79-74
1/14	@Auburn*	5/nr	A L	104-90
1/18	Georgia*	9/nr	H W	84-82
1/21	@South Carolina*	9/nr	A W	88-73
1/24	Alabama*	9/nr	H L	88-70
1/29	Kentucky*	9/5	H W	94-92
1/31	LSU*	8/nr	H W	105-81
2/4	@Mississippi St.*	8/nr	A L	83-62
2/9	Memphis	12/nr	H W	88-87
2/11	@Vanderbilt*	12/nr	A W	97-94 (OT)
2/15	@Alabama*	10/18	A W	86-80
2/18	Ole Miss*	10/nr	H W	85-70
2/22	@LSU*	8/nr	A W	92-90
2/25	Montevallo	8/nr	H W	122-64
2/28	@Florida*	7/nr	A W	94-85
3/4	Auburn*	7/nr	H W	68-66

SEC Tournament • Atlanta, Ga.

3/10	Vanderbilt	5/nr	N W	73-72
------	------------	------	-----	-------

3/11	Alabama	5/20	N W	69-58
3/12	Kentucky	5/3	N L	95-93 (OT)
NCAA Midwest Regional • Austin, Texas				
3/17	Texas Southern	6/nr	N W	79-78
3/19	Syracuse	6/25	N W	96-94 (OT)
NCAA Midwest Regional • Kansas City, Mo.				
3/24	Memphis	6/nr	N W	96-91 (OT)
3/26	Virginia	6/13	N W	68-61

NCAA Final Four • Seattle, Wash.

4/1	North Carolina	6/4	N W	75-68
4/3	UCLA	6/1	N L	89-78

*Southeastern Conference games

Lineup (most starts)

	Name	Pts.	Rebs.	Ast.
6-2 Sr. G	Corey Beck	7.9	4.8	5.3
6-4 Sr. G	Clint McDaniel	11.5	3.1	
6-9 Sr. C	Dwight Stewart	7.3	4.7	
6-6 Jr. F	Scotty Thurman	15.4	3.9	
6-7 Jr. F	Corliss Williamson	19.7	7.5	

(6-8 Sr. F Elmer Martin, 1.8 ppg, 1.9 rpg, tied for fifth with 15 starts)

1995-96
20-13, 9-7 (T-2nd West)
NCAA Regional Semifinal (Sweet 16)
No. 18 (ESPN/USA Today)
Coach: Nolan Richardson

Date Opponent UA/Opp Rank Site W/L Score

Preseason NIT

11/15	Northeast Louisiana	16/nr	H W	75-67
11/17	Arizona	16/19	H L	83-73

Great Eight Tournament • Auburn Hills, Mich.

11/28	Michigan St.	25/nr	N L	75-72
11/30	No. Carolina A&T		H W	103-49
12/2	Alcorn St.		H W	116-75
12/5	Missouri	nr/11	H W	104-93
12/9	Cincinnati	nr/17	H L	82-67
12/21	SMU		H W	73-46
12/23	Tennessee St.		H W	86-67
12/30	Jackson St.		H W	86-77
1/3	Florida*	1/3	H W	75-60
1/6	@Auburn*		A L	101-76
1/10	@Ole Miss*		A W	63-62
1/13	Vanderbilt*		H L	80-73
1/18	@Memphis	nr/9	A L	94-72
1/20	Mississippi St.*	nr/21	H W	80-68
1/23	@Alabama*		A W	71-63
1/27	Oral Roberts		H W	66-65
1/30	LSU*		H W	76-68
2/3	South Carolina*		H W	81-69
2/6	@Mississippi St.*		A L	78-63

2/11	@Kentucky*	nr/2	A L	88-73
2/14	Ole Miss*		H W	79-73
2/17	Auburn*		H W	87-77
2/21	@Tennessee*		A L	66-59
2/25	@Georgia*		A L	71-59
2/28	Alabama*		H L	98-89
3/2	@LSU*		A W	94-79

SEC Tournament • New Orleans, La.

3/8	South Carolina		N W	80-58
3/9	Kentucky	nr/1	N L	95-75

NCAA East Regional • Providence, R.I.

3/14	Penn St.	nr/18	N W	86-80
3/16	Marquette	nr/20	N W	65-56

NCAA East Regional • Atlanta, Ga.

3/21	Massachusetts	nr/1	N L	79-63
------	---------------	------	-----	-------

*Southeastern Conference games

Lineup (most starts)

	Name	Pts.	Rebs.	Ast.
6-2 Fr. G	Pat Bradley	10.2	2.0	
5-11 Fr. G	Kareem Reid	12.9	3.1	6.6
6-11 Jr. C	Darnell Robinson	12.7	7.0	
6-11 Jr. C	Lee Wilson	6.3	4.4	
6-8 Fr. F	Derek Hood	7.5	6.1	

1996-97
18-14, 8-8 (2nd West)
NIT Final Four
Coach: Nolan Richardson

Date Opponent UA/Opp Rank Site W/L Score

11/22	Jackson St.	16/nr	H W	124-74
11/27	@Oral Roberts	16/nr	A L	86-81
11/30	San Francisco	16/nr	H W	77-63
12/7	@Missouri	22/nr	A W	80-76
12/10	Troy St.	20/nr	H W	137-70
12/19	McNeese St.	19/nr	H W	95-68
12/21	Louisville	19/18	H L	91-88 (OT)
12/28	Southern Utah	22/nr	H W	92-52
1/2	Ole Miss*		H L	91-74
1/5	@Florida*		A L	75-62
1/8	@Auburn*		A W	56-55
1/11	LSU*		H W	82-57
1/15	@Alabama*		A W	72-68
1/18	@Cincinnati	nr/4	A L	92-57
1/21	Mississippi St.*		H W	98-64
1/26	Kentucky*	nr/3	H L	83-73
1/29	@Ole Miss*		A L	71-52
2/1	Memphis		H W	79-63
2/5	Tennessee*		H W	77-54
2/8	@Vanderbilt*		A L	87-83 (OT)
2/11	Auburn*		H W	75-42

2/15	Georgia*		H W	79-74
2/18	@South Carolina*	nr/9	A L	78-65
2/23	@Mississippi St.*		A L	93-77
2/26	Alabama*		H W	73-53
3/1	@LSU*		A L	66-64

SEC Tournament • Memphis, Tenn.

3/7	Georgia	nr/24	N L	65-63
-----	---------	-------	-----	-------

Chase NIT • Fayetteville, Ark.

3/12	Northern Arizona		H W	101-75
3/17	Pittsburgh		H W	76-71
3/19	UNLV		H W	86-73

Chase NIT Final Four • New York, N.Y.

3/25	Michigan		N L	77-62
3/27	Connecticut		N L	74-64

*Southeastern Conference games

Lineup (most starts)

	Name	Pts.	Rebs.	Ast.
6-5 Fr. G	Glendon Alexander	9.6	2.6	
6-2 So. G	Pat Bradley	14.4	2.3	
5-10 So. G	Kareem Reid	9.8	2.7	5.7
6-11 Sr. C	Lee Wilson	7.2	4.2	
6-8 So. F	Derek Hood	9.7	8.0	

1997-98
24-9, 11-5 (2nd West)
NCAA Tournament Second Round
#17 (AP)/#22 (ESPN/USA Today)
Coach: Nolan Richardson

Date Opponent UA/Opp Rank Site W/L Score

11/16	Northeastern Illinois		H W	114-56
11/21	Jackson St.		H W	97-71
11/25	Oral Roberts		H W	81-75

Premier Classic • Phoenix, Ariz.


11/29	Fresno St.	nr/12	N W	70-69
12/2	Bethune-Cookman	18/nr	H W	108-42
12/6	Missouri	18/nr	H W	75-46
12/9	@Louisville	15/nr	A W	100-83
12/18	Centenary	13/nr	H W	61-48

Puerto Rico Classic • San Juan, P.R.

12/24	American Univ.-PR	12/nr	A L	64-59
12/25	Murray St.	12/nr	N L	94-83
12/26	Saint Louis	12/nr	N W	78-70
12/31	Alabama St.	23/nr	H W	103-48
1/4	LSU*	23/nr	H W	62-59
1/7	Mississippi St.*	22/nr	H W	83-70
1/10	@Memphis	22/nr	A W	75-72
1/14	Florida*	22/nr	H W	89-84
1/17	@Kentucky*	22/6	A L	80-77 (OT)
1/21	@Auburn*	18/nr	A W	79-65
1/24	Alabama*	18/nr	H W	77-70



The final game at Barnhill Arena featured the Razorbacks against a Shaquille O'Neal led LSU team. No. 13 Arkansas defeated the Tigers, 88-75.



Corliss Williams was the Most Outstanding Player of the 1994 NCAA Final Four after averaging 26 points and 10.5 rebounds over the two wins.

1/28	@LSU*	15/nr	A	W	85-68
1/31	@Mississippi St.*	15/nr	A	W	76-73
2/5	Ole Miss*	14/17	H	W	100-87
2/7	Vanderbilt*	14/nr	H	W	93-83
2/10	@Georgia*	12/nr	A	L	86-70
2/14	@Tennessee*	12/nr	A	L	74-71
2/18	South Carolina*	16/13	H	W	96-88
2/21	Auburn*	16/nr	H	W	107-83
2/25	@Ole Miss*	12/13	A	L	81-65
2/28	@Alabama*	12/nr	A	L	65-63

SEC Tournament • Atlanta, Ga.

3/6	Tennessee	16/nr	N	W	102-96
3/7	Kentucky	16/7	N	L	99-74

NCAA West Regional • Boise, Idaho

3/12	Nebraska	17/nr	N	W	74-65
3/14	Utah	17/7	N	L	75-69

*Southeastern Conference games

Lineup (most starts)

	Name	Pts.	Rebs.	Ast.
5-10	Jr. G Kareem Reid	11.9	2.1	5.2
6-9	Sr. F Nick Davis	10.4	9.8	
6-8	Jr. F Derek Hood	8.4	6.1	
6-7	Sr. F Landis Williams	7.4	3.3	

**1998-99
23-11, 9-7 (2nd West)
NCAA Tournament Second Round
No. 17 (AP)/No. 25 (ESPN/USA Today)
Coach: Nolan Richardson**

Date	Opponent	UA/Opp Rank	Site	W/L	Score
11/15	Jackson St.	19/nr	H	W	83-72
11/17	Alabama St.	19/nr	H	W	73-43

Top of the World Classic • Fairbanks, Alaska

11/20	Virginia	19/nr	N	W	85-83
11/21	New Mexico St.	19/nr	N	W	66-60
11/22	Villanova	19/nr	N	L	76-63

11/28	Northeast Louisiana	21/nr	H	W	92-70
12/5	@Oklahoma	19/nr	A	L	87-57
12/7	Western Carolina	19/nr	H	W	90-54
12/16	Southeastern La.	20/nr	H	W	95-57
12/19	Memphis	20/nr	H	W	99-74
12/23	@Wake Forest	19/nr	A	W	75-59
12/30	North Texas	20/nr	H	W	100-77
1/2	@LSU*	20/nr	A	W	80-75
1/6	@Auburn*	18/14	A	L	83-66
1/9	Ole Miss*	18/nr	H	L	76-65
1/13	@Mississippi St.*	24/nr	A	W	61-59
1/16	Georgia*	24/nr	H	W	82-79
1/20	Alabama*	22/nr	H	L	67-60
1/23	Providence	22/nr	H	W	118-79
1/27	LSU*	21/nr	H	W	86-64
1/30	@Ole Miss*	21/nr	A	L	89-81
2/2	Tennessee*	23/nr	H	W	69-52
2/6	@Vanderbilt*	23/nr	A	L	73-69
2/10	@South Carolina*	24/nr	A	W	72-66
2/13	Mississippi St.*		H	W	82-62

2/16	@Florida*	nr/23	A	L	74-61
2/20	Kentucky*	nr/6	H	W	74-70
2/24	Auburn*	nr/2	H	W	104-88
2/27	@Alabama*		A	L	84-79

SEC Tournament • Atlanta, Ga.

3/5	Florida	22/21	N	W	75-74
3/6	Mississippi St.	22/nr	N	W	84-79 (OT)
3/7	Kentucky	22/14	N	L	76-63

NCAA West Regional • Denver, Colo.

3/11	Siena	17/nr	N	W	94-80
3/13	Iowa	17/21	N	L	82-72

*Southeastern Conference games

Lineup (most starts)

	Name	Pts.	Rebs.	Ast.
6-2	Sr. G Pat Bradley	14.1	2.5	
5-11	Sr. G Kareem Reid	10.4	2.5	
6-5	Jr. G Chris Walker	7.1	3.9	
6-8	Sr. F Derek Hood	12.4	10.3	
6-8	Fr. F Chris Jefferies	7.7	3.9	

(7-0 So. C Jason Jennings, 4.3 ppg, 2.7 rpg, tied for fifth with 17 starts)

**1999-00
19-15, 7-9 (3rd West)
SEC Tournament champion
NCAA Tournament First Round
Coach: Nolan Richardson**

Date	Opponent	UA/Opp Rank	Site	W/L	Score
11/22	Texas-Arlington		H	W	102-95 (OT)

Big Island Invitational • Hilo, Hawaii

11/26	Mercer		N	W	71-54
11/27	Iowa St.		N	L	77-71
11/28	Santa Clara		N	W	79-60
12/4	Jackson St.		H	W	98-60
12/7	Oklahoma		H	L	66-52
12/15	UT-Pan American @ NLR		N	W	70-56
12/18	Mercer		H	W	85-60
12/20	Wake Forest	nr/25	H	L	70-64
12/23	@Providence		A	L	87-81
12/28	Alcorn St.		H	W	102-59
12/30	Centenary @ NLR		N	W	73-55
1/3	@Memphis		A	L	76-71
1/5	Ole Miss*		H	W	71-64
1/8	South Carolina*		H	L	76-65
1/12	@Georgia*		A	W	74-54
1/19	@Alabama*		A	L	73-64
1/22	Mississippi St.*		H	W	83-73
1/26	@LSU*		A	L	96-75
2/2	@Ole Miss*		A	L	87-82
2/5	@Auburn*	nr/10	A	L	73-55
2/9	Alabama*		H	W	81-66
2/12	@Mississippi St.*		A	W	87-81
2/15	Florida*	nr/11	H	L	80-71
2/19	LSU*	nr/16	H	L	78-67
2/23	Vanderbilt*	nr/24	H	W	78-63
2/26	@Kentucky*	nr/18	A	L	60-55
3/1	@Tennessee*	nr/11	A	L	73-66
3/5	Auburn*	nr/19	H	W	64-55

SEC Tournament • Atlanta, Ga.

3/9	Georgia		N	W	71-64
3/10	Kentucky	nr/16	N	W	86-72
3/11	LSU	nr/10	N	W	69-67
3/12	Auburn		N	W	75-67

NCAA South Regional • Nashville, Tenn.

3/17	Miami (Fla.)	nr/23	N	L	75-71
------	--------------	-------	---	---	-------

*Southeastern Conference games

Lineup (most starts)

	Name	Pts.	Rebs.	Ast.
6-1	So. G Brandon Dean	8.5	2.0	
6-4	So. G Teddy Gipson	8.7	2.5	
6-5	Sr. G Chris Walker	10.8	4.5	
6-8	Fr. G/F Joe Johnson	16.0	5.7	2.2
6-7	Fr. F Alonzo Lane	7.9	4.1	

(6-8 Fr. F Carl Baker, 4.4 ppg, 4.2 rpg, tied for fifth with 14 starts)

**2000-01
20-11, 10-6 (2nd West)
NCAA Tournament First Round
Coach: Nolan Richardson**

Date	Opponent	UA/Opp Rank	Site	W/L	Score
11/17	Tennessee St.	15/nr	H	W	90-68
11/18	Southern Miss.	15/nr	H	L	63-54
11/22	Jackson St.	24/nr	H	W	107-78
11/25	Louisiana-Monroe	24/nr	H	W	99-59
11/28	Centenary	25/nr	H	W	88-57
12/2	Memphis	25/nr	H	W	74-68
12/5	North Texas	21/nr	H	W	97-77
12/9	Oklahoma St.*	21/nr	N	L	74-73
12/20	Northwestern (La.) St.	25/nr	H	W	115-47
12/23	@Oklahoma	25/18	A	L	88-79 (OT)
12/30	Grambling St.		H	W	121-66
1/2	Md.-Eastern Shore		H	W	100-40
1/6	@Mississippi St.*		A	L	87-73
1/10	Ole Miss*	nr/20	H	L	53-48
1/13	@Vanderbilt*		A	L	81-64
1/17	Auburn*		H	W	82-72
1/20	Alabama*	nr/15	H	W	87-58
1/27	@LSU*		A	W	59-52
1/31	@Ole Miss*		A	L	84-73
2/3	Mississippi St.*		H	W	83-72
2/7	Tennessee*	nr/10	H	W	82-77 (OT)
2/10	@Florida*	nr/8	A	L	73-63
2/14	@Auburn*		A	L	71-63
2/17	LSU*		H	W	87-70
2/20	@South Carolina*		A	W	69-67
2/25	Kentucky*	nr/13	H	W	82-78
2/28	@Alabama*	nr/20	A	W	66-63
3/3	Georgia*		H	W	82-67

SEC Tournament • Nashville, Tenn.

3/9	LSU		N	W	77-72
3/10	Kentucky	nr/15	N	L	87-78

NCAA West Regional • Boise, Idaho

3/15	Georgetown	nr/21	N	L	63-61
------	------------	-------	---	---	-------

+at Tulsa, Okla. || *Southeastern Conference games

Lineup (most starts)

	Name	Pts.	Rebs.	Ast.
6-4	Jr. G Teddy Gipson	8.1	2.1	
6-2	Jr. G Jannero Pargo	12.3	2.1	
6-8	So. G/F Joe Johnson	14.2	6.4	2.6
6-8	So. F Carl Baker	5.2	4.0	
6-9	So. F Larry Satchell	3.7	3.5	

**2001-02
14-15, 6-10 (4th West)
Coach: Nolan Richardson#**

Date	Opponent	UA/Opp Rank	Site	W/L	Score
Preseason NIT					
11/12	Maine		H	W	64-47
11/16	Wake Forest		H	L	76-71
11/18	Oral Roberts		H	W	71-57
11/28	@Tulsa		A	W	79-75
11/30	Oklahoma		H	L	69-54
12/4	Southwest Texas St.		H	W	90-68
12/8	Illinois @ Chicago	nr/5	N	L	94-91
12/10	UNC-Greensboro		H	W	89-74
12/20	Tenn.-Chattanooga		H	W	98-84
12/22	Oklahoma St. @ NLR	nr/6	N	L	85-76
12/29	Elon		H	W	96-52
1/2	@Memphis		A	W	90-73
1/5	@Auburn*		A	W	83-77
1/8	Mississippi St.*	nr/22	H	W	75-64
1/13	@LSU*		A	L	75-69
1/16	South Carolina*		H	L	62-60
1/19	Ole Miss*		H	L	70-64
1/23	@Georgia*	nr/15	A	L	81-67
1/26	Florida*	nr/5	H	W	94-92 (OT)
1/30	@Alabama*	nr/7	A	L	109-94
2/2	Auburn*		H	W	62-60
2/9	@Ole Miss*		A	L	79-67
2/13	@Tennessee*		A	L	64-53
2/16	LSU*		H	L	67-63
2/20	Alabama*	nr/5	H	W	67-59
2/23	@Kentucky*	nr/12	A	L	71-58
2/27	@Mississippi St.*		A	L	89-83
3/2	Vanderbilt*#		H	W	81-67

RAZORBACK BASKETBALL
THE #FASTEST40
LEADERSHIP
YEAR IN REVIEW
HISTORY
RECORDS
THE UNIVERSITY



YEAR-BY-YEAR RESULTS

SEC Tournament • Atlanta, Ga.

3/7	Tennessee#	N	L	68-61
-----	------------	---	---	-------

*Southeastern Conference games
#Mike Anderson went 1-1 as interim head coach
!Georgia victory vacated by the NCAA

Lineup (most starts)

	Name	Pts.	Rebs.	Ast.
6-1	Sr. G Brandon Dean	12.2	2.9	
6-2	Sr. G Jannero Pargo	16.6	2.4	3.3
6-4	Sr. G Teddy Gipson	7.6	1.8	
6-5	Fr. G J.J. Sullinger	9.4	3.0	
6-8	Jr. F Dionisio Gomez	5.1	5.0	

(6-9 Jr. F Larry Satchell, 2.8 ppg, 2.8 rpg, tied for fifth with 12 starts)

2002-03

9-19, 4-12 (T5th West)
Coach: Stan Heath

Date	Opponent	UA/Opp Rank	Site	W/L	Score
11/22	Jackson St.		H	W	81-44
11/26	@Oral Roberts		A	L	76-64
11/30	Tulsa	nr/22	H	L	61-60
12/3	Troy St.		H	L	74-66
12/7	Illinois @ NLR	nr/25	N	L	62-58
12/10	Louisiana Tech		H	W	72-60
12/18	Sam Houston St.		H	W	78-67
12/21	Southwest Texas St.		H	W	70-60
12/28	Centenary		H	W	75-51
12/30	@Oklahoma St.		A	L	71-45
1/2	Memphis		H	L	72-67
1/8	@Alabama*	nr/4	A	L	61-51
1/11	Auburn*		H	L	52-37
1/18	!Georgia*	nr/20	H	L	81-64
1/22	LSU*		H	W	73-65
1/25	@Ole Miss*		A	L	73-54
2/1	@Florida*	nr/4	A	L	77-66
2/5	Alabama*	nr/22	H	W	81-70
2/8	@Mississippi St.*	nr/23	A	L	84-54
2/12	Tennessee*		H	L	70-62
2/15	@South Carolina*		A	L	72-65
2/19	Kentucky*	nr/2	H	L	66-50
2/22	@LSU*		A	L	75-56
2/26	@Vanderbilt*		A	W	60-50
3/1	Mississippi St.*	nr/20	H	W	53-51
3/5	@Auburn*		A	L	69-54
3/8	Ole Miss*		H	L	64-54

SEC Tournament • New Orleans, La.

3/13	LSU	N	L	85-56
------	-----	---	---	-------

*Southeastern Conference games
!Georgia victory vacated by the NCAA

Lineup (most starts)

	Name	Pts.	Rebs.	Ast.
6-1	Fr. G Eric Ferguson	10.9	3.1	3.3
6-4	Fr. G/F Jonathon Modica	11.5	4.5	
6-8	Sr. F Carl Baker	3.3	4.1	
6-7	Sr. F Alonzo Lane	4.0	2.9	
6-8	Sr. F Dionisio Gomez	8.3	6.6	

2003-04

12-16, 4-12 (6th West)
Coach: Stan Heath

Date	Opponent	UA/Opp Rank	Site	W/L	Score
11/21	Nicholls St.		H	W	89-60
11/25	Grambling St.		H	W	64-46
11/29	Jacksonville @ NLR		N	W	85-65
12/3	Oral Roberts		H	W	77-71
12/6	Illinois @ Chicago	nr/11	N	L	84-61
12/9	Southeast Missouri St.		H	W	78-68
12/17	Louisiana Tech		H	W	68-56
12/20	Oklahoma St.		H	L	73-58
12/22	Western Carolina		H	L	62-59 (OT)
12/30	@Tulsa		A	W	81-74
1/3	North Texas		H	W	96-61
1/6	LSU*		H	L	66-55
1/10	@Mississippi St.*	nr/22	A	L	80-62
1/14	@Alabama*		A	L	81-65
1/17	Ole Miss*		H	W	86-78
1/21	@Auburn*		A	L	70-63
1/24	Vanderbilt*	nr/22	H	W	70-62
1/31	@Georgia*		A	L	71-50

2/4	Auburn*		H	W	74-52
2/7	@LSU*		A	L	65-52
2/11	@Tennessee*		A	L	69-65
2/14	Mississippi St.*	nr/6	H	L	77-70
2/18	@Kentucky*	nr/9	A	L	73-56
2/21	South Carolina*	nr/25	H	W	82-66
2/28	Florida*		H	L	73-68
3/3	Alabama*		H	L	72-68 (OT)
3/6	@Ole Miss*		A	L	55-45

SEC Tournament • Atlanta, Ga.

3/11	South Carolina	N	L	91-81
------	----------------	---	---	-------

*Southeastern Conference games

Lineup (most starts)

	Name	Pts.	Rebs.	Ast.
6-1	So. G Eric Ferguson	8.1	2.6	2.8
6-7	Fr. G/F Ronnie Brewer	12.2	5.5	3.4
6-4	So. F Jonathon Modica	16.5	4.5	
6-8	Sr. F Billy Pharis	5.5	2.9	
6-5	Fr. F Olu Famutimi	7.0	3.5	

2004-05

18-12, 6-10 (4th West)
Coach: Stan Heath

Date	Opponent	UA/Opp Rank	Site	W/L	Score
11/19	Winthrop		N	W	72-49
11/21	Troy		N	W	89-54
11/22	Eastern Michigan		N	W	82-64
11/27	Gardner Webb		H	W	79-63
11/30	Tulsa		H	W	85-73
12/4	Illinois @ NLR	nr/3	N	L	72-60
12/7	@Missouri		A	W	62-52
12/16	Tennessee St.		H	W	96-68
12/18	Prairie View A&M		H	W	102-50
12/20	Lipscomb		H	W	83-54
12/23	Hartford		H	W	87-55
12/29	Jacksonville St.		H	W	73-67
12/31	Louisiana-Monroe		H	W	85-43
1/5	Ole Miss*		H	W	69-46
1/8	@Florida*		A	L	82-74
1/11	Alabama*	nr/21	H	L	64-61
1/15	@Mississippi St.*	nr/11	A	L	80-55
1/19	@LSU*		A	L	66-63 (OT)
1/22	Auburn*		H	W	95-59
1/29	Kentucky*	nr/6	H	L	68-67
2/2	@South Carolina*		A	L	64-52
2/5	@Ole Miss*		A	W	66-65
2/9	Georgia*		H	W	62-47
2/12	LSU*		H	W	65-62
2/16	@Alabama*	nr/16	A	L	72-63
2/19	@Vanderbilt*		A	L	79-65
2/26	Tennessee*		H	W	70-68
3/1	Mississippi St.*		H	L	57-55
3/5	@Auburn		A	L	77-64

SEC Tournament - Atlanta, Ga.

3/10	Tennessee	N	L	65-46
------	-----------	---	---	-------

*Southeastern Conference games

Lineup (most starts)

	Name	Pts.	Rebs.	Ast.
6-1	Jr. G Eric Ferguson	8.8	2.7	4.3
6-7	So. G Ronnie Brewer	16.2	4.8	3.4
7-0	Fr. C Steven Hill	2.3	2.3	1.8 blk
6-7	Fr. F Charles Thomas	5.5	2.7	
6-5	So. F Olu Famutimi	9.4	4.2	


2005-06

22-10, 10-6 (T-2nd West)
NCAA Tournament First Round
Coach: Stan Heath

Date	Opponent	UA/Opp Rank	Site	W/L	Score
11/18	Portland St.		H	W	107-69
Maui Invitational • Maui, Hawaii					
11/21	Connecticut	nr/3	N	L	77-68
11/22	Kansas		N	W	65-64
11/23	Maryland	nr/23	N	L	75-62
11/26	Radford		H	W	75-55
11/30	Southern Miss		H	W	77-35
12/2	Missouri		H	W	66-63
12/6	Texas St.		H	W	73-67
12/15	Missouri St.		H	W	79-75

2006-07 21-14, 7-9 (3rd West) NCAA Tournament First Round Coach: Stan Heath

Date	Opponent	UA/Opp Rank	Site	W/L	Score
11/10	Southeast Missouri St.		H	W	92-52
11/18	Stephen F. Austin St.		H	W	70-59
Old Spice Classic • Orlando, Fla.					
11/23	Southern Illinois		N	W	61-53 (OT)
11/24	Marist		N	W	73-64
11/26	West Virginia		N	W	71-64
11/30	@Missouri		A	L	86-64
12/2	Missouri-Kansas City		H	W	71-61
12/5	Central Michigan		H	W	75-59
12/14	Oakland		H	W	91-57
12/16	Texas Tech @ NLR		N	L	71-56
12/20	@Texas		A	L	80-76
12/22	Oral Roberts		H	W	68-56
12/30	Louisiana Tech		H	W	80-50
1/2	Tulsa		H	W	68-59
1/6	Alabama*	nr/8	H	W	88-61
1/9	@Florida*	nr/2	A	L	79-72
1/13	@Ole Miss*		A	L	74-72
1/17	Georgia*		H	L	67-64
1/20	LSU*	nr/16	H	W	72-52
1/24	@South Carolina*		A	L	66-60
1/27	@Alabama*	nr/12	A	W	63-57
2/3	Kentucky*	nr/24	H	L	82-74
2/7	Auburn*		H	W	65-57
2/10	@LSU*		A	L	71-67
2/14	@Mississippi St.*		A	L	84-60
2/17	Ole Miss*		H	W	83-66
2/21	@Auburn*		A	L	67-59



Joe Johnson was named the SEC Newcomer of the Year in 2000 and went on to lead Arkansas to back-to-back NCAA Tournament appearances.

YEAR-BY-YEAR RESULTS



2/24	Tennessee*	H	L	83-72	
2/28	Mississippi St.*	H	W	67-58	
3/3	@Vanderbilt*	nr/19	A	W	82-67

SEC Tournament - Atlanta, Ga.

3/8	South Carolina	N	W	82-52	
3/9	Vanderbilt	N	W	72-71	
3/10	Mississippi St.	N	W	81-72	
3/11	Florida	nr/6	N	L	77-56

NCAA East Regional - Spokane, Wash.

3/16	Southern California	N	L	77-60
------	---------------------	---	---	-------

* Southeastern Conference games

Lineup (most starts)

	Name	Pts.	Rebs.	Ast.
6-0	Jr. G Gary Ervin	9.9	3.6	4.8
6-1	Fr. G Patrick Beverley	13.9	4.5	3.1
7-0	Jr. C Steven Hill	6.2	4.4	2.8 blk
6-8	Jr. F Charles Thomas	10.7	5.7	
6-6	Jr. F Sonny Weems	11.8	4.8	2.1

2007-08 23-12, 9-7 (2nd West) NCAA Tournament Second Round Coach: John Pelphrey

Date	Opponent	UA/Opp Rank	Site	W/L	Score
11/9	Wofford	19/nr	H	W	67-45

O'Reilly Auto Parts ESPNU Puerto Rico Tip-Off

San Juan, P.R.					
11/15	Coll. of Charleston	18/nr	N	W	75-49
11/16	Providence	18/nr	N	L	67-51
11/18	Va. Commonwealth	18/nr	N	W	70-60
11/24	Delaware St.		H	W	89-67
11/28	Missouri		H	W	94-91
12/1	Oral Roberts		H	W	62-51
12/3	Missouri St.		H	W	70-51
12/12	Texas-San Antonio		H	W	67-42
12/15	@Oklahoma		A	L	83-72
12/19	Northwestern St.		H	W	90-59
12/22	Appalachian St. @NLR		N	L	74-67
12/29	Louisiana-Monroe		H	W	85-60
1/5	Baylor @Dallas		N	W	85-78
1/10	@Auburn*		A	W	76-70
1/13	Alabama*		H	W	71-67 (OT)
1/16	South Carolina*		H	L	70-66
1/19	@Georgia*		A	L	82-69
1/26	@LSU*		A	W	68-52
1/30	Mississippi St.*	nr/25#	H	W	78-58
2/2	Florida*	nr/20	H	W	80-61
2/9	Ole Miss*		H	W	75-69
2/13	@Tennessee*	nr/4	A	L	93-71
2/16	@Mississippi St.*		A	L	80-74
2/20	LSU*		H	W	87-61
2/23	@Kentucky*		A	L	63-58
2/27	@Alabama*		A	L	59-56
3/1	Vanderbilt*	nr/18	H	W	78-73
3/4	@Ole Miss*		A	L	81-72
3/8	Auburn*		H	W	77-64

SEC Tournament - Atlanta, Ga.

3/14	Vanderbilt	nr/18	N	W	81-75
3/15	Tennessee	nr/4	N	W	92-91
3/16	Georgia		N	L	66-57

NCAA Tournament - Raleigh, N.C.

3/21	Indiana	nr/24#	N	W	86-72
3/23	North Carolina	nr/1	N	L	108-77

* Southeastern Conference games

USA Today/ESPN Coaches Poll

Lineup (most starts)

	Name	Pts.	Rebs.	Ast.
6-2	So. G Stefan Welsh	5.3	1.4	2.1
6-1	So. G Patrick Beverley	12.1	6.6	2.4
7-0	Sr. C Steven Hill	4.2	2.9	2.1 blk
6-8	Sr. F Charles Thomas	9.2	4.5	
6-6	Sr. F Sonny Weems	15.0	4.5	2.6

2008-09 14-16, 2-14 (6th West) Coach: John Pelphrey

Date	Opponent	UA/Opp Rank	Site	W/L	Score
11/14	Southeastern La.		H	W	91-87 (OT)
11/20	California-Davis		H	W	68-59
11/22	@Missouri St.		A	L	62-57

11/26	@South Alabama		A	W	79-77
11/29	Florida A&M		H	W	86-61
12/3	Texas Southern		H	W	80-61
12/10	North Carolina Central		H	W	98-70

Jim Thorpe Classic - Fayetteville, Ark.

12/17	Austin Peay		H	W	89-80
12/20	Stephen F. Austin		H	W	67-51
12/27	Northwestern St.		H	W	95-56
12/30	Oklahoma	nr/4	H	W	96-88
1/3	North Texas @ NLR		N	W	86-75
1/6	Texas	nr/7	H	W	67-61
1/10	Mississippi St.*		H	L	70-56
1/14	@Ole Miss*		A	L	74-65
1/17	@Florida*		A	L	80-65
1/24	Auburn*		H	L	73-51
1/29	Alabama*		H	W	89-80
1/31	@LSU*		A	L	79-69
2/4	Tennessee*		H	L	74-72
2/7	@Mississippi St.*		A	L	86-77
2/11	@Auburn*		A	L	75-62
2/14	Kentucky*		H	L	79-63
2/18	LSU*	nr/23	H	L	72-69
2/21	@South Carolina		A	L	82-78 (OT)
2/25	@Alabama*		A	L	88-67
3/1	Georgia*		H	W	89-67
3/4	Ole Miss*		H	L	98-91 (OT)
3/8	@Vanderbilt*		A	L	75-58

SEC Tournament - Tampa, Fla.

3/12	Florida		N	L	73-58
------	---------	--	---	---	-------

Lineup (most starts)

	Name	Pts.	Rebs.	Ast.
5-11	Fr. G Courtney Fortson	14.8	5.5	5.9
6-0	Fr. G Rotnei Clarke	12.2	1.9	
6-3	Jr. G Stefan Welsh	11.5	2.9	2.1
6-9	Jr. F Michael Washington	15.5	9.8	
6-8	Fr. F Michael Sanchez	5.9	4.9	

2009-10 14-18, 7-9 (T3rd West) Coach: John Pelphrey

Date	Opponent	UA/Opp Rank	Site	W/L	Score
11/13	Alcorn St.		H	W	130-68

Hall of Fame Showcase

11/17	Louisville @ STL	nr/20	N	L	96-66
11/20	Appalachian St.		H	W	81-72 (OT)
11/24	Morgan St.		H	L	97-94
11/27	East Tennessee St.		H	L	94-85
11/29	South Alabama		H	L	74-61
12/2	@Oklahoma		A	L	67-47
12/5	Mississippi Valley St.		H	W	91-54
12/7	Delaware St.		H	W	71-53
12/16	Alabama St.		H	W	76-51
12/19	Stephen F. Austin		H	W	72-69
12/22	Missouri St.		H	W	66-62 (OT)
12/30	Baylor @ NLR		N	L	70-47
1/2	Ala.-Birmingham	nr/24	H	L	73-72
1/5	Texas	nr/2	H	L	96-85
1/14	@Mississippi St.*		A	L	82-80
1/16	Alabama*		H	W	71-59
1/21	Florida*		H	L	71-66
1/23	@Kentucky*	nr/2	A	L	101-70
1/28	Mississippi St.*		H	W	67-62
1/31	@Ole Miss*		A	W	80-73
2/3	@Georgia*		A	W	72-68
2/6	Auburn*		H	W	82-79 (OT)
2/10	LSU*		H	W	87-52
2/13	@Alabama*		A	L	73-68
2/17	South Carolina*		H	W	92-79
2/20	@Auburn*		A	L	92-83
2/24	@LSU*		A	L	65-54
2/27	Vanderbilt*	nr/16	H	L	89-72
3/3	@Tennessee*	nr/16	A	L	80-73
3/6	Ole Miss*		H	L	68-66

SEC Tournament - Nashville, Tenn.

3/11	Georgia		N	L	77-64
------	---------	--	---	---	-------

Lineup (most starts)

	Name	Pts.	Rebs.	Ast.
5-11	So. G Courtney Fortson	17.9	5.2	5.7
6-0	So. G Rotnei Clarke	15.1	2.4	
6-3	Jr. G Marcus Britt	3.9	2.7	
6-9	Sr. F Mike Washington	12.5	6.1	

6-7	Fr. F Marshawn Powell	14.9	6.7	
-----	-----------------------	------	-----	--

2010-11 18-13, 7-9 (T3rd West) Coach: John Pelphrey

Date	Opponent	UA/Opp Rank	Site	W/L	Score
11/18	Grambling St.		H	W	75-52
11/22	Florida Gulf Coast		H	W	90-47
11/24	Southeast Missouri St.		H	W	66-56
11/26	Ala.-Birmingham @ NLR	N	L	70-65 (OT)	

Razorback Showcase

12/1	Oklahoma		H	W	84-74
12/4	Troy		H	W	75-60
12/8	Seton Hall @ Louis.		N	W	71-62
12/15	Mississippi Valley St.		H	W	87-64
12/18	Texas A&M @ Dallas	nr/25	N	L	71-62 (OT)
12/22	Texas Southern		H	W	67-59
12/29	North Carolina A&T		H	W	87-59
12/31	Texas-Arlington		H	W	87-74
1/4	@Texas	nr/12	A	L	79-46
1/8	Tennessee*		H	W	68-65
1/12	@LSU*		A	L	56-53
1/15	Alabama*		H	W	70-65
1/19	@South Carolina*		A	L	81-74
1/22	@Florida*		A	L	75-43
1/25	Auburn*		H	W	73-64
2/2	@Vanderbilt*	nr/19	A	W	89-78
2/9	Georgia*		H	L	60-59
2/5	Ole Miss*		H	L	69-60
2/9	@Mississippi St.*		A	L	67-56
2/12	LSU*		H	W	80-61
2/16	Florida A&M		H	W	94-55
2/19	@Alabama*		A	L	69-56
2/23	Kentucky*	nr/22	H	W	77-76 (OT)
2/26	@Auburn*		A	W	57-55
3/2	Mississippi St.*		H	L	88-78
3/5	@Ole Miss*		A	L	84-74

SEC Tournament - Atlanta, Ga.

3/10	Tennessee		N	L	74-68
------	-----------	--	---	---	-------

Lineup (most starts)

	Name	Pts.	Rebs.	Assts.
6-0	Jr. G Jeff Peterson	6.3	2.2	2.4
6-0	Jr. G Rotnei Clarke	15.2	3.0	
6-3	Sr. G Marcus Britt	5.3	2.1	
6-9	Sr. F Delvon Johnson	9.6	7.2	
6-7	So. F Marshawn Powell	10.8	4.5	

2011-12 18-14, 6-10 (9th) Coach: Mike Anderson

Date	Opponent	UA/Opp Rank	Site	W/L	Score
11/11	USC Upstate		H	W	83-63

Southwest Showcase

11/16	Oakland		H	W	91-68
11/18	Houston @ NLR		N	L	87-78
11/22	Utah Valley		H	W	67-59
11/26	Grambling State		H	W	86-44
11/30	Mississippi Valley St.		H	W	97-64
12/3	@Connecticut	nr/8	A	L	75-62
12/10	@Oklahoma		A	L	78-63
12/17	Southeastern Louisiana		H	W	62-55
12/20	Eastern Kentucky		H	W	7



YEAR-BY-YEAR RESULTS

1/14	Kentucky*	nr/13	H	W	87-85 (OT)
1/18	@Georgia*		A	L	66-61 (OT)
1/22	@Tennessee*		A	L	81-74
1/25	Auburn*		H	W	86-67
1/28	Missouri*		H	L	75-71
2/1	@LSU*		A	L	88-74
2/5	Alabama*		H	W	65-58
2/8	@Vanderbilt*		A	W	77-75
2/13	@Missouri*		A	L	86-85
2/15	LSU*		H	W	81-70
2/19	South Carolina*		H	W	71-64
2/22	@Mississippi State*		A	W	73-69
2/27	@Kentucky*	nr/17	A	W	71-67 (OT)
3/1	Georgia*		H	W	87-75
3/5	Ole Miss*		H	W	110-80
3/8	@Alabama*		A	L	83-58

SEC Tournament - Atlanta, Ga.

3/13	South Carolina		N	L	71-69
------	----------------	--	---	---	-------

NIT

3/18	Indiana State		H	W	91-71
3/24	@California		A	L	75-64

Lineup (most starts)

	Name	Pts.	Rebs.	Ast.
6-2	Sr. G Fred Gulley III	3.9	1.8	1.9
6-5	Jr. G Rashad Madden	12.7	2.8	2.7
6-6	So. G Michael Qualls	11.6	4.5	1.9
6-7	Sr. F Coty Clarke	9.4	5.6	2.4
6-10	Fr. F Bobby Portis	12.3	6.8	1.5

2014-15 27-9, 13-5 (2nd) NCAA Third Round Coach: Mike Anderson

Date	Opponent	UA/Opp Rank	Site	W/L	Score
11/16	Alabama State		H	W	97-79
11/19	Wake Forest		H	W	83-53
11/21	Delaware State		H	W	99-71
11/25	@SMU		A	W	78-72
11/28	North Texas		H	W	89-73
11/30	Iona		H	W	94-77
12/4	@Iowa State	18/20	A	L	95-77
12/7	@Clemson	18/nr	A	L	68-65 (OT)
12/13	Dayton		H	W	69-55
12/20	Southeast Missouri St. @NLR		N	W	84-67
12/22	Milwaukee		H	W	84-54
12/28	Northwestern State		H	W	100-92
1/3	Utah Valley		H	W	79-46
1/6	@Georgia*	23/nr	A	W	79-75
1/10	Vanderbilt*	19/nr	H	W	82-70
1/13	@Tennessee*	19/nr	A	L	74-69
1/17	Ole Miss*		H	L	96-82
1/22	Alabama*		H	W	93-91 (OT)
1/24	@Missouri*		A	W	61-60
1/27	Tennessee*		H	W	69-64
1/31	@Florida*		A	L	57-56
2/3	South Carolina*		H	W	75-55
2/7	Mississippi State*		H	W	61-41
2/10	@Auburn*	24/nr	A	W	101-87
2/14	@Ole Miss*	24/nr	A	W	71-70
2/18	Missouri*	18/nr	H	W	84-69
2/21	@Mississippi State*	18/nr	A	W	65-61
2/24	Texas A&M*	18/nr	H	W	81-75
2/28	@Kentucky*	18/1	A	L	84-67
3/5	@South Carolina&	18/nr	A	W	78-74
3/7	LSU*	18/nr	H	L	81-78

SEC Tournament - Nashville, Tenn.

3/13	Tennessee		N	W	80-72
3/14	Georgia		N	W	60-49
3/15	Kentucky		N	L	78-63

NCAA South Regional • Jacksonville, Fla.

3/19	Wofford		N	W	56-53
3/21	North Carolina		N	L	87-78

Lineup (most starts)

	Name	Pts.	Rebs.	Ast.
6-0	Fr. G Anton Beard	5.7	1.9	1.5
6-5	Sr. G Rashad Madden	9.6	3.7	4.5
6-6	Jr. G Michael Qualls	15.9	5.3	1.7
6-6	RSr. F Alandise Harris	7.6	3.3	1.5
6-10	So. F Bobby Portis	17.5	8.9	1.2

Year-By-Year Legend

* - SEC game
 AP - Associated Press
 KC - Kansas City, Mo.
 LR - Little Rock, Ark.
 M - Memphis, Tenn.
 NLR - North Little Rock, Ark.
 NR - not ranked
 PB - Pine Bluff, Ark.
 UPI - United Press International (poll discontinued in 1996)
 Note: Rankings reflected are from the Associated Press.



// THE UNIVERSITY //



GAME CREDENTIALS

All requests for media and/or photo credentials must be made online at www.SportsSystems.com/Arkansas. Requests should be made at least three days prior to the game.

Only fully accredited personnel directly involved in the coverage of the game will be admitted. Credentials are non-transferable. The Communications Office reserves the right to revoke any credential: (1) used by an individual other than the one to whom it was granted; (2) any individual who refused to comply with press row and/or photographic guidelines; (3) any individual who is not an accredited member of the media; and (4) any individual under the age of 16.

Credentials will not be mailed. They must be picked up beginning two hours before tip-off at the media will call door to the right of the south entrance to Bud Walton Arena. Be prepared to present a photo identification when picking up credentials.

MEDIA WILL CALL

Located on the south side of Bud Walton Arena, just right of the main ticket window. All passes are left at media will call - no credentials are mailed.

GAMEDAY PARKING

A limited number of spaces are available around Bud Walton Arena. All requests should be made to Associate Director of Communications David Beall when submitting credential requests.

MEDIA SERVICES

The University of Arkansas has one of the top statistical crews in college basketball. Our crew has worked NCAA Tournament regional championships and conference tournaments. Media will be provided the following:

- Game program and notes
- Halftime statistics (box score, play-by-play, shot chart)
- Final statistics (box score, play-by-play, shot chart)
- Postgame notes

GAMEDAY LIVE STATS

Live in-game stats will be provided for the media at <http://arkansas.statbroadcast.com>. No password is required.

MEDIA WORK ROOM

Bud Walton Arena's work room is one of the most spacious in the nation. It is located on the arena floor level, next to and adjoining the interview room. Weekly press briefings and Mike Anderson's postgame press conferences are held in the interview room. Media members can work and file from the work room or the press seating area in the arena. Wireless internet is available in the work room and in the arena. Please see Associate Director of Communications David Beall or a member of the communications staff for login information. In addition, several telephones are available in the work room.

RADIO BROADCASTS

Visiting teams may utilize the four courtesy phone lines available in Bud Walton Arena. ISDN is available. No banners are allowed to hang in front of any broadcast position.

RAZORBACK COMMUNICATIONS

The Razorback Communications Office appreciates your interest in Arkansas basketball and strives to assist you in your coverage. A list of our staff members, our address, and our telephone and fax numbers follows:


Office: 479-575-2751
Fax: 479-575-7481
Press Row: 479-575-6622

Mailing Address

Razorback Communications
P.O. Box 7777
Fayetteville, AR 72702-7777

Overnight Address

University of Arkansas
Razorback Communications
350 Razorback Road
Fayetteville, AR 72701



David Beall

Associate Director of Communications

Office	479-575-3114
Cell	479-445-5336
Email	jdb048@uark.edu
Twitter	@beall_sid



Patrick Pierson
Assistant AD



Jeri Thorpe
Associate Director



Brett Brecheisen
Assistant Director



Zach Lawson
Assistant Director



Joy Ekema-Agbaw
Assistant Director



Bryan Fyalkowski
Assistant



Brandon Langlois
Assistant



Kelsey Emmons
Assistant



Taylor McGillis
Digital Strategist



Roland Liwag
Content Strategist



Christine Zambetti
Graphic Designer



Mary Lynn Gibson
Secretary



sports · entertainment · media

2015-16 RSN BASKETBALL RADIO NETWORK

Arkadelphia	KWPS-FM 106.9
Batesville	KWOZ-FM 103.3
Blytheville	KHLS-FM 96.3
Camden	KCXY-FM 95.3
Cherokee Village	KSAR-FM 92.3
Corning	KBKG-FM 93.5
Corning	KCCB-AM 1260
Crossett	KAGH-AM 800
De Queen	KDON-FM 92.1
DeWitt	KDEW-FM 97.3
El Dorado	KMRX-FM 96.1
Fayetteville	KAKS-FM 99.5
Fayetteville	KUOA-AM 1290
Fayetteville	KUOA-FM 105.3
Fayetteville	KEZA-FM 107.9
Fayetteville	KQSM-FM 92.1
Forrest City	KBFC-FM 93.5
Fort Smith	KHGG-FM 103.1
Glenwood	KHGZ-AM 670
Glenwood	KHGZ-FM 98.9
Hamburg	KHMB-FM 99.5
Heber Springs	KAWW-AM 1370
Helena	KFFA-AM 1360
Hope	KHPA-FM 104.9
Horseshoe Bend	KKIK-FM 106.5
Hot Springs	KLBL-FM 104.5
Jonesboro	KEGI-FM 100.5
Little Rock	KABZ-FM 103.7
Magnolia	KZHE-FM 100.5
Marshall	KBCN-FM 104.3
Mena	KTG-FM 96.3
Monett, Mo.	KKBL-FM 95.9
Monticello	KGPO-FM 99.9
Morrilton	KVOM-FM 101.7
Mountain Home	KOMT-FM 107.5
Ozark	KDYN-AM 1540
Ozark	KDYN-FM 96.7
Paris	KERX-FM 95.3
Russellville	KCAB-AM 980
Russellville	KCJC-FM 102.3
Ruston, La.	KRLQ-FM 94.1
Searcy	KSMD-FM 99.1
Stuttgart	KWAK-FM 105.5
Texarkana	KKTK-AM 1400
Tulsa, Okla.	KCFO-AM 970
Wynne	KWYN-FM 92.5
Wynne	KWYN-AM 1400



Chuck Barrett
Play-By-Play



Scotty Thurman
Analyst

WIRELESS INTERNET

Wireless internet is available at Bud Walton Arena. Please contact a member of the Arkansas Communications Department on game day if you have any problems logging on.

PHOTOGRAPHERS

Bud Walton Arena features two photo "wells," located on the baselines next to each team bench. Tripods are not allowed on the floor at any time during play and photographers must sit on the floor so as to not block the view of spectators. Spots in the photo wells are limited and must be requested in advance of any Arkansas contest. Photographers are not allowed to shoot from either sideline due to space limitations. Arkansas Communications reserves the right to limit the number of strobe units used and requests to hang strobe lights at Bud Walton Arena must be made in writing one week prior to any contest.

SEC TELECONFERENCE

Coach Anderson will participate in the SEC's teleconference call every Monday, beginning Jan. 4 through March 7.

Teleconference Schedule (CT)

- 10:00 a.m. Kevin Stallings, Vanderbilt
- 10:07 a.m. Michael White, Florida
- 10:14 a.m. Frank Martin, South Carolina
- 10:21 a.m. Mark Fox, Georgia
- 10:28 a.m. Johnny Jones, LSU
- 10:35 a.m. John Calipari, Kentucky
- 10:42 a.m. Rick Barnes, Tennessee
- 10:49 a.m. Mike Anderson, Arkansas**
- 10:56 a.m. Avery Johnson, Alabama
- 11:03 a.m. Bruce Pearl, Auburn
- 11:10 a.m. Andy Kennedy, Ole Miss
- 11:17 a.m. Ben Howland, Mississippi State
- 11:24 a.m. Kim Anderson, Missouri
- 11:31 a.m. Billy Kennedy, Texas A&M

RAZORBACK SPORTS PROPERTIES

The University of Arkansas Athletic Department and Razorback Sports Properties formed a partnership in the fall of 2008. As the multi-media rights-holder, Razorback Sports Properties is responsible for all website, broadcasts, corporate partnerships and marketing of the university's athletics program. Razorback Sports Properties brings a national presence to the overall marketing of Razorback sports.

Razorback Sports Properties exclusively produces and markets a variety of radio and television opportunities surrounding Arkansas Athletics, through the Razorback Sports Network from IMG, including all radio play-by-play broadcasts, and television and radio head coaches' shows.

Chuck Barrett is in his sixth season with the Razorback men's basketball team. He has worked with Arkansas for nearly 20 years as the radio personality of the baseball program and took on football duties prior to the 2007 season. The Director of Broadcasting for the Razorback Athletic Department, Barrett has been on both sides of the radio as a talk show host and play-by-play announcer. He has called numerous moments in Arkansas history including three College World Series runs and multiple bowl game appearances.

An Arkansas men's basketball legend, Scotty Thurman is in his second season as an analyst. An All-SEC honoree each of his three seasons as a Razorback, Thurman hit the game-winning three-pointer in Arkansas' 76-72 win over Duke in the 1994 NCAA championship game.

RAZORBACK BASKETBALL

THE #FASTEST40

LEADERSHIP

YEAR IN REVIEW

HISTORY

RECORDS

THE UNIVERSITY



SOUTHEASTERN CONFERENCE



Greg Sankey
Commissioner



Craig Pinkerton
Media Relations

SEC Members

University of Alabama
University of Arkansas
Auburn University
University of Florida
University of Georgia
University of Kentucky
Louisiana State University
University of Mississippi
Mississippi State University
University of Missouri
University of South Carolina
University of Tennessee
Texas A&M University
Vanderbilt University

SEC Office

2201 Richard Arrington Blvd. North
Birmingham, AL 35203

Switchboard: 205-458-3000
Media Relations: 205-458-3010
Men's Basketball Contact: Craig Pinkerton
Fax: 205-458-3030
Web site: www.secsports.com

2016 SEC Tournament

March 9-13
Bridgestone Arena | Nashville, Tenn.

Future SEC Tournament Sites

2017 - Bridgestone Arena | Nashville, Tenn.
2018 - Scottrade Center | St. Louis, Mo.
2019 - Bridgestone Arena | Nashville, Tenn.
2020 - Bridgestone Arena | Nashville, Tenn.



THE NATION'S BEST COACHES

- Eight SEC coaches have taken their teams to the Sweet 16, seven have advanced to the Elite Eight and five have gone on to the Final Four (includes Division II).
- Five SEC coaches have been head coaches in the Final Four (includes DII) with three winning national championships.
- SEC coaches have combined to win nearly 4,600 games (4,585-2427). As a group, they have posted a winning percentage of better than 65 percent.
- 13 of the 14 SEC coaches have earned conference coach of the year honors and five have been named national coach of the year.

THE NATION'S BEST PLAYERS

- Ten SEC players were picked in the 2015 NBA Draft. Six of those were first rounders, including Bobby Portis by the Chicago Bulls at No. 22 overall.
- Each of the six 2015 first team All-SEC players available for the NBA Draft were selected in the first 40 picks.
- The SEC's 13 NBA Draft early entrants were the most of any conference. That total is more than the Pac-12 (5), Big Ten (4) and Big 12 (3) combined.
- Over the last eight NBA Drafts, 58 SEC players have heard their names called. Twenty-eight of those were selected in the first round and three were the No. 1 overall pick.

POSTSEASON SUCCESS

- Six different SEC teams (Arkansas, Florida, Georgia, Kentucky, LSU and Mississippi State) have appeared in the Final Four.
- The SEC was 6-5 in NCAA Tournament games in 2015. It is the sixth consecutive season the SEC has posted a winning record in the NCAA Tournament. It is the 54th time the league has been .500 or better in NCAA Tournament games.
- The SEC has won three of the last 10 NCAA titles. No other conference has won more titles during that stretch.
- The SEC has had at least one team advance to the Sweet 16 in 25 of the last 26 years. Thirteen of the SEC's 14 members have advanced to the Sweet 16 since 1996.

SCHEDULING STRENGTH

- All 14 SEC teams played regular season schedules that ranked in the Top 125 of ESPN's RPI.
- The SEC played the best non-conference schedules among the five power conferences last year according to ESPN's RPI. Entering the NCAA Tournament, five SEC teams ranked in the Top 56 of the NCAA RPI, and 11 in the Top 105.

ACADEMICS

- A total of 86 men's basketball students were named to the SEC Academic Honor Rolls for having a grade point average of 3.00 or above for either the preceding academic year or a cumulative grade point average of 3.00 or above.
- Forty-two SEC men's basketball students active in 2014-15 have received their degrees. Additionally, former NBA stars Lee Mayberry, Ronnie Brewer and Ronald Dupree were among players returning to complete their degrees.

2016 NCAA Tournament

Selection Show: March 13

First Four

March 15-16

- University of Dayton Arena - Dayton, Ohio

First & Second Rounds

March 17 & 19

- Dunkin Donuts Center - Providence, R.I.
- Wells Fargo Arena - Des Moines, Iowa
- PNC Arena - Raleigh, N.C.
- Pepsi Center - Denver

March 18 & 20

- Barclays Center - Brooklyn, N.Y.
- Scottrade Center - St. Louis
- Chesapeake Energy Arena - Oklahoma City
- Spokane Veterans Memorial Arena - Spokane

Regional Semifinals & Finals

March 24 & 26

- Honda Center, Anaheim, Calif.
- KFC YUM! Center - Louisville, Ky.

March 25 & 27

- United Center - Chicago
- Wells Fargo Center, Philadelphia

Final Four

April 2 & 4

- NRG Stadium - Houston



IN THE SEC TOURNAMENT

1992 (Birmingham, Ala.)

Arkansas 73, Georgia 60
Alabama 90, Arkansas 89
(Semifinals)

1993 (Lexington, Ky.)

Arkansas 65, Georgia 60
Kentucky 92, Arkansas 82
(Semifinals)

1994 (Memphis, Tenn.)

Arkansas 95, Georgia 83
Kentucky 90, Arkansas 78
(Semifinals)

1995 (Atlanta, Ga.)

Arkansas 73, Vanderbilt 72
Arkansas 69, Alabama 58
Kentucky 95, Arkansas 94 (OT)
(Finals)

1996 (New Orleans, La.)

Arkansas 80, South Carolina 18
Kentucky 95, Arkansas 75
(Semifinals)

1997 (Memphis, Tenn.)

Georgia 65, Arkansas 63
(Quarterfinals)

1998 (Atlanta, Ga.)

Arkansas 102, Tennessee 96
Kentucky 99, Arkansas 74
(Semifinals)

1999 (Atlanta, Ga.)

Arkansas 75, Florida 74
Arkansas 84, Miss. St. 79 (OT)
Kentucky 76, Arkansas 63
(Finals)

2000 (Atlanta, Ga.)

Arkansas 71, Georgia 64
Arkansas 86, Kentucky 72
Arkansas 69, LSU 67
Arkansas 75, Auburn 67
(Finals)

2001 (Nashville, Tenn.)

Arkansas 77, LSU 72
Kentucky 87, Arkansas 78
(Semifinals)

2002 (Atlanta, Ga.)

Tennessee 68, Arkansas 61
(First round)

2003 (New Orleans, La.)

LSU 85, Arkansas 56
(First round)

2004 (Atlanta, Ga.)

South Carolina 91, Arkansas 81
(First round)

2005 (Atlanta, Ga.)

Tennessee 65, Arkansas 46
(First round)

2006 (Atlanta, Ga.)

Arkansas 80, Georgia 67
Florida 74, Arkansas 71
(Quarterfinals)

2007 (Atlanta, Ga.)

Arkansas 82, South Carolina 52
Arkansas 72, Vanderbilt 71
Arkansas 81, Mississippi St. 72
Florida 77, Arkansas 56
(Finals)

2008 (Atlanta, Ga.)

Arkansas 81, Vanderbilt 75
Arkansas 92, Tennessee 91
Georgia 66, Arkansas 57
(Finals)

2009 (Tampa, Fla.)

Florida 73, Arkansas 58
(First Round)

2010 (Nashville, Tenn.)

Georgia 77, Arkansas 64
(First Round)

2011 (Atlanta, Ga.)

Tennessee 74, Arkansas 68
(First Round)

2012 (New Orleans, La.)

LSU 70, Arkansas 54
(First Round)

2013 (Nashville, Tenn.)

Vanderbilt 75, Arkansas 72
(First Round)

2014 (Atlanta, Ga.)

South Carolina 71, Arkansas 69
(First Round)

2015 (Nashville, Tenn.)

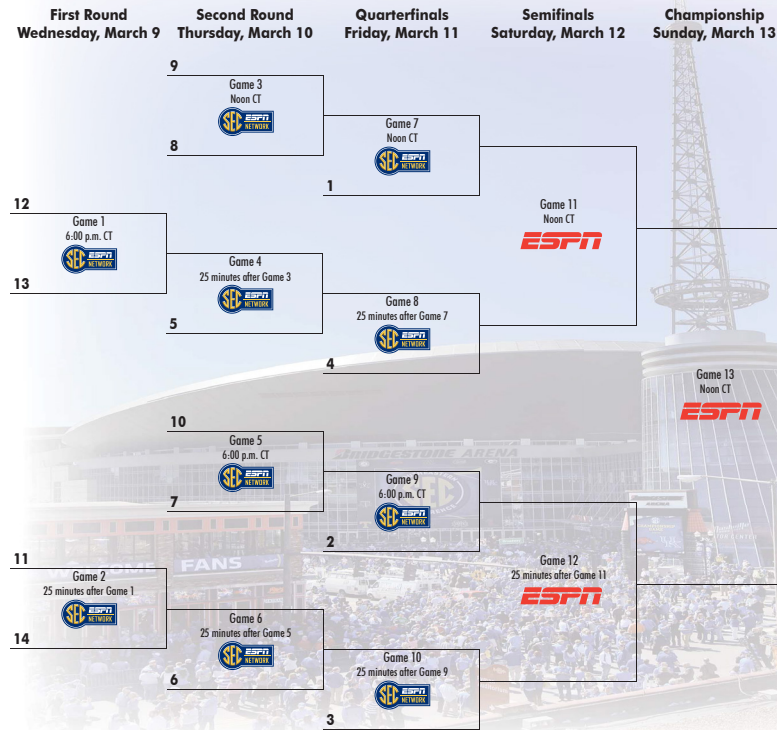
Arkansas 80, Tennessee 72
Arkansas 60, Georgia 49
Kentucky 78, Arkansas 63
(Finals)

SOUTHEASTERN CONFERENCE

2015-16 Men's Basketball • 2015-16 Men's Basketball • 2015-16 Men's Basketball • 2015-16 Men's Basketball • 2015-16 Men's Basketball • 2015-16 Men's Basketball • 2015-16 Men's Basketball • 2015-16 Men's Basketball • 2015-16 Men's Basketball

2016 SEC MEN'S BASKETBALL TOURNAMENT

March 9-13 • Bridgestone Arena • Nashville, Tenn.



SEC Tournament Tie-Breaker Procedures

Teams will be seeded No. 1 through No. 14 in the SEC Men's Basketball Tournament bracket based upon the final regular season Conference standings. Teams that finished No. 1 through No. 4 in the final regular season standings shall receive first- and second-round byes and teams that finish No. 5 through No. 10 will receive first-round byes in the SEC Men's Basketball Tournament.

1. Two-Team Tie. The following procedure will be used in the following order until the tie is broken:

- A. Won-lost results of head-to-head competition between the two teams.
- B. Won-lost record of the two teams versus the No. 1 seed (and proceeding through the No. 14 seed, if necessary).
- C. Coin flip by the Commissioner.

2. Three-Team Tie (or more). When three or more teams are tied, the following procedure will be used in the following order until the tie is broken. If two teams remain tied after a tiebreaker provision, the two-team tiebreaker formula will be used.

A. Best winning percentage of games played among the tied teams (Example: Team A is 3-1, Team B is 2-2 and Team C is 1-3 – Team A would be seeded highest, Team B second-highest and Team C lowest of the three).

B. Best winning percentage of the tied teams versus the No. 1 seed (and proceeding through the No. 14 seed, if necessary).

C. If two teams remain, coin flip by the Commissioner.

D. If three or more teams remain, draw by the Commissioner.

For the purpose of seeding, if an institution is precluded from participating in the tournament, such institution will automatically be seeded last. The No. 11 seed will then receive a bye. However, for the purpose of breaking ties, that team will remain where it finished in the regular-season standings BEFORE being seeded last.

ARKANSAS AT THE SEC TOURNAMENT

Opponent	Record	Last Meeting
Alabama	1-1	1995, W, 69-58 (semifinals)
Auburn	1-0	2000, W, 75-67 (finals)
Florida	1-3	2007, L, 73-58 (1st)
Georgia	6-3	2015, W, 60-49 (semifinals)
Kentucky	1-8	2015, L, 78-63 (finals)
LSU	2-2	2012, W, 70-54 (1st)
Ole Miss	0-0	n/a
Mississippi St.	2-0	2007, W, 81-72 (semifinals)
Missouri	0-0	n/a
South Carolina	2-2	2014, L, 71-69 (1st)
Tennessee	3-3	2015, W 80-72 (quarterfinals)
Texas A&M	0-0	n/a
Vanderbilt	3-1	2013, L 75-72 (1st)

ARKANSAS' RECORD BY ROUND

	Record	Appearances
First Round	3-10	12 (2000, 02-07, 09-14)
Quarterfinals	12-2	14 (1992-01, 06-08, 2015)
Semifinals	6-6	12 (1992-96, 98-01, 07-08, 2015)
Finals	1-5	6 (1995, 99, 2000, 07-08, 2015)



Bridgestone Arena in Nashville, Tennessee will host the 2016 SEC Tournament for the third time in the last four years.

RAZORBACK BASKETBALL

THE #FASTEST40

LEADERSHIP

YEAR IN REVIEW

HISTORY

RECORDS

THE UNIVERSITY

7th Fastest Growing Public Research University in the Nation

Amazing things are happening at the University of Arkansas. Already recognized as one of the nation's fastest growing public research universities, the U of A recently set a new enrollment record of 26,754 while also increasing the academic quality and diversity of our students.

The campus is also undergoing a major transformation with more than \$500 million invested in the last few years alone to modernize and renovate our facilities. Champions Hall, one of the new additions for the 2015-16 year, is a 62,000-square-foot academic building devoted to classroom and lab space.

NATIONALLY
COMPETITIVE
AWARDS



**GOLDWATER
SCHOLARS**

16th among all
public universities


**TRUMAN
SCHOLARS**

14th among all
public universities



RHODES SCHOLARS

38th in nation among public
universities



Champions Hall, dedicated in 2015, is the first new classroom building on campus since 2007. A significant amount of the funding for the facility was made possible by the U of A Athletics Department, which committed a portion of the university's annual share of Southeastern Conference revenues to the project. Those funds will provide approximately \$18 million.



Senior Walk: The University of Arkansas boasts a unique tradition among universities nationwide: Senior Walk, consisting of more than 3 miles of sidewalks engraved with the names of more than 170,000 graduates, dating back to 1876. Senior Walk is concrete proof of the university's commitment to students.





The **Chi Omega Greek Theatre** has been used throughout its 85-year history for commencements, convocations, concerts, dramas and pep rallies. The iconic structure was built in 1930 and was given to the university by the national Chi Omega Fraternity, which was founded on the U of A campus in 1895.

The University of Arkansas provides an internationally competitive education for undergraduate and graduate students in more than 200 academic programs. The university contributes new knowledge, economic development, basic and applied research, and creative activity while also providing service to academic and professional disciplines.

The Carnegie Foundation classifies the University of Arkansas among only 2 percent of universities in America that have the highest level of research activity. *U.S. News & World Report* ranks the University of Arkansas among its top American public research universities.

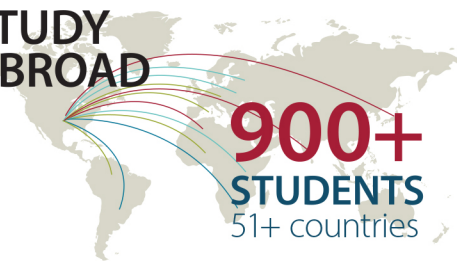
Founded in 1871, the University of Arkansas comprises 10 colleges and schools and maintains a low student-to-faculty ratio that promotes personal attention and close mentoring.

MOST DEGREE PROGRAMS IN THE STATE

200+

More than 200 baccalaureate, master's, doctoral, professional and specialist degree programs.

STUDY ABROAD



900+
STUDENTS
51+ countries



NO. 1 IN NATION for M.B.A.
Job placement at graduation.

Walton College
M.B.A. program

BEST VALUE IN LEGAL EDUCATION

The School of Law **#1**
is ranked


in the nation as the best value in legal education and ranked among the top 33 public law schools by preLaw magazine.

preLaw - 2015




HIGHEST RESEARCH CLASSIFICATION

The Carnegie Foundation for the Advancement of Teaching places the U of A in its highest research category, a status shared by only 2 percent of the nation's universities.



The **Silas Hunt Memorial Sculpture** is a tribute to the first African-American student to integrate a major Southern university since Reconstruction. A veteran of World War II, Hunt was admitted to the University of Arkansas School of Law in 1948.



DR. DANIEL EDWARD FERRITOR \ \ INTERIM CHANCELLOR

Appointed as interim chancellor by University of Arkansas System President Don Bobbitt, Daniel E. Ferritor is known for his quick wit and willingness to listen. He has been a stalwart of the University of Arkansas campus since 1967. He previously served 11 years as chancellor, during a time that laid the foundation for the university's continued progress into the 21st century.

A crowning achievement of Ferritor's is the leadership he provided during the renovation of Old Main, a fixture of the Fayetteville skyline and the symbol of the University of Arkansas and higher education in Arkansas. More than \$13 million was collected in private and state funding for renovation efforts, and in 1991, the building was rededicated for use by future generations of students.

Ferritor's influence is also seen in numerous aspects of the university campus. During his tenure, he engineered a \$120 million building boom on campus that resulted in an additional 2 million square feet of classroom, laboratory and library space. Academic standards for admission were also increased, a move that spurred increased enrollment. Aside from the Old Main fundraising effort, the university also embarked on its first institutional development campaign under Ferritor, increasing annual giving from \$3 million a year to \$20 million.

After stepping down as chancellor in 1997, Ferritor returned to the department of sociology to teach and to guide creation and organization of the Family and Community Institute. In recognition of his commitment to education, Ferritor was awarded the University of Arkansas Alumni Association's Faculty Achievement Award for Teaching and Research in 1984. Ferritor was also awarded the Chancellor's Medal in 2000.

In March 2001, the University of Arkansas dedicated the Daniel E. Ferritor Hall, named in honor of a chancellor who became known by many as one of the university's best advocates.

In 2005, he returned to administrative service in Arkansas higher education as vice president of academic affairs for the University of Arkansas System and then vice president for learning technologies, a post he held until March 2015.

Ferritor holds a bachelor's degree from Rockhurst College and master's and doctoral degrees from Washington University in St. Louis. He has been married to Patricia Jean Hoey for 53 years and they have three children.



DR. SHARON HUNT \ \ FACULTY ATHLETICS REPRESENTATIVE

Former Chancellor G. David Gearhart appointed Dr. Sharon Hunt to be the faculty athletics representative (FAR) for the University of Arkansas in August 2010.

Dr. Hunt is the first woman and non-lawyer to hold the post. Dr. Hunt has been on the University of Arkansas faculty since 1990, and she served as the department head of the recently renamed Department of Health, Human Performance and Recreation from July 1, 1990 until June 30, 2011 except for the 2000-01 academic year, when she served as the interim dean of the College of Education and Health Professions. On June 30, 2011 Dr. Hunt stepped down as department head and returned to the faculty at the rank of Professor giving her more time to devote to the FAR position.

A high school athlete, Hunt's involvement with collegiate athletics dates back to her own college days at the University of Arkansas when she played extramural sports with the women's basketball and tennis teams prior to the enactment of Title IX. After receiving her bachelor's and master's degrees in physical education from the university, she went on to earn a Doctor of Education degree from the University of Georgia, where she taught a variety of undergraduate courses as a graduate assistant. Upon the completion of her doctoral degree, she joined the faculty of the University of Kentucky for 13 years, where she taught both undergraduate and graduate courses and served as the graduate coordinator for the Department of Health, Physical Education and Recreation. In 1990, she and her family returned to Fayetteville.

The FAR's responsibilities lie in three broad areas: academic integrity within the athletics program, student-athlete well-being, and institutional control of the athletics program. Dr. Hunt is involved in the student-athlete advisory council on campus and chairs the Academic Credential Review Committee and Athletic's Academic Integrity Committee, and serves as an ex-officio member of the Faculty Athletics Committee. In addition, she travels to represent the University of Arkansas at various SEC and NCAA meetings.

Dr. Hunt was instrumental in establishing the graduate athletic training education program in the College of Education and Health Professions, and she has worked closely with athletics on that program. The athletics department provides support to students in the athletic training education program in the form of a stipend, books and travel to the Arkansas Athletic Trainers' Association annual meeting. Two endowed scholarships for athletic training students in honor of longtime Razorback trainers Dean Weber and the late Bill Ferrell were established through the athletics department. Dr. Hunt has been married to David Hunt since 1973, and they have an adult son and daughter as well as one grandson and granddaughter.



UNIVERSITY OF ARKANSAS LEADERSHIP

The Board of Trustees of the University of Arkansas serve as the institution's governing body. The board is comprised of 10 trustees representing each of the state's four congressional districts. The president is the chief executive officer of the University of Arkansas System and reports to the Board of Trustees. Each campus has a chancellor as its chief executive officer, reporting directly to the president.

BOARD OF TRUSTEES



Donald R. Bobbitt
System President



Daniel E. Ferritor
Interim Chancellor



Ben Hyneman
Chairman
Jonesboro (2018)



Reynie Rutledge
Vice Chairman
Searcy (2017)



David H. Pryor
Secretary
Fayetteville (2019)



Morril Harriman
Asst. Secretary
Little Rock (2024)

A MESSAGE FROM INTERIM CHANCELLOR FERRITOR

Bud Walton Arena is one of the toughest places for opposing teams to play. Coach Anderson and his team deserve most of the credit, but you deserve some, too, because your vocal and energetic support makes winning here a truly daunting task for opposing teams.

At the University of Arkansas, we're extremely proud of Razorback athletics and our student athletes. Last year, we had our highest finish ever in the Learfield Sports Directors Cup, 16th nationally, while the department finished with combined GPA of 3.24, also a record. Razorback student-athletes are proving you can be successful on the field and in the classroom at the same time. That success is being met with record support. Last year, more than one million fans attended Razorback games.

On behalf of the University of Arkansas, thank you for your support of our students, faculty, and staff. We couldn't do it without you.

Go Hogs!
Dan Ferritor
Chancellor, 1985-1997, 2015



Jane Rogers
Little Rock (2016)



Mark Waldrip
Moro (2020)



John Goodson
Texarkana (2021)



Stephen Broughton, M.D.
Pine Bluff (2022)



C.C. "Cliff" Gibson III
Monticello (2023)



Jim von Grep
Rogers (2025)

UNIVERSITY OF ARKANSAS CAMPUS LEADERSHIP FAYETTEVILLE EXECUTIVE COMMITTEE

Daniel E. Ferritor
Interim Chancellor

Randy Massanelli
Vice Chancellor for Governmental Relations

Chris Wyrick
Vice Chancellor for University Advancement

Ashok Saxena
Provost

Tim O'Donnell
Interim Vice Chancellor for Finance & Administration

Scott Varady
Associate General Counsel

Jeff Long
Vice Chancellor for Intercollegiate Athletics

Charles Robinson
Vice Chancellor for Diversity & Community
Interim Vice Provost for Student Affairs

Laura Jacobs
Associate Vice Chancellor for University Relations

RAZORBACK BASKETBALL

THE #FASTEST40

LEADERSHIP

YEAR IN REVIEW

HISTORY

RECORDS

THE UNIVERSITY



JEFF LONG VICE CHANCELLOR & DIRECTOR OF ATHLETICS

Entering his eighth full year as Vice Chancellor and Director of Athletics, Jeff Long has helped transform the University of Arkansas' Department of Intercollegiate Athletics into one of the most nationally respected programs in the country. Long, the 2015 SportsBusiness Journal (SBJ) and SportsBusiness Daily (SBD) Athletic Director of the Year, led the program, encompassing 19 sports and more than 460 student-athletes, to the most successful year in the history of the University of Arkansas intercollegiate athletics.

Even by the elevated standard of success set for an all-sports program consistently winning Southeastern Conference (SEC) and NCAA championships, the 2014-15 academic year was truly extraordinary for Razorback Athletics. Arkansas earned a program-best 16th-place finish in the Learfield Sports Directors Cup standings. Arkansas was the only Division I school in the nation in 2014-15 to win a bowl game, games in both the NCAA Men's and Women's Basketball Tournaments and an NCAA Baseball Regional. The Razorback baseball team went on to advance to the College World Series for the third time in the past seven years. Arkansas has finished in the top 30 in the Directors Cup seven times in the past eight years.



The Razorback baseball team went on to advance to the College World Series for the third time in the past seven years. Arkansas has finished in the top 30 in the Directors Cup seven times in the past eight years.

In Long's tenure, Arkansas has captured 23 conference championships and advanced to 110 post-season competitions, including the school's first Bowl Championship Series appearance in football and national titles at the 2013 NCAA Men's Indoor Track and Field Championships and the 2015 NCAA Women's Indoor Track and Field Championships.

In the classroom, the Razorbacks continue to set new standards including posting a school record student-athlete grade point average of 3.24 in 2014-15. It marked the seventh consecutive year Razorback student-athletes posted a GPA exceeding 3.0 and eclipsed a goal set to reach 3.2 or above by the year 2021. For the third consecutive year, Arkansas exceeded the national APR multi-year rate in all 19 sports. Graduation success rates continue to rise with more than 200 current or former Razorback student-athletes graduating in the past two years.

Student-athlete development has also been a priority including the continued success of the Razorback Leadership Academy, the first comprehensive leadership program of its kind in the Southeastern Conference. In the community, Razorback student-athletes volunteered more than 4,200 hours for various agencies, organizations and schools around the state.

Long helped lead the Razorback program to unprecedented success, all, while representing his institution and the state in one of the most influential positions in all of sports. Long's appointment as the first ever CFP chairman provided further evidence that he is already one of the most respected and influential leaders within intercollegiate athletics. In 2014, he chaired a committee of 13 distinguished individuals in selecting the best four teams for the inaugural playoff. Long was selected by his fellow committee members to serve as chairman again for the 2015 season.

Even before his appointment as the CFP Selection Committee's Chairman, Long's leadership and unwavering commitment to the student-athletes and maintaining integrity within intercollegiate athletics had not gone unnoticed. In 2013, Long was named as an Under Armour Athletics Director of the Year for the Football Bowl Subdivision. In

2012, Long was named a finalist for the SBJ/SBD Athletic Director of the Year. In the spring of 2012, the Donald W. Reynolds Foundation and longtime chairman Fred W. Smith made a combined gift of more than \$1.25 million to the program in recognition of Long's leadership of Razorback Athletics.



The Long family (l-r): Jeff, Fanny, Christina, Stephanie and Cuddles.

A member of the Chancellor's Executive Committee, Long is helping to chart the course for the future of higher education at the University of Arkansas while integrating Razorback Athletics into the campus community. In each of the past five years, Razorback Athletics has transferred funds totaling more than \$1 million to support the university's academic mission. For 2015-16, the department's total support of university and student programs and initiatives will include \$2.25 million in direct funding of academic programs including financial support for Champions Hall, a new classroom and laboratory building, to serve the entire University of Arkansas student population.

Long was selected to replace legendary athletic director and former Razorback football coach Frank Broyles and even before he officially took the reins on Jan. 1, 2008, Arkansas announced that it would combine its previously independent men's and women's athletic programs. Long adeptly blended the athletic programs into one unified department and established a new administrative structure.

Under Long's leadership, the program has fortified its financial standing ensuring more support for the development of student-athletes. According to USA Today, Arkansas is one of only 23 financially self-sustaining FBS athletic programs in the nation. As economic indicators were beginning to point toward challenging economic



times, Long signed Arkansas to a decade long deal with IMG College to form Razorback Sports Properties that guarantees the Razorback program \$73 million. Long also negotiated an extensive all-sports apparel and footwear agreement with NIKE, Inc. for all 19 Razorback sports programs.

In 2010, Long moved to help meet the growing financial needs of fielding a nationally competitive all-sports program. The athletic department launched the "Answer the Call" campaign through the Razorback Foundation which resulted in more than 2,600 new members and helped generate more than \$6.5 million in additional support for Razorback student-athletes.

In 2014-15, more than \$45 million was raised in support of Razorback Athletics, marking the single best year of fundraising in the program's history. The total included a \$10.65 million gift from the family of former Razorback and Dallas Cowboys owner Jerry Jones, the largest gift to athletics in more than two decades.

With an eye towards the future, Long commissioned a comprehensive plan to assess the future facility needs of the program. Unveiled in October 2011, the Razorback Athletic Facilities Master Plan provided a vision and the road map for \$320 million of facility renovations and additions that will help all 19 Razorback sports remain competitive in the SEC and nationally over the next 30 years.

Projects already completed as part of the plan include the Fred W. Smith Football Center, the Fowler Family Baseball and Track Training Center, extensive renovations of the George Billingsley Tennis Center, Razorback Field (soccer) and the Fred W. Smith and Mary B. Smith Golf Training Facility. In the fall of 2014, the Razorback Track and Field Honors Plaza, featuring a statue of Arkansas' legendary coach John McDonnell, was dedicated at the outdoor track and field facility bearing his name (John McDonnell Field). In the fall of 2015, a Basketball Performance Center and the Jerry and Gene Jones Family Student-Athlete Success Center opened to Razorback student-athletes.

According to a recent economic impact study, Razorback Athletics will have an estimated economic impact of more than \$1 billion in five years. The study estimated Razorback Athletics generates \$153.6 million annually to the region's economy. Planned athletic construction during the course of the next five years will generate another \$239.7 million.

A veteran administrator with a track record of the highest commitment to the concept of "student-athlete," Long has had more than two decades experience in athletic administration at the Division I level including at the University of Pittsburgh, University of Oklahoma, University of Michigan, Virginia Tech University, Eastern Kentucky University and Rice University. Long also understands the coach's perspective from time spent in coaching staff positions at Duke University, University of Michigan and North Carolina State University.

His experience as an athletic director and administrator in five of the six Bowl Championship Series conferences - the Big 12, Big Ten, Big East, Atlantic Coast and SEC - gives Long a uniquely informed perspective on intercollegiate athletics.

On the forefront of NCAA governance, Long has served on the NCAA Management Council, the NCAA's Sports Wagering Task Force and as a member of the Executive Committee of the Division I-A Athletic Directors' Association. Long served on the NCAA Championships/Sports Management Cabinet.

Prior to assuming his current roles at Arkansas, Long served for four years as the athletic director at the University of Pittsburgh. Long redefined Pitt athletics, most notably through the "Quest for Excellence" campaign that raised nearly \$34 million to enhance the student-athlete experience. During his tenure, the program was selected No. 17 in the nation in the 2006 Sports Illustrated on Campus' All-Sport Rankings.

Before arriving at Pitt, Long was senior associate athletic director at Oklahoma for two and a half years overseeing external affairs for the Sooners. In addition, Long was the primary administrator for the Sooners' highly successful football and

men's basketball programs, along with sport supervision of baseball, wrestling and both golf teams.

Long's first appointment as a director of athletics was at Eastern Kentucky where he served for two and a half years. Prior to Eastern, Long had a brief stay with Virginia Tech as an associate athletics director.

He began his career in college athletic administration at Michigan, hired by legendary coach and athletics director, the late Bo Schembechler. During his seasons with the Wolverines, Long was promoted through a series of posts to the position of associate athletics director.

A former two-sport athlete at Ohio Wesleyan, Long earned seven varsity letters for the Bishops in football and baseball before completing his degree in economics in 1982. He started his post-graduate career in athletics working on head coach Tom Reed's staff as a graduate assistant football coach at the cradle of coaches, Miami University of Ohio. Long earned his master's in education at Miami in 1983, moving on to football staff positions at Rice, Duke and N.C. State prior to joining Michigan.

An Ohio native from Kettering, Long is married to the former Fanny Gellrich of Ann Arbor, Mich. The Longs have two daughters, Stephanie and Christina.



Jeff Long presents former Arkansas head coach and Naismith Basketball Hall of Famer Nolan Richardson a replica of his banner unveiled Feb. 24, 2015, at Bud Walton Arena.

RAZORBACK BASKETBALL

THE #FASTEST40

LEADERSHIP

YEAR IN REVIEW

HISTORY

RECORDS

THE UNIVERSITY



ADMINISTRATION



Jeff Long
Vice Chancellor &
Director of Athletics



Jon Fagg
Senior Associate AD
Development & Administration



Julie Cromer Peoples
Senior Associate AD/SWA
Admin & Sport Programs



Matt Trantham
Senior Associate AD
Internal Operations



Clayton Hamilton
Senior Associate AD
Business Operations & CFO



Chris Freet
Senior Associate AD
External Ops & Strategic Comm.



Byron Hatch
Associate AD
Business



Chris Pohl
Associate AD
Event Management & Sport Admin.



Kevin Trainor
Associate AD
Public Relations



Eric Wood
Associate AD
Student Athlete Services



Justin Maland
Associate AD
Facilities



Elvis Moya
Associate AD
Marketing & Fan Development



Tracey Stehlik
Associate AD
Compliance



Kale Gober
Assistant AD
Development



Michelle Glover
Assistant AD
Broadcast Services



Patrick Pierson
Assistant AD
Communications



Scott Sargent
Assistant AD
Facilities



Mark Scobey
Assistant AD
Ticket Operations



Mark Taurisani
Assistant AD
Football Operations

HEAD COACHES



Dave Van Horn
Baseball



Mike Anderson
Men's Basketball



Jimmy Dykes
Women's Basketball



Chris Bucknam
Men's Cross Country/
Track & Field



Lance Harter
Women's Cross Country/
Track & Field



Bret Bielema
Football



Brad McMakin
Men's Golf



Shauna Estes-Taylor
Women's Golf



Mark Cook
Gymnastics



Colby Hale
Women's Soccer



Courtney Deifel
Softball



Sean Schimmel
Swimming & Diving



Andy Jackson
Men's Tennis



Michael Hegarty
Women's Tennis



Robert Pulliza
Volleyball

RAZORBACK BASKETBALL

THE #FASTEST40

LEADERSHIP

YEAR IN REVIEW

HISTORY

RECORDS

THE UNIVERSITY



SUPPORT STAFF



DAVE ENGLAND
Athletic Trainer



MARK POWELL
Team Physician



JUSTIN JOHNSON
Academics




DAVID BEALL
Communications



JT GEREN
Marketing



MARCUS JENNINGS
Equipment



TAYLOR MCGILLIS
Digital Strategist



BRYAN FYALKOWSKI
Communications



BRYCE DANIELS
Strength & Conditioning



CHASE GARDNER
Strength & Conditioning



PATRICK EBKE
GA Athletic Trainer



BAILEY HAYES
Student Athletic Trainer



ABOUT THE FOUNDATION

As the primary fundraising organization for Arkansas Athletics, the mission of the Razorback Foundation Inc. is to support the athletic endeavors of the University of Arkansas. The Foundation assists our student-athletes by providing financial support for scholarships, facilities and various programs that enable them to realize their dreams of achieving a quality college education while participating in athletics on a nationally competitive level.

WHY WE NEED YOUR HELP

Through contributions from our members, who understand the need and cost of maintaining a premier athletic program, we are able to provide scholarship support, funding for facility enhancements and financial assistance to other programs designed to elevate student-athletes and Arkansas Athletics.

Being an active member of the Razorback Foundation is not only an investment in the athletic program and the University of Arkansas, it also unlocks many special benefits to you. Those include priority access to season tickets and parking for athletic events, priority points, membership thank you packet, invitations to exclusive member-only events plus more!

JOIN TODAY!

There is no better way to support Razorback Athletics than to contribute to the Razorback Foundation Annual Fund. Your gift, no matter the size, will significantly impact the lives of more than 460 student-athletes.

Several membership levels are available and you may designate your gift(s) to football, men's basketball, baseball, men's Olympic sports and/or women's sports. Gifts may be made outright or via automatic payment plans. The Foundation also offers a Collegiate Membership for current University of Arkansas students as well as a Young Alumni Program for recent graduates.

For more information about membership levels, benefits and other giving opportunities, please contact us at 877-436-0013 or gohogs@razorbackfoundation.com. More information may be found at razorbackfoundation.com.



SCOTT VARADY
Executive Director



BILLYE HAWKINS-VETEO
Chief Financial Officer



JOHN MATSKO
Senior Associate
Director



NORM DeBRIYN
Associate Director



MARVIN CASTON
Associate Director



ELIZABETH SULLIVAN
Assistant Director



DEAN WEBER
Assistant Director



TERRY PRENTICE
Assistant Director



CHARLOTTE FAUCETTE
Member Relations



JACKIE ROLLINS
Member Relations



DEBBIE SCOGGIN
Member Relations



JULIA WOODS
Member Relations



CASSY FRITZ
Member Relations



HUNTER SAGELY
Special Initiatives
Coordinator



HAROLD HORTON
Executive Director
Emeritus



@RazorFoundation



/RazorbackFoundation



/RazorbackFoundation

LIVE FROM FAYETTEVILLE.
ANYTIME, ANYWHERE.



WATCH SEC NETWORK AND OVER 1,000 EXCLUSIVE
DIGITAL EVENTS ON SEC NETWORK +.
ALL ON YOUR COMPUTER, TABLET, AND MOBILE DEVICE.



Visit SECNetwork.com, WatchESPN.com or Download the WatchESPN App



PLAY HARD **ACT RIGHT**



MOSES KINGSLEY
2015 SEC WINTER ACADEMIC
HONOR ROLL



DUSTY HANNAHS
2015 SEC 1ST-YEAR ACADEMIC
HONOR ROLL



MANUALE WATKINS
2015 SEC WINTER ACADEMIC
HONOR ROLL



TREY THOMPSON
2015 SEC 1ST-YEAR ACADEMIC
HONOR ROLL



MANUALE WATKINS

TREY THOMPSON

DUSTY HANNAHS

2015-16 SCHEDULE

Nov. 5 **SW OKLAHOMA STATE (EXH)** 7PM

Nov. 10 **DELTA STATE (EXH)** 7PM

Nov. 13 **SOUTHERN UNIVERSITY** 7PM

Nov. 18 **AKRON** 7PM

Nov. 20 **CHARLESTON SOUTHERN** 7PM

Nov. 26 **Vs GEORGIA TECH#** 1PM

Nov. 27 **Vs VILLANOVA/STANFORD#** TBD

Dec. 1 **NORTHWESTERN STATE** 7PM

Dec. 4 **at WAKE FOREST** 6PM

Dec. 8 **EVANSVILLE** 8PM

Dec. 12 **TENNESSEE TECH** 7PM

Dec. 19 **MERCER^** 7PM

Dec. 22 **NORTH FLORIDA** 7PM

Dec. 30 **at DAYTON** 7PM

Jan. 2 **at TEXAS A&M*** 3:30PM

Jan. 5 **VANDERBILT*** 8PM

Jan. 9 **MISSISSIPPI STATE*** 2:30PM

Jan. 12 **at MISSOURI*** 8PM

Jan. 16 **at LSU*** 7:30PM

Jan. 21 **KENTUCKY*** 6PM

Jan. 23 **at GEORGIA*** 5PM

Jan. 27 **TEXAS A&M*** 6/6:30PM

Jan. 30 **TEXAS TECH** 3PM

Feb. 3 **at FLORIDA*** 6PM

Feb. 6 **TENNESSEE*** 7PM

Feb. 9 **at MISSISSIPPI STATE*** 8PM

Feb. 13 **at OLE MISS*** 1PM

Feb. 17 **AUBURN*** 6PM

Feb. 20 **MISSOURI*** 6:30PM

Feb. 23 **LSU*** 6PM

Feb. 27 **at TENNESSEE*** 6:30PM

March 2 **at ALABAMA*** 8PM

March 5 **SOUTH CAROLINA*** 4PM

March 9-13 **SEC TOURNAMENT** TBD

2015 NIT Season Tip-Off, Brooklyn, N.Y.

^ Verizon Arena, North Little Rock, Ark.

*SEC game | HOME | AWAY

